



(1)(a) STATEMENT SHOWING SHAREHOLDING PATTERN IN CLAUSE-35			
NAME OF THE COMPANY: ADANI POWER LIMITED		Name of the Scrip: ADANIPOWER	
SCRIP CODE:	533096		
Class of Security:			
QUARTER ENDED:	31/03/2014		
Partly paid-up shares			
Held by promoter/promoter group	No. of partly paid-up shares	As a % of total no. of partly paid-up shares	As a % of total no. of shares of the Company.
Held by Public	0	0	0
Total:	0	0	0
Outstanding convertible securities:			
Held by promoter/promoter group	No. of outstanding securities	As a % of total no. of outstanding convertible securities.	As a % of total no. of shares of the Company assuming full conversion of the convertible securities
Held by Public	0	0	0
Total:	0	0	0
Warrants:			
Held by promoter/promoter group	No. of warrants	As a % of total no. of warrants	As a % of total no. of shares of the Company, assuming full conversion of warrants
Held by Public	0	0	0
Total:	0	0	0
Total paid-up capital of the Company, assuming full conversion of warrants and convertible securities	2871922110	0	100.00




CATEGORY CODE (I)	CATEGORY OF SHAREHOLDER (II)	NO OF SHAREHOLDERS (III)	TOTAL NUMBER OF SHARES (IV)	NO OF SHARES HELD IN DEMATERIALIZED FORM (V)	TOTAL SHAREHOLDING AS A % OF TOTAL NO OF SHARES		SHARES PLEDGE OR OTHERWISE ENCUMBERED		
					AS A PERCENTAGE OF (A+B) (VI)	AS A PERCENTAGE OF (A+B+C) (VII)	NUMBER OF SHARES (VII)	(IX)=(VIII)/(IV)*100	
(A)	PROMOTER AND PROMOTER GROUP								
(1)	INDIAN								
(a)	Individual/HUF								
(b)	Central Government/State Government(s)	0	0	0	0.00	0.00	0	0.00	0.00
(c)	Bodies Corporate	0	0	0	0.00	0.00	0	0.00	0.00
(d)	Financial Institutions / Banks	2	2025356085	2025356085	70.52	70.52	344500331	17.01	17.01
(e)	Others	0	0	0	0.00	0.00	0	0.00	0.00
	Sub-Total A(1) :	2	2025356085	2025356085	70.52	70.52	344500331	17.01	17.01
(2)	FOREIGN								
(a)	Individuals (NRIs)/Foreign Individuals)	1	57700000	57700000	2.01	2.01	0	0.00	0.00
(b)	Bodies Corporate	1	70878997	70878997	2.47	2.47	70878997	100.00	100.00
(c)	Institutions	0	0	0	0.00	0.00	0	0.00	0.00
(d)	Qualified Foreign Investor	0	0	0	0.00	0.00	0	0.00	0.00
(e)	Others	0	0	0	0.00	0.00	0	0.00	0.00
	Sub-Total A(2) :	2	128578997	128578997	4.48	4.48	70878997	55.12	55.12
	Total A=A(1)+A(2)	4	2153935082	2153935082	75.00	75.00	415379328	19.28	19.28
(B)	PUBLIC SHAREHOLDING								
(1)	INSTITUTIONS								
(a)	Mutual Funds /UTI								
(b)	Financial Institutions /Banks	5	489721	489721	0.02	0.02			
(c)	Central Government / State Government(s)	12	16037132	16037132	0.56	0.56			
(d)	Venture Capital Funds	0	0	0	0.00	0.00			
(e)	Insurance Companies	0	0	0	0.00	0.00			
(f)	Foreign Institutional Investors	0	0	0	0.00	0.00			
(g)	Foreign Venture Capital Investors	72	196503978	196503978	6.84	6.84			
(h)	Qualified Foreign Investor	0	0	0	0.00	0.00			
(i)	Others	0	0	0	0.00	0.00			
	Sub-Total B(1) :	89	213030831	213030831	7.42	7.42			
(2)	NON-INSTITUTIONS								
(a)	Bodies Corporate								
(b)	Individuals	1361	12020225	12020225	0.42	0.42			
	(i) Individuals holding nominal share capital upto Rs.1 lakh	246454	66394617	66382269	2.31	2.31			




CATEGORY CODE (I)	CATEGORY OF SHAREHOLDER (II)	NO OF SHAREHOLDERS (III)	TOTAL NUMBER OF SHARES (IV)	NO OF SHARES HELD IN DEMATERIALIZED FORM (V)	TOTAL SHAREHOLDING AS A % OF TOTAL NO OF SHARES		SHARES PLEDGE OR OTHERWISE ENCUMBERED	
					AS a PERCENTAGE of (A+B) (VI)	As a PERCENTAGE of (A+B+C) (VII)	NUMBER OF SHARES (VIII)	AS a PERCENTAGE (IX)=(VIII)/(IV)*100
	(i) Individuals holding nominal share capital in excess of Rs.1 lakh	441	12030161	12030161	0.42	0.42		
(c)	Others							
	Directors and their relatives	3	75880	75880	0.00	0.00		
	Foreign Nationals	7	1316900	1316900	0.05	0.05		
	Foreign Bodies Corporate	6	406376252	406376252	14.15	14.15		
	Non Resident Indians	1794	2024715	2024715	0.07	0.07		
	Clearing Members	561	4707799	4707799	0.16	0.16		
	Trufts	12	9648	9648	0.00	0.00		
(d)	Qualified Foreign Investor	0	0	0	0.00	0.00		
	Sub-Total B(2) :	250639	504956197	504943849	17.58	17.58		
	Total B=B(1)+B(2) :	250728	717987028	717974680	25.00	25.00		
	Total (A+B) :	250732	2871922110	2871909762	100.00	100.00		
(C)	Shares held by custodians, against which Depository Receipts have been issued							
(1)	Promoter and Promoter Group	0	0	0	0.00	0.00		
(2)	Public							
	<b>GRAND TOTAL (A+B+C) :</b>	<b>250732</b>	<b>2871922110</b>	<b>2871909762</b>	<b>100.00</b>	<b>100.00</b>	<b>415379328</b>	<b>14.46</b>


(I)(b) Statement showing holding of securities (including shares, warrants, convertible securities) of persons belonging to the category "Promoter and Promoter Group"												
Sr.No	Name of the Shareholder	Details of Shares held			Encumbered shares (*)			Details of Warrants		Details of convertible securities		Total Shares (including underlying shares assuming full conversion of warrants and convertible securities) as a % of diluted share capital
		No. of Shares held (III)	As a % of grand total (A)+(B)+(C) (IV)	Pledge Shares (V)	AS a percentage (VI)=(V)/(III)*100 (VII)	AS a % of grand total (A) + (B) + (C) of sub-clause (I)(a) (VII)	Number of warrants held (VIII)	As a % total number of warrants of the same class (IX)	Number of convertible securities held (X)	As a % total number of convertible securities of the same class (XI)		
1	ADANI ENTERPRISES LIMITED	1981290000	68.99	344500331	17.39	12.00	0	0.00	0	0.00		68.99
2	ADANI AGRO PRIVATE LIMITED	44066085	1.53	0	0.00	0.00	0	0.00	0	0.00		1.53
3	VENTURA POWER INVESTMENTS PVT LTD	70878997	2.47	70878997	100.00	2.47	0	0.00	0	0.00		2.47
4	ADANI VINODBHAI SHANTILAL	57700000	2.01	0	0.00	0.00	0	0.00	0	0.00		2.01
	<b>TOTAL :</b>	<b>2153935082</b>	<b>75.00</b>	<b>415379328</b>	<b>19.28</b>	<b>14.46</b>	<b>0</b>	<b>0.00</b>	<b>0</b>	<b>0.00</b>		<b>75.00</b>




(D)(c)(i)	Statement showing holding of securities (including shares, warrants, convertible securities) of persons belonging to the category "Public" and holding more than 1% of the total number of shares							
Sr.No.	Name of the shareholder	Number of shares held	Shares as a percentage of total number of shares (i.e., Grant total (A)+(B)+(C) indicated in Statement at para (I)(a) above)	Details of warrants		Details of convertible securities		Total shares (including underlying shares assuming full conversion of warrants and convertible securities) as a % of diluted share capital)
				Number of warrants held	As a % total number of warrants of the same class	Number of convertible securities held	% w.r.t total number of securities of the same class	
1	OPAL INVESTMENT PVT LTD	213236910	7.42	0	0.00	0	0.00	7.42
2	3I POWER INVESTMENTS A1 LTD	160598342	5.59	0	0.00	0	0.00	5.59
	<b>TOTAL :</b>	<b>373835252</b>	<b>13.02</b>	<b>0</b>	<b>0.00</b>	<b>0</b>	<b>0.00</b>	<b>13.02</b>




(f)(c)(ii) Statement showing holding of securities (including shares, warrants, convertible securities) of persons (together with PAC) belonging to the category "Public" and holding more than 5% of the total number of shares of the company									
Sr.No.	Name(s) of the shareholder(s) and the Persons Acting in Concert (PAC) with shares held	Number of shares held	Shares as a percentage of total number of shares (i.e., Grant total (A)+(B)+(C) indicated in Statement at para (I)(a) above)	Details of warrants			Details of convertible securities		Total shares (including underlying shares assuming full conversion of warrants and convertible securities) as a % of diluted share capital
				Number of warrants held	As a % total number of warrants of same class	Number of convertible securities held	% w.r.t total number of convertible securities of the same class		
1	OPAL INVESTMENT PVT LTD	213236910	7.42	0	0.00	0	0.00	7.42	
2	3I POWER INVESTMENTS A1 LTD	160598342	5.59	0	0.00	0	0.00	5.59	
	<b>TOTAL :</b>	<b>373835252</b>	<b>13.02</b>	<b>0</b>	<b>0.00</b>	<b>0</b>	<b>0.00</b>	<b>13.02</b>	



STATEMENT SHOWING DETAILS OF LOCKED-IN SHARES"			
(U)(d)			Promoter/Promoter Group/Public
Sr.No.	Name of the shareholder	Number of locked-in shares	Locked-in shares as a percentage of total number of shares (i.e, Grand Total (A)+(B)+(C) Indicated in Statement at para (I)(a) above)
1	ADANI ENTERPRISES LIMITED	449850000	15.66
2	ADANI VINODBHAI SHANTILAL	28800000	1.00
	<b>TOTAL :</b>	<b>478650000</b>	<b>16.67</b>



STATEMENT SHOWING DETAILS OF DEPOSITORY RECEIPTS (DRS)			
(II)(a)			
Sr.No.	Type of outstanding DR (ADRs,GDRs,SDRs,etc.)	Number of outstanding DRs	Number of shares underlying outstanding DRs
		0	0
<b>TOTAL :</b>		<b>0</b>	<b>0</b>





Statement showing Holding of Depository Receipts (DRs), where underlying shares held by "Promoter/Promoter group" are in excess of 1% of the total number shares.				
(II)(b)		Type of outstanding DR (ADRs, GDRs, SDRs, etc.)	Number of shares underlying outstanding DRs	Shares underlying outstanding DRs as a percentage of total number of shares {i.e., Grand Total (A)+(B)+(C) indicated in Statement at para(I)(a) above}
Sr.No.	Name of the DR Holder			
TOTAL :				0

