



(1)(a) STATEMENT SHOWING SHAREHOLDING PATTERN IN CLAUSE-35


NAME OF THE COMPANY: ADANI POWER LIMITED			
SCRIP CODE:	533096	Name of the Scrip: Adani Power Limited	
Class of Security:			
QUARTER ENDED:	30/09/2013		
Partly paid-up shares			
Held by promoter/promoter group	No. of partly paid-up shares	As a % of total no. of partly paid-up shares	As a % of total no. of shares of the Company.
Held by Public	0	0	0
Total:	0	0	0
Outstanding convertible securities:			
Held by promoter/promoter group	No. of outstanding securities	As a % of total no. of outstanding convertible securities.	As a % of total no. of shares of the Company assuming full conversion of the convertible securities
Held by Public	0	0	0
Total:	0	0	0
Warrants:			
Held by promoter/promoter group	No. of warrants	As a % of total no. of warrants	As a % of total no. of shares of the Company, assuming full conversion of warrants
Held by Public	0	0	0
Total:	0	0	0
Total paid-up capital of the Company, assuming full conversion of warrants and convertible securities	2871922110	0	100.00




CATEGORY CODE	CATEGORY OF SHAREHOLDER (II)	NO OF SHAREHOLDERS (III)	TOTAL NUMBER OF SHARES (IV)	NO OF SHARES HELD IN DEMATERIALIZED FORM (V)	TOTAL SHAREHOLDING AS A % OF TOTAL NO OF SHARES			SHARES PLEDGE OR OTHERWISE ENCUMBERED
					AS a PERCENTAGE of (A+B) (VI)	As a PERCENTAGE of (A+B+C) (VII)	NUMBER OF SHARES (VIII)	
(A)	PROMOTER AND PROMOTER GROUP							
(1)	INDIAN							
(a)	Individual /HUF							
(b)	Central Government/State Government(s)	0	0	0	0.00	0.00	0	0.00
(c)	Bodies Corporate	0	0	0	0.00	0.00	0	0.00
(d)	Financial Institutions / Banks	2	2025356085	2025356085	70.52	70.52	223141107	11.02
(e)	Others	0	0	0	0.00	0.00	0	0.00
	Sub-Total A(1) :	2	2025356085	2025356085	70.52	70.52	223141107	11.02
(2)	FOREIGN							
(a)	Individuals (NRIs)/Foreign Individuals	1	57700000	57700000	2.01	2.01	0	0.00
(b)	Bodies Corporate	1	70878997	70878997	2.47	2.47	70878997	100.00
(c)	Institutions	0	0	0	0.00	0.00	0	0.00
(d)	Qualified Foreign Investor	0	0	0	0.00	0.00	0	0.00
(e)	Others	0	0	0	0.00	0.00	0	0.00
	Sub-Total A(2) :	2	128578997	128578997	4.48	4.48	70878997	55.12
	Total A=A(1)+A(2)	4	2153935082	2153935082	75.00	75.00	294020104	13.65
(B)	PUBLIC SHAREHOLDING							
(1)	INSTITUTIONS							
(a)	Mutual Funds /UTI							
(b)	Financial Institutions /Banks	4	2216653	2216653	0.08	0.08		
(c)	Central Government / State Government(s)	11	15888858	15888858	0.55	0.55		
(d)	Venture Capital Funds	0	0	0	0.00	0.00		
(e)	Insurance Companies	0	0	0	0.00	0.00		
(f)	Foreign Institutional Investors	0	0	0	0.00	0.00		
(g)	Foreign Venture Capital Investors	85	199948032	199948032	6.96	6.96		
(h)	Qualified Foreign Investor	0	0	0	0.00	0.00		
(i)	Others	0	0	0	0.00	0.00		
	Sub-Total B(1) :	100	218053543	218053543	7.59	7.59		
(2)	NON-INSTITUTIONS							
(a)	Bodies Corporate	1477	15505948	15505948	0.54	0.54		
(b)	Individuals							
	(i) Individuals holding nominal share capital upto Rs. 1 lakh	248643	64049815	64037667	2.23	2.23		



CATEGORY CODE	CATEGORY OF SHAREHOLDER (I)	NO OF SHAREHOLDERS (II)	TOTAL NUMBER OF SHARES (IV)	NO OF SHARES HELD IN DEMATERIALIZED FORM (V)	TOTAL SHAREHOLDING AS A % OF TOTAL NO OF SHARES		SHARES PLEDGE OR OTHERWISE ENCUMBERED	
					AS a PERCENTAGE of (A+B) (VI)	As a PERCENTAGE of (A+B+C) (VII)	NUMBER OF SHARES (VIII)	AS a PERCENTAGE (IX)=(VIII)/(IV)*100
(c)	(ii) Individuals holding nominal share capital in excess of Rs.1 lakh	365	10181770	10181770	0.35	0.35		
	Others							
	Directors and their relatives	3	75880	75880	0.00	0.00		
	Foreign Nationals	7	1316900	1316900	0.05	0.05		
	Foreign Bodies Corporate	6	406376252	406376252	14.15	14.15		
	Non Resident Indians	1783	1762423	1762423	0.06	0.06		
	Clearing Members	198	652849	652849	0.02	0.02		
	Trusts	13	11648	11648	0.00	0.00		
	Qualified Foreign Investor	0	0	0	0.00	0.00		
	Sub-Total B(2) :	252495	499933485	499921337	17.41	17.41		
	Total B=B(1)+B(2) :	252595	717987028	717974880	25.00	25.00		
	Total (A+B) :	252599	2871922110	2871909962	100.00	100.00		
(c)	Shares held by custodians, against which Depository Receipts have been issued							
(1)	Promoter and Promoter Group	0	0	0	0.00	0.00		
(2)	Public							
	GRAND TOTAL (A+B+C) :	252599	2871922110	2871909962	100.00	0.00	294020104	10.24




(U)6) Statement showing holding of securities (including shares, warrants, convertible securities) of persons belonging to the category "Promoter and Promoter Group"												
Sr. No	Name of the Shareholder	Details of Shares held			Encumbered shares (*)			Details of Warrants		Details of convertible securities as % of total		Total Shares (including underlying shares assuming full conversion of warrants and convertible securities) as a % of diluted share capital
		No. of Shares held (i)	As a % of grand total (A)+(B)+(C) (ii)	Pledge Shares (iv)	AS a percentage (v)=(vi)/(ii)*100 (vii)	AS a % of grand total (A) + (B) + (C) of sub-clause (i)(a) (viii)	Number of warrants held (ix)	As a % total number of warrants of the same class (x)	Number of convertible securities held (xi)	number of convertible securities of the same class (xii)		
1	ADANI ENTERPRISES LIMITED	1961290000	68.99									
2	ADANI AGRO PRIVATE LIMITED	44066085	1.53		223141107	11.26	7.77	0	0.00	0	0.00	68.99
3	VENTURA POWER INVESTMENTS PVT LTD	70878997	2.47		0	0.00	2.47	0	0.00	0	0.00	1.53
4	ADANI VINCOBHAI SHANTILAL	57700000	2.01		70878997	100.00	0.00	0	0.00	0	0.00	2.47
	TOTAL :	2153935082	75.00		294020104	13.65	10.24	0	0.00	0	0.00	75.00



(D)(c)(i) Statement showing holding of securities (including shares, warrants, convertible securities) of persons belonging to the category "Public" and holding more than 1% of the total number of shares						
Sr.No.	Name of the shareholder	Number of shares held	Shares as a percentage of total number of shares (i.e., Grant total (A)-(B)+(C) indicated in Statement at para (Xa) above)	Details of warrants		Total shares (including underlying shares assuming full conversion of warrants and convertible securities) as a % of diluted share capital
				Number of warrants held	As a % total number of warrants of the same class	
				Details of convertible securities		
				Number of convertible securities held	% w.r.t total	
1	OPAL INVESTMENT PVT LTD	213236910	7.42	0	0.00	7.42
2	3I POWER INVESTMENTS AT LTD	180598342	5.59	0	0.00	5.59
TOTAL :				0	0.00	13.02
				0	0.00	13.02




(ix)(ii) Statement showing holding of securities (including shares, warrants, convertible securities) of persons (together with PAC) belonging to the category "Public" and holding more than 5% of the total number of shares of the company						
Sr.No.	Name(s) of the shareholder(s) and the Persons Acting in Concert (PAC) with them	Number of shares held	Shares as a percentage of total number of shares (i.e., Grant total (A)+(B)+(C) indicated in Statement at para (i)(a) above)	Details of warrants		Total shares (including underlying shares assuming full conversion of warrants and convertible securities) as a % of diluted share capital)
				Number of warrants held	As a % total number of warrants of the same class	
1	OPAL INVESTMENT PVT LTD	213226910	7.42	0	0.00	0.00
2	3I POWER INVESTMENTS AT LTD	160598342	5.59	0	0.00	0.00
	TOTAL :	373825252	13.02	0	0.00	0.00



STATEMENT SHOWING DETAILS OF LOCKED-IN SHARES"		
(i)(d)		
Sr.No.	Name of the shareholder	Locked-in shares as a (%) percentage of total number of shares (i.e, Grand Total shares (A)+(B)+(C) Indicated in Statement at para (I)(a) above)
1	ADANI ENTERPRISES LIMITED	68.99
2	ADANI VINODBHAI SHANTILAL	2.01
TOTAL :		71.00

Promoter/Promoter Group/Public
PROMOTER/PROMOTER GROUP
PROMOTER/PROMOTER GROUP



STATEMENT SHOWING DETAILS OF DEPOSITORY RECEIPTS (DRS)			
(II)(a)			
Sr.No.	Type of outstanding DR (ADRs,GDRs,SDRs,etc) DRs	Number of outstanding underlying DRs	Number of shares underlying outstanding DRs as a percentage of total number of shares {i.e., Grand Total (A)+(B)+(C) indicated in Statement at Para(I)(a) above}
		0	0
TOTAL :			0

