


(1)(a) STATEMENT SHOWING SHAREHOLDING PATTERN IN CLAUSE-35

NAME OF THE COMPANY: ADANI POWER LIMITED		Name of the Scrip: Adani Power Ltd.	
SCRIP CODE:	533096		
Class of Security:			
QUARTER ENDED:	31/12/2014		
	No. of partly paid-up shares	As a % of total no. of partly paid-up shares	As a % of total no. of shares of the Company.
Partly paid-up shares			
Held by promoter/promoter group	0	0	0
Held by Public	0	0	0
Total:	0	0	0
	No. of outstanding securities	As a % of total no. of outstanding convertible securities.	As a % of total no. of shares of the Company assuming full conversion of the convertible securities
Outstanding convertible securities:			
Held by promoter/promoter group	0	0	0
Held by Public	0	0	0
Total:	0	0	0
	No. of warrants	As a % of total no. of warrants	As a % of total no. of shares of the Company, assuming full conversion of warrants
Warrants:			
Held by promoter/promoter group	0	0	0
Held by Public	0	0	0
Total:	0	0	0
Total paid-up capital of the Company, assuming full conversion of warrants and convertible securities	2871922110	0	100.00




Handwritten signature or mark.

CATEGORY CODE	CATEGORY OF SHAREHOLDER	NO OF SHAREHOLDERS (III)	TOTAL NUMBER OF SHARES (IV)	NO OF SHARES HELD IN DEMATERIALIZED FORM (V)	TOTAL SHAREHOLDING AS A % OF TOTAL NO OF SHARES		SHARES PLEDGE OR OTHERWISE ENCUMBERED	
					AS a PERCENTAGE of (A+B) (VI)	As a PERCENTAGE of (A+B+C) (VII)		
(I)	(II)	(III)	(IV)	(V)	(VI)	(VII)	(VIII)	(IX)=(VIII)/(IV)*100
(A)	PROMOTER AND PROMOTER GROUP							
(1)	INDIAN							
(a)	Individual /HUF	0	0	0	0.00	0.00	0	0.00
(b)	Central Government/State Government(s)	0	0	0	0.00	0.00	0	0.00
(c)	Bodies Corporate	2	2025356085	2025356085	70.52	70.52	787468307	38.88
(d)	Financial Institutions / Banks	0	0	0	0.00	0.00	0	0.00
(e)	Others	0	0	0	0.00	0.00	0	0.00
	Sub-Total A(1) :	2	2025356085	2025356085	70.52	70.52	787468307	38.88
(2)	FOREIGN							
(a)	Individuals (NRIs)/Foreign Individuals)	1	57700000	57700000	2.01	2.01	0	0.00
(b)	Bodies Corporate	1	70878997	70878997	2.47	2.47	70878997	100.00
(c)	Institutions	0	0	0	0.00	0.00	0	0.00
(d)	Qualified Foreign Investor	0	0	0	0.00	0.00	0	0.00
(e)	Others	0	0	0	0.00	0.00	0	0.00
	Sub-Total A(2) :	2	128578997	128578997	4.48	4.48	70878997	55.12
	Total A=A(1)+A(2)	4	2153935082	2153935082	75.00	75.00	858347304	39.85
(B)	PUBLIC SHAREHOLDING							
(1)	INSTITUTIONS							
(a)	Mutual Funds /UTI	2	120000	120000	0.00	0.00		
(b)	Financial Institutions /Banks	11	16518128	16518128	0.58	0.58		
(c)	Central Government / State Government(s)	0	0	0	0.00	0.00		
(d)	Venture Capital Funds	0	0	0	0.00	0.00		
(e)	Insurance Companies	0	0	0	0.00	0.00		
(f)	Foreign Institutional Investors	80	193655338	193655338	6.74	6.74		
(g)	Foreign Venture Capital Investors	0	0	0	0.00	0.00		
(h)	Qualified Foreign Investor	0	0	0	0.00	0.00		
(i)	Others	0	0	0	0.00	0.00		



CATEGORY CODE	CATEGORY OF SHAREHOLDER	NO OF SHAREHOLDERS (III)	TOTAL NUMBER OF SHARES (IV)	NO OF SHARES HELD IN DEMATERIALIZED FORM (V)	TOTAL SHAREHOLDING AS A % OF TOTAL NO OF SHARES		SHARES PLEDGE OR OTHERWISE ENCUMBERED
					AS a PERCENTAGE of (A+B) (VI)	As a PERCENTAGE of (A+B+C) (VII)	
(I)							
	Sub-Total B(1) :	93	210293466	210293466	7.32	7.32	
(2)	NON-INSTITUTIONS						
(a)	Bodies Corporate	1800	26450534	26450534	0.92	0.92	
(b)	Individuals						
	(i) Individuals holding nominal share capital upto Rs.1 lakh	315523	108403327	108392379	3.77	3.77	
	(ii) Individuals holding nominal share capital in excess of Rs.1 lakh	871	23539040	23539040	0.82	0.82	
(c)	Others						
	Trusts	16	22348	22348	0.00	0.00	
	Non Resident Indians	2602	3843780	3843780	0.13	0.13	
	Foreign Nationals	7	1316900	1316900	0.05	0.05	
	Foreign Bodies Corporate	6	342488213	342488213	11.93	11.93	
	Directors & their relatives	3	75880	75880	0.00	0.00	
	Clearing members	386	1553540	1553540	0.05	0.05	
(d)	Qualified Foreign Investor	0	0	0	0.00	0.00	
	Sub-Total B(2) :	321214	507693562	507682614	17.68	17.68	
	Total B=B(1)+B(2) :	321307	717987028	717976080	25.00	25.00	
	Total (A+B) :	321311	2871922110	2871911162	100.00	100.00	
(C)	Shares held by custodians, against which Depository Receipts have been issued						
(1)	Promoter and Promoter Group						
(2)	Public	0	0	0	0.00	0.00	
	GRAND TOTAL (A+B+C) :	321311	2871922110	2871911162	100.00	0.00	29.89



2

(f)(b) Statement showing holding of securities (including shares, warrants, convertible securities) of persons belonging to the category "Promoter and Promoter Group"

Sr.No	Name of the Shareholder	Details of Shares held			Encumbered shares (*)			Details of Warrants			Details of convertible securities		Total Shares (including underlying shares assuming full conversion of warrants and convertible securities) as a % of diluted share capital
		No. of Shares held (iii)	As a % of grand total (A)+(B)+(C) (iv)	As a % of grand total (A) + (B) + (C) of sub-clause (i)(a) (vii)	Pledge Shares (v)	AS a percentage (vi)=(v)/(iii)*100	AS a % of grand total (A) + (B) + (C) of sub-clause (i)(a) (vii)	Number of warrants held (viii)	As a % total number of warrants of the same class (ix)	Number of convertible securities held (x)	As a % total number of convertible securities of the same class (xi)		
1	ADANI ENTERPRISES LIMITED	1981290000	68.99		787468307	39.75	27.42	0	0.00	0	0.00	68.99	
3	VENTURA POWER INVESTMENTS PVT LTD	70878997	2.47		70878997	100.00	2.47	0	0.00	0	0.00	2.47	
4	ADANI VINODBHAI SHANTILAL	57700000	2.01		0	0.00	0.00	0	0.00	0	0.00	2.01	
5	ADANI PROPERTIES PRIVATE LIMITED	44066085	1.53		0	0.00	0.00	0	0.00	0	0.00	1.53	
	TOTAL :	2153935082	75.00		858347304	39.85	29.89	0	0.00	0	0.00	75.00	



2

(I)(C)(i) Statement showing holding of securities (including shares, warrants, convertible securities) of persons belonging to the category "Public" and holding more than 1% of the total number of shares						
Sr.No.	Name of the shareholder	Number of shares held	Shares as a percentage of total number of shares (i.e., Grant total (A)+(B)+(C) indicated in Statement at para (I)(a) above)	Details of warrants		Total shares (including underlying shares assuming full conversion of warrants and convertible securities) as a % of diluted share capital
				Number of warrants held	As a % total number of warrants of the same class	
				Details of convertible securities		
				Number of convertible securities held	% w.r.t total number of convertible securities of the same class	
1	OPAL INVESTMENT PVT LTD	213236910	7.42	0	0.00	7.42
2	3I POWER INVESTMENTS A1 LTD	96710303	3.37	0	0.00	3.37
TOTAL :				0	0.00	10.79



Handwritten signature or mark.

Handwritten mark.

(I)(c)(ii) Statement showing holding of securities (including shares, warrants, convertible securities) of persons (together with PAC) belonging to the category "Public" and holding more than 5% of the total number of shares of the company								
Sr.No.	Name(s) of the shareholder(s) and the Persons Acting in Concert (PAC) with shares held	Number of shares held	Shares as a percentage of total number of shares (i.e., Grant total (A)+(B)+(C) indicated in Statement at para (I)(a) above)	Details of warrants		Total shares (including underlying shares assuming full conversion of warrants and convertible securities) as a % of diluted share capital		
				Number of warrants held	As a % total number of warrants of the same class		Number of convertible securities held same class	% w.r.t total number of convertible securities of the same class
1	OPAL INVESTMENT PVT LTD	213236910	7.42	0	0.00	0.00	7.42	
TOTAL :				213236910	7.42	0	0.00	7.42



Handwritten signature or mark.


STATEMENT SHOWING DETAILS OF LOCKED-IN SHARES"

(1)(d)				
Sr.No.	Name of the shareholder	Number of locked-in shares	Locked-in shares as a (%) percentage of total number of shares {i.e, Grand Total (A)+(B)+(C) Indicated in Statement at para (1)(a) above}	Promoter/Promoter Group/Public
1	ADANI ENTERPRISES LIMITED	449850000	15.66	PROMOTER/PROMOTER GROUP
2	ADANI VINODBHAI SHANTILAL	28800000	1.00	PROMOTER/PROMOTER GROUP
TOTAL :		478650000	16.67	



Handwritten signature or mark.

STATEMENT SHOWING DETAILS OF DEPOSITORY RECEIPTS (DRS)			
(ii)(a)			
Sr.No.	Type of outstanding DR (ADRs,GDRs,SDRs,etc.)	Number of outstanding DRS	Number of shares underlying outstanding DRS
		0	0
TOTAL :		0	0



Handwritten signature or mark.

Statement showing Holding of Depository Receipts (DRs), where underlying shares held by "Promoter/Promoter group" are in excess of 1% of the total number shares.				
(II)(b)				
Sr.No.	Name of the DR Holder	Type of outstanding DR (ADRs,GDRs,SDRs, etc.)	Number of shares underlying outstanding DRs	Shares underlying outstanding DRs as a percentage of total number of shares {i.e., Grand Total (A)+(B)+(C) indicated in Statement at para(I)(a) above}
TOTAL :			0	0



Handwritten signature or initials.