

**SIX MONTHLY COMPLIANCE REPORT OF
ENVIRONMENT CLEARANCE (EC)**

1320 (2×660) MW THERMAL POWER PLANT

At

**KAWAI VILLAGE, ATRU TEHSIL
BARAN DISTRICT
RAJASTHAN**

Submitted to:

**Central Regional Office, Lucknow
Ministry of Environment, Forests & Climate Change
Central Pollution Control Board, New Delhi &
Rajasthan State Pollution Control Board, Jaipur**

adani

Submitted By:

**Environment Management Department
Adani Power Rajasthan Limited
Kawai Village, Atru Tehsil
Baran District, Rajasthan**

PERIOD: October'2019 – March'2020

ADANI POWER RAJASTHAN LIMITED

Sl. No.	Title	
1.	Introduction	
2.	Compliance status of Environmental Clearance (EC)	
<u>List of Annexure</u>		
3.	Environmental Monitoring Report From October' 2019 to March'2020 <ul style="list-style-type: none"> • Metrological data • Ambient Air Quality Monitoring • Stack Emission Monitoring • Noise Level Monitoring • Soil Quality Analysis Reports 	Annexure I
4.	Continuous Emission Monitoring (CEMS) Data (October' 2019 to March'2020)	Annexure IA
5.	Ground Water Level Monitoring (Piezometer Well)	Annexure II
6.	Fly Ash Utilization details & Quarterly Ash content Report	Annexure III
7.	Green Belt / Plantation details	Annexure IV
8.	CSR Progress Report (October' 2019 to March'2020)	Annexure V
9.	Expenditure for Environment Protection (EMP)	Annexure VI

ADANI POWER RAJASTHAN LIMITED

Introduction

Adani Power Rajasthan Ltd. (APRL), a wholly owned company of Adani Power Limited has established 1320 MW (2 x 660 MW) Coal based Supercritical Thermal Power Plant at Kawai, Tehsil Atru, District Baran in Rajasthan.

Kawai Thermal Power Plant of APRL is located near village Kawai, Tehsil Atru, District Baran (Rajasthan). The power plant is based on supercritical, energy efficient & environment friendly technology.

APRL has obtained Environmental Clearances (EC) from Ministry of Environment Forest & Climate Change (MoEF&CC) and Consent to Establish (CTE) as well as Consent to Operate (CTO) from Rajasthan Pollution Control Board (RPCB). The plant is fully operational since December '2013. As the part of the compliance of statutory requirement environmental quality monitoring is being done inside the premises and also in nearby villages.

Ambient Air Quality Monitoring Stations has been established in consultation with Rajasthan State Pollution Control Board, three locations within the plant premises & three locations outside plant in different village based on micro-metrology of the site, Presently Environmental monitoring & analysis is being carried out by M/s Team Institute of Science & Technology, Jaipur, (Rajasthan).

Point wise compliance status of Environmental Clearance for 1320 MW (2 x 660 MW) Coal based Supercritical Kawai Thermal Power Plant is furnished herewith.

Adani Power Rajasthan Limited

2x660 MW Kawai Thermal Power Plant

COMPLIANCE STATUS ON ENVIRONMENTAL CLEARANCE

1320 (2x660) MW Coal Based Kawai Thermal Power Plant

Vide letter No. J-13012/154/2008-IA.II (T) Dated 04.05.2011 and
EC Amendment on 13.03.2014

A	Specific Condition	Status
(i)	Vision document specifying prospective plan for the site shall be formulated and submitted to the Ministry within six months.	Complied. Vision document had already submitted along with first EC Compliance report.
(ii)	In case source of fuel supply is to be changed at a later stage (now proposed on imported coal from South Africa) the project proponent shall intimate the Ministry well in advance along with necessary requisite documents for its concurrence for allowing the change. In such a case the necessity for re-conducting public hearing may be decided by the ministry in consultation with the Expert Appraisal Committee.	Complied MoEF&CC has amended the Environmental Clearance vide letter No. J-13012/154/2008/IA.II (T) dated 13.03.2014 for Indigenous/Domestic Coal from Subsidiary companies of Coal India Limited in place of Imported Coal with some additional conditions. The compliance of the additional conditions is included in this compliance report.
(iii)	Wildlife conservation plan shall be prepared in consultation with the office of the Chief Wildlife Warden concerned for implementation. Status of implementation shall be submitted to the regional office of the ministry periodically.	A detail study of Wild life conservation plan has already carried out (Document no. EES/AG/001/259-Biological study) by consultant in consultation with forest department & conservation plan already submitted to the Chief Wild Life Warden, Jaipur for approval. The Report also submitted to the DFO Baran. A copy of the conservation plan was submitted to your office along with Six monthly compliance report
(iv)	Possibility for harnessing solar power within the premises of the plant particularly at available roof tops shall be examined and status of implementation shall be submitted.	80 no. Solar light are installed near hostel/residential area in first phase of solar harnessing program. Solar panel are installed for street lights of residential complex. 10KW capacity Solar Panel is installed at rooftop of Administrative Building to harness solar energy for its consumption.
(v)	An equal area of grazing land proposed to be acquired for the project shall be identified and developed in consultation with the village Panchayat and the district administration before final acquisition of the said land.	Complied Development of waste land to grazing land in village Kunjed of Atru Tehsil is completed as per "Mukhyamantri Jal Swavlamban Abhiyan" (MJSA) as suggested by District Collector, Baran.
(vi)	Coal transportation to plant site shall be by rail. The project proponent shall take up the matter with the Railways and shall submit action taken and implementation status to the ministry from	Being complied. Coal is being transported to power plant through Rail only.

Adani Power Rajasthan Limited

2x660 MW Kawai Thermal Power Plant

	time to time.	
(vii)	Existing de-generated water bodies (if any) in the study area shall be regenerated at the project proponent's expenses in consultation with the state govt.	Development of existing degenerated water body in village Antana of Atru tehsil is completed as proposal approved by District Collector, Baran under "Mukhyamantri Jal Swavlamban Abhiyan" (MJSA) vide letter no. 2016/280-85 dated 09.02.2016. Existing seasonal water bodies within the study area was identified for regeneration under company's CSR programme by Adani Foundation and has been implemented in phased manner.
(viii)	Hydrogeology of the area shall be reviewed annually from an institute / organization of repute to assess impact of surface water and ground regime (especially around ash dyke). In case and deterioration is observed specific mitigation measures shall be undertaken and reports / data of water quality monitored regularly and maintained shall be submitted to the Regional Office of the Ministry	Complied. Hydro-geological study report of the study area already submitted with six monthly report (Period Oct-2015 to Mar-2015) Regular water quality monitoring is also being carried out by NABL accredited consultant. The water quality monitoring results is being submitted regularly along with Six Monthly Compliance reports. Hydrogeological Review study has been conducted by the third party consultant, the report submission delayed by consultant due to COVID Outbreak.
(ix)	Source of water for meeting the requirement during lean season shall be specified and submitted to the Regional Office of the Ministry within three months	Water allocation from Parvan River for 34 MCM. This quantity is adequate to meet the plant's requirement, including lean season.
(x)	No ground water shall be extracted for use in operation of the power plant even in lean season.	Complied. No ground water was extracted during setting up of power plant
(xi)	No water bodies (including natural drainage system) in the area shall be disturbed due to activities associated with the setting up / operation of the power plant.	No water body was disturbed while setting up power plant.
(xii)	Minimum required water flow suggested by the Competent Authority of the State Govt. shall be maintained in the Channel / Rivers (as applicable) even in lean season.	APRL has no role in the distribution of water from Parvan irrigation Project. Water Resource Department, Govt. of Rajasthan will maintain the minimum required water flow during lean season.
(xiii)	Water requirement shall be restricted as per CEA norms and COC of 5.0 shall be adopted.	Complied This has been incorporated in the plant design and being maintained.
(xiv)	Regular monitoring of ground water level shall be carried out by establishing a network of existing wells and constructing new piezometers. Monitoring around the ash pond area shall be carried out particularly for heavy metals (Hg, Cr, As, Pb) and records maintained and submitted to the Regional Office of this Ministry. The data so obtained should be compared with the baseline so as to ensure that the ground water quality is not adversely affected due to the project.	Regular monitoring of ground water quality including heavy metals is being carried out in and around the plant area by MoEF&CC accredited agency Please Refer Annexure-I Three Piezometric wells are established around the ash pond. Record are being maintained and enclosed as Annexure-II

Adani Power Rajasthan Limited

2x660 MW Kawai Thermal Power Plant

(xv)	Monitoring surface water quality shall also be regularly conducted and records maintained. The monitored data shall be submitted to the Ministry regularly. Further, monitoring points shall be located between the plant and drainage in the direction of flow of ground water and records maintained. Monitoring for heavy metals in ground water shall be undertaken.	Being Complied. Regular monitoring for surface and ground water quality is being carried out including heavy metals in & around the ash pond and nearby villagers, Monitoring report enclosed herewith. Please refer Annexure- I .
(xvi)	A well designed rain water harvesting shall be put in place before commissioning of the plant. Central Ground Water Authority / Board shall be consulted for finalization of appropriate rainwater harvesting technology / design within a period of three months from the date of this clearance and detail shall be furnished. The design of rain water harvesting shall comprise of rain water collection from the built up and open area in the plant premises. Action plan and road map for implementation shall be submitted to the Ministry within six months.	Complied Design for rain water harvesting scheme is prepared by Hydro-geo Survey Consultant-Jaipur and the same is submitted to Regional Office of CGWB, Jaipur, MoEF&CC regional office, Lucknow and MoEF&CC New Delhi. Rain water harvesting pond already constructed within the plant to store and reuses more than 1, 20,000 m ³ of water.
(xvii)	Additional soil for leveling of proposed site shall be generated within the sites (to the extent possible) so that natural drainage system of the area is protected and improved.	The entire plant area was almost flat and having stony outcrop. There are no streams within the plant premises.
(xviii)	Provision for installation of FGD shall be provided for future use.	Space were provided for FGD in the plant layout for future requirement. We are in process & progress to install FDG for compliance of CPCB direction.
(xix)	The project proponent shall undertake measures and ensure that no fugitive fly ash emission take place at any point of time.	Being Complied. The crusher houses for coal are provided with Dust Extraction System & Bag Filter. Dust Suppression System (DSS) and Water Sprinkling System are provided in coal stock yard and ash dyke.
(xx)	Stack of 275 m height shall be installed and provided with continuous online monitoring equipments for SO _x , NO _x and PM _{2.5} & PM ₁₀ . Exit velocity of flue gases shall not be less than 22 m/s. Mercury emissions from stack may also monitored on periodic basis.	Twin flue stack of 275 meter constructed. Continuous Emission Monitoring System installed in both flues for SO ₂ , NO _x , and PM. The flue gas velocity is 22.5 m/sec. Hg monitoring in stack is being carried out quarterly basis. CEMS results enclosed as Annexure- IA .
(xxi)	High Efficiency Electrostatic Precipitators (ESPs) shall be installed to ensure that particulate emission does not exceed 50 mg/Nm ³ .	A high Efficiency Electrostatic Precipitators has been provided to each boiler (ESPs) to meet particulate emission less than 50mg/Nm ³ , ESP efficiency is being observed by our operation department. Details of monitoring results as carried out by MoEF&CC approved third party for our Unit-1 and 2 & also same is being submitted to Statutory body on regular basis. All stack monitoring results are well within the prescribed limit which is showing efficiency of ESP. Monitoring Result are enclosed as Annexure- I
(xxii)	Adequate dust extraction system such as cyclones / bag filters and water spray system in	Being Complied. Dust extraction system with bag filter in coal

Adani Power Rajasthan Limited

2x660 MW Kawai Thermal Power Plant

	dusty areas such as in coal handling and ash handling points, transfer areas and other vulnerable dusty areas shall be provided.	crusher house has been provided. Pneumatic ash handling system with bag filters provided for ash handling. Water sprinkling system provided in coal yard.
(xxiii)	Utilization of 100% Fly Ash generated shall be made from 4 th year of operation. Status of implementation shall be reported to the Regional Office of the Ministry from time to time.	Ash utilization / implementation report being submitted to MoEF&CC, CPCB, SPCB as well as CEA. Implementation status of fly ash utilization is enclosed herewith. Please refer Annexure-III
(xxiv)	Fly ash shall be collected in dry form and storage facility (silos) shall be provided. Unutilized fly ash shall be disposed off in the ash pond in the form of slurry form. Mercury and other heavy metals (As, Hg, Cr, Pb, etc.) will be monitored in the bottom ash as also in the effluents emanating in the existing ash pond. No ash shall be disposed off in low lying area.	Being Complied APRL has signed MoUs for ash utilization with Mangalam Cement Ltd., J.K.Cement Ltd., Mangrol & Nimbahera, Birla Corporation Ltd, Nuvoco Vistas Corp. Ltd., Shriram Cement Ltd, Wonder Cement Ltd. Apart from these parties APRL is also providing Ash to ACC Ltd. Ambuja Cement, Birla Corporation Ltd., Nirma Ltd., India cement Ltd., Heidelberg cement India Ltd, India Cements Ltd, Heidelberg cement India Ltd., TSG Ashtech Movers Pvt. Ltd., etc. based on requirement and availability. Heavy metal analysis is being carried out for As, Pb, Hg, Cr Fe, Cu, Zn, Cd, and Ni in fly ash. Results enclosed as Annexure-I .
(xxv)	Ash pond (if any) shall be lined with HDPE/LDPE lining or any other suitable impermeable media such that no leachate takes place at any point of time. Adequate safety measures shall also be implemented to protect the ash dyke from getting breached.	Well design ash pond with LDPE lining has been established as per guidelines of MOEF/CEA/CPCB. Safety measure such as bund with toe wall and lining of side slope is done to prevent any leachate.
(xxvi)	Sulphur and ash contents in the imported coal to be used in the project shall not exceed 0.6 % and 34 % respectively at any given time. In case of variation of coal quality at any point of time fresh reference shall be made to Ministry for suitable amendments to environmental clearance condition wherever necessary.	Complied EC amended on 13.03.2014 for change in the fuel quality & source.
(xxvii)	Green Belt consisting of 3 tiers of plantations of native species around the plant of atleast 75 m width shall be raised (except in areas not feasible). The density of trees shall not be less than 2500 per Ha and rate of survival atleast 80%.	Green belt / plantation are being developed. Our efforts are to develop more greenery in and around the plant premises. Full-fledged horticulture department is established under the guidance of the experienced horticulturist in consultation with the local forest department for the development of green belt / plantation has been established. About 91,994 saplings have been planted and achieved 90% survival rate. (density including shrubs is 2,474 per Ha) Green belt/plantation details is enclosed as Annexure-IV
(xxviii)	Over and above the green belt, as carbon sink, social forestry shall be carried out in close consultation with the Forests Department. The	Social forestry with active participation of the villagers and school children are being carried out in close consultation with Forest

Adani Power Rajasthan Limited

2x660 MW Kawai Thermal Power Plant

	project proponent shall accordingly identify blocks of land / degraded forests and shall undertake regeneration of degraded forests at a large scale. In pursuance to this the project proponent shall formulate time bound action plan along with financial allocation and shall submit status of implementation to the Ministry within six months.	Department, Action plan regarding social forestry and regeneration of degraded forest is under implementation. About 1200 saplings planted along with the NH-90 in association with forest department. About 500 trees are also planted in school campus & villages.
(xxix)	Atleast three nearest village shall be adopted and basic amenities like development of roads, drinking water supply, primary health centre, primary school etc shall be developed in co-ordination with the district administration.	Baldevpura, Kawai, Salpura, Khedli Gaddiyan and Nimoda are adopted for development of basic amenities in co-ordination with the district administration. Beside 41 Schools, 2 PHC, 1 CHC of surrounding Gram Panchayats are adopted in association with district administration of Govt. of Rajasthan.
(xxx)	The project proponent shall also adequately contribute in the development of the neighboring villages. Special package with implementation schedule for providing free potable drinking water supply in the nearby villages and schools shall be undertaken in a time bound manner.	Being Complied- Need based assessment study report has already been submitted to MoEF&CC. Recommendation made in the report are being implemented by Adani Foundation. Please refer Annexure V .
(xxxii)	CSR schemes shall be undertaken based on need assessment in and around the villages within 5 km of the site and in constant consultation with the village Panchayat and the District Administration. As part of CSR prior identification of local employable youth and eventual employment in the project after imparting relevant training shall be also undertaken.	Based on the need based assessment report under the CSR, recommendations made in the CSR report are being implemented by Adani Foundation. Please refer Annexure V Main Focus is given on Education, Health, Alternative Livelihood and Rural Infrastructure, Please refer Annexure V
(xxxiii)	It shall be ensured that an in-built monitoring mechanism for the CSR schemes identified is in place and annual social audit shall be got done from the nearest government institute of repute in the region. The project proponent shall also submit the status of implementation of the scheme from time to time. The achievements should be put on company's website.	The implementation of CSR activities carried out by Adani Foundation . Implementation / achievement of CSR activities are being submitted along with EC compliance on regular basis. Please Refer Annexure- V .
(xxxiii)	An amount of Rs 28.0 Crores shall be earmarked as one time capital cost for CSR programme as committed by the project proponent. Subsequently a recurring expenditure of Rs 5.6 Crores per annum shall be earmarked as recurring expenditure for CSR activities. Details of the activities to be undertaken shall be submitted within six month along with road map for implementation.	Separate budget has been earmarked for CSR activities. CSR activities are being carried out by Adani Foundation. CSR report and expenditures for period October-2019 to March'2020 is enclosed as Annexure V & VI respectively.
xxxiv)	It shall be ensured that in-built monitoring mechanism for the schemes identified is in place and annual social audit shall be got done from the nearest government institute of repute in the region. The project proponent shall also submit the status of implementation.	Being Complied. Social audit report is prepared by Indian Institute of Social Welfare and Business Management of University of Kolkata. Audit report is submitted along with six monthly compliance report.
Additional Specific Conditions		

Adani Power Rajasthan Limited

2x660 MW Kawai Thermal Power Plant

(xxxv)	The Coal transportation by road shall be through tarpaulin covered trucks for a maximum period of two years and hence forth shall be only through mechanically covered trucks.	Coal is being transported by Rail up to Plant premises.
(xxxvi)	Avenue plantation of 2/3 rows all along the road shall be carried out by project proponent at its own expenses.	2 Tier greenbelt as avenue plantation has been developed up to 3KM distance along both side of nearest NH-90.
(xxxvi i)	Periodic maintenance of the road shall be done by the project proponent at its own expenses and shall also facilitate the traffic control on the road.	We have maintaining the approach road from plant main gate to the nearest highway (NH-90) and linked road to plant.
(xxxv iii)	Sulphur and ash contents in the domestic coal to be used in the project shall not exceed 0.4% and 33% at any given time. In case of variation of coal quality at any point of time, fresh reference shall be made to the ministry for suitable amendments to environmental clearance condition wherever necessary.	Being Complied Half yearly & annual reports of Ash Utilization & ash content in coal being submitted MoEF&CC and Central Electricity Authority (CEA) since plant operation. Quarterly Ash content report is enclosed as Annexure- III.
(xxxix)	A long term study of radio activity and heavy metals contents on coal to be used shall be carried out through a reputed institute. Thereafter, mechanism for an in-built continuous monitoring for radio activity and heavy metals in coal and fly ash (including bottom ash) shall be put in place.	Being Complied Test results of coal samples for radio activity and heavy metal report submitted along with previous compliance report.
(xi)	Harnessing solar power within the premises of the plant particularly at available roof tops shall be undertaken and status of implementation shall be submitted periodically to the Regional Office of the Ministry.	Solar street light near administrative building and along approach road has been installed to harness solar power.
(xii)	Fugitive emissions shall be controlled to prevent impact on agriculture or non-agriculture land.	Being Complied. Adequate air pollution control measures such as Dust Extraction System (DES), Dust Suppression System, Wind Shield, water sprinkling system have been provided to meet particulate matter emission within the norms.
(xiii)	Fly ash shall not be used for agriculture purpose. No mine void filling will be undertaken as an option for ash utilization without adequate lining of mine with suitable media such that no leachate shall take place at any point of time. In case, the option of mine void filling is to be adopted, prior detailed study of soil characteristics of the mine area shall be undertaken from an institute of reputed and adequate clay lining shall be ascertained by the State Pollution Control Board and implementation done in close co-ordination with the State Pollution Control Board.	The generated fly ash is being used by cement industries as per 'Fly Ash Notification'. Copy of annual data on fly ash generation & utilization is being submitted to MoEF&CC, CPCB, SPCB & Central Electricity Authority (CEA). Fly Ash generation & utilization report is enclosed as Annexure- III.
(xiii)	Three tier green belt shall be developed all around Ash Pond over and above the Green Belt around the plant boundary and grassing shall be done on the ash mound.	Plantation all along ash dyke is taken up by seed broadcasting of species like Subabol, Jatropha and Desi Babool. Slope of ash dyke

Adani Power Rajasthan Limited

2x660 MW Kawai Thermal Power Plant

		is covered with grass to avoid soil erosion.								
(xiv)	An Environmental Cell be created at the project site itself and shall be headed by an officer of the company of appropriate seniority and qualification. It shall be ensure that the head of the Cell directly report to the Head of the Organization. The Environmental Cell shall be responsible and accountable for implementation of all the conditions given in the EC including in the amendment letter.	Being Complied We have already established an Environmental Management Cell headed by Manager & supported by Env. Engineer, Officer, Chemist & Horticulturist. Kawai TPP have NABL accredited Laboratory. Certificate Number- TC-5235 issued on dated 13/01/2017, we are under process to upgrade from ISO/IEC 17025:2005 to ISO/IEC 17025:2017. NABL certificate already submitted along with previous EC Compliance report.								
(xiv)	The project proponent shall formulated a well laid Corporate Environmental Policy and identify and designate responsible officers at all levels of its hierarchy for ensuring adherence to the policy and compliance with the conditions stipulated in this clearance letter and other applicable environmental laws and regulations.	Corporate level Environmental Policy has been developed to implement EMS (Environmental Management System) as per ISO 14001-2015. Environmental Management System as per EMS ISO 14001 implemented Integrated Management System (IMS) is also Implemented.								
B	General Conditions:									
(i)	The treated effluents confirming to the prescribed standards only shall be re-circulated and reused within the plant. Arrangements shall be made that effluents and storm water do not get mixed.	ETP has been established with adequate Capacity based on primary treatment) to treat effluents and treated water reuses within the premises. The concept of "Zero Discharge Condition" is implemented except during non-monsoon period. Separate drainage network is established for storm water.								
(ii)	A sewage treatment plant shall be provided (as applicable) and the treated sewage shall be used for raising greenbelt / plantation.	Sewage Treatment Plant has been established inside the plant & treated domestic water is suitably reused within the plant premises in plantation / green belt development. <table border="1" style="width: 100%; border-collapse: collapse;"> <thead> <tr> <th style="text-align: center;">Particular</th> <th style="text-align: center;">Capacity</th> <th style="text-align: center;">Total Capacity</th> <th style="text-align: center;">Technology</th> </tr> </thead> <tbody> <tr> <td style="text-align: center;">STP</td> <td style="text-align: center;">120 KLD (10 x 2 KLD)</td> <td style="text-align: center;">140 KLD</td> <td style="text-align: center;">Mikie Bioreactor</td> </tr> </tbody> </table>	Particular	Capacity	Total Capacity	Technology	STP	120 KLD (10 x 2 KLD)	140 KLD	Mikie Bioreactor
Particular	Capacity	Total Capacity	Technology							
STP	120 KLD (10 x 2 KLD)	140 KLD	Mikie Bioreactor							
(iii)	Adequate safety measures shall be provided in the plant area to check / minimize spontaneous fires in coal yard, especially during summer season. Copy of these measures with full details along with location plant layout shall be submitted to the Ministry as well as to the Regional Office of the Ministry.	Adequate safety team has been established in plant site to take preventive control measures. Fire hydrant system for fire-fighting is provided in plant layout. Fire & Safety department made available with 3 no. of firefighting tanker equipped with all necessary control system.								
(iv)	Storage facilities for auxiliary liquid fuel such as LDO and / HFO / LSHS shall be made in the plant area in consultation with Department of Explosives, Nagpur. Sulphur content in the liquid fuel will not exceed 0.5%. Disaster Management Plan shall be prepared to meet any eventuality in case of an accident taking place due to storage	The fuel LDO and HFO are properly stored in minimum risk area and as per the norms fixed by the Chief Controller of Explosives. A disaster management plan is prepared covering all the eventualities due to storage of oil. It is ensured that sulphur content is less than								

Adani Power Rajasthan Limited

2x660 MW Kawai Thermal Power Plant

	of oil.	0.5% in liquid fuel. Licence/ certificate already submitted along with previous EC Compliance report.
(v)	First Aid and sanitation arrangements shall be made for the drivers and other contract workers during construction phase.	First Aid as well as OHC established with well-equipped Ambulance and qualified Doctor. Housekeeping and sanitation facilities are available for the drivers and contractual workers during construction.
(vi)	Noise levels emanating from turbines shall be so controlled such that the noise in the work zone shall be limited to 85 dB(A) from source. For people working in the high noise area, requisite personal protective equipment like earplugs / ear muffs etc. shall be provided. Workers engaged in noisy area such as turbine area, air compressors etc. shall be periodically examined to maintain audiometric record and for treatment for any hearing loss including shifting to non-noisy / less noisy area.	Necessary action has been taken care to maintain noise levels in work zone area within 85 dB(A) from source during the plant operation. The personal protective equipment (PPE) are provided to workers & employees working in noisy areas. Noise level monitoring is carried out regularly. Periodic audiometric check-up is carried out. Occupational Health & Safety Management System as per ISO 45001 is already implemented.
(vii)	Regular monitoring of ambient air ground level concentration of SO ₂ , NO _x , PM _{2.5} & PM ₁₀ and Hg shall be carried out in the impact zone and records maintained. If at any stage these levels are found to exceed the prescribed limits, necessary control measures shall be provided immediately. The location of the monitoring stations and frequency of monitoring shall be decided in consultation with SPCB. Periodic reports shall be submitted to the Regional Office of this Ministry. The data shall also be put on the website of the company.	Regular Environmental monitoring of SO ₂ , NO _x , PM _{2.5} & PM ₁₀ and Hg is being carried out by third party Env. Lab. The Ambient Air quality Monitoring locations are established in consultation with RPCB. Full fledge Environmental Lab for Air & Water has been established. Monitoring reports enclosed as Annexure- I .
(viii)	Provision shall be made for the housing of construction labour (as applicable) within the site with all necessary infrastructure and facilities such as fuel for cooking, mobile toilets, mobile STP, safe drinking water, medical health care, crèche, etc. The housing may be in the form of temporary structure to be removed after the completion of the project.	During construction, provision was made for common facilities to labours as toilets, safe drinking water, medical health care etc. who were engaged for construction.
(ix)	The project proponent shall advertise in at least two local newspapers widely circulated in the region around the project, one of which shall be in the vernacular language of the locality concerned within seven days from the date of this clearance letter, informing that the project has been accorded environmental clearance and copies of clearance letter are available with the State Pollution Control Board / Committee and may also be seen at website of the Ministry of Environment and Forest at http://envfor.nic.in	Complied Advertised in local daily News Paper 'Dainik Bhaskar and Rajasthan Patrika' on 10th May 2011 in Hindi.
(x)	A copy of clearance letter shall be sent by the proponent to concerned Panchayat, Zila Parishad / Municipal Corporation, urban local Body and the Local NGO, if any, from whom suggestions / representations, if any, received while	Complied Copy of clearance letter has been submitted to Kawai Village Panchayat and Zila Parishad, Baran.

Adani Power Rajasthan Limited

2x660 MW Kawai Thermal Power Plant

	processing the proposal. The clearance letter shall also be put on the website of the Company by the proponent.	
(xi)	An Environmental Cell comprising of atleast one expert in environmental science / engineering, occupational health and social scientist, shall be created at the project site itself and shall be headed by an officer of appropriate superiority and qualification. It shall be ensured that the head of the Cell shall directly report to the head of the organization and he shall be held responsible for implementation of environmental regulations and social impact improvement / mitigation measures.	Being Complied. We have already established an Environmental Management Cell headed by Manger & supported by Env. Engineer Officer, Chemist & Horticulturist. Full fledge Environment Lab (Air & Water) has been established. Environmental Management System as per EMS ISO: 14001 implemented.
(xii)	The proponent shall upload the status of compliance of the stipulated environmental clearance conditions, including results of monitored data on their website and shall update the same periodically. It shall simultaneously be sent to the Regional Office of CPCB and the SPCB. The criteria pollutant levels namely; SPM, RSPM (PM _{2.5} & PM ₁₀), SO ₂ , NO _x (ambient levels as well as stack emissions) shall be displayed at a convenient location near the main gate of the company in the public domain.	Six monthly Environmental Clearance compliance status report is regularly submitted to MoEF&CC, CPCB and SPCB. The same is sent by email also. Compliance status updated on company's website. www.adanipower.com
(xiii)	The environmental statement for each financial year ending 31 st March in Form-V as is mandated to be submitted by the project proponent to the concerned State Pollution Control Board as prescribed under the Environmental (Protection) Rules, 1986, as amended subsequently, shall also be put on the website of the company along with the status of compliance of environmental clearance conditions and shall also be sent to the respective Regional Offices of the Ministry by e-mail.	Environment Statement had been submitted with vide letter no APRL/PK /GOVT/RSPCB/00491, dated-23.09.2019.
(xiv)	The project proponent shall submit six monthly reports on the status of the implementation of the stipulated environmental safeguards to the Ministry of Environment and Forest, its Regional Office, Central Pollution Control Board and State Pollution Control Board. The project proponent shall upload the status of compliance of the environmental of the environmental clearance conditions on their website and update the same periodically and simultaneously send the same by e-mail to the Regional Office, Ministry of Environment and Forest.	Six monthly compliance on the Environmental Clearance granted by MoEF is being submitted to MoEF, CPCB & RPCB regularly. Compliance status updated on company's website. Compliance report for the period of Oct 2018 to Mar-2019 had been submitted to your good office vide letter no.:APL/APRL/EMD/EC/MoEF/151/11/19, dated 27.11.2019.
(xv)	Regional Office of the Ministry of Environment & Forest will monitor the implementation of the stipulated conditions. A complete set of documents including Environmental Impact Assessment Report and Environmental Management Plan along with additional information submitted from time to time shall be	Noted Compliance assured

Adani Power Rajasthan Limited

2x660 MW Kawai Thermal Power Plant

	forwarded to the Regional Office for their use during monitoring. Project proponent will upload the compliance status in their website and up-date the same from time to time at least six monthly basis. Criteria pollutants levels including NO _x (from stack & ambient air) shall be displayed at the main gate of the power plant.	
(xvi)	Separate funds shall be allocated for implementation of environmental protection measures along with item-wise break-up. These cost shall be included as part of the project cost. The funds earmarked for the environment protection measures shall not be diverted for other purposes and year-wise expenditure should be reported to the Ministry.	Being Followed. Separate fund has already been allocated and being utilize for Environmental Protection. Environment protection measures (EMP & CER) Expenditure/budget 2019-20 is enclosed as Annexure-VI .
(xvii)	The project authorities shall inform the Regional Office as well as the Ministry regarding the date of financial closure and final approval of the project by the concerned authorities and the dates of start of land development work and commissioning of plant.	Complied
(xviii)	Full cooperation shall be extended to the Scientists / Officers from the Ministry / Regional Office of the Ministry at Rajasthan / CPCB / SPCB who would be monitoring the compliance of environmental status.	Noted, Full co-operation shall be extended.

ENVIRONMENTAL MONITORING REPORT
of
AMBIENT AIR QUALITY,
WATER QUALITY, SOIL QUALITY AND NOISE LEVEL
For

adani

ADANI POWER RAJASTHAN LIMITED

(2x660 MW- SUPERCRITICAL THERMAL POWER STATION)

Near Salpura Railway Station, Tehsil Atru,
District Baran (Rajasthan)

PREPARED BY:



TEAM TEST HOUSE

(A UNIT OF TEAM Institute of Science & Technology Pvt. Ltd.)
G1-584, RIICO INDUSTRIAL AREA, SITAPURA, TONK ROAD,
JAIPUR - 302022, RAJASTHAN

Approved by Ministry of Environment & Forest (Govt. of India)
And Rajasthan State Pollution Control Board
Accredited by National Accreditation Board for Testing & Calibration Laboratories
Certified by ISO 9001: 2008

PERIOD: OCTOBER-2019 to MARCH-2020

TABLE OF CONTENTS

S. No	INDEX	Page No.
1.	EXECUTIVE SUMMARY	2
2.	BRIEF DESCRIPTION OF ADANI POWER AND KAWAI THERMAL POWER STATION	3
3.	MICRO METROLOGY DATA	5
4.	AMBIENT AIR QUALITY	14
5.	AMBIENT NOISE LEVEL	17
6.	STACK	22
7.	WATER QUALITY RESUTS [GROUND/ SURFACE]	24
8.	STP WATER	32
9.	ETP WATER	34
10.	ASH RECOVERY WATER	36
11.	FLY ASH [SILO]	37
12.	SOIL	39

1 EXECUTIVE SUMMARY

ADANI group has constructed 2 units of 660 MW Supercritical Thermal Power Station at Village, Kawai in Tehsil, Atru of District Baran (Rajasthan). The plant is designed to generate 2x660MW electricity. The site is located Near Salpura Railway Station in district Baran (Rajasthan). The plant is well connected by Road and Rail network with different part of Rajasthan and adjoining states, at present both units are in operation.

M/s Adani Power Rajasthan limited has awarded environmental monitoring job work to

M/s Team Institute of Science and Technology (Unit - Team Test House)

vide Service Order No 5700188748 dated 15/02/2018 for Sampling/Monitoring and Testing of Environmental parameters on quarterly basis for the period 01/04/2018 to 31/03/2021.

The samples for determination of quality of Ambient Air analysis, Ground Water, Soil, Source Emission, Noise, etc are collected from Site and analyzed at **Team Test House**, Jaipur.

The overall results for Third and Fourth quarter are found to be satisfactory. The plant was performing well during the monitoring and environmental parameters in each segment like Ambient Air, Emission Air, Soil, Water, and Noise are found to be within the desired limits.

Authorized Signatory

2 BRIEF DESCRIPTION OF ADANI POWER AND KAWAI THERMAL POWER STATION

2.1 ADANI THERMAL POWER STATION

Adani, a conglomerate with a formidable presence in multiple businesses across the globe, has entered the power sector to harbingering a 'Power Full' India, by generating 20,000 MW of power by 2020. Comprehension of the criticality in meeting the power requirement and its crucial role in ensuring the energy security of India, spurs us to build India's largest and one of the world top 5 single location thermal power plant in Mundra.

Adani Power Limited has commissioned the first supercritical 660 MW unit in the country. Mundra is also the WORLD'S FIRST supercritical technology project to have received 'CLEAN DEVELOPMENT MECHANISM (CDM) Project' certification from United Nations Framework Convention on Climate Change (UNFCCC).

2.2 KAWAI THERMAL POWER STATION

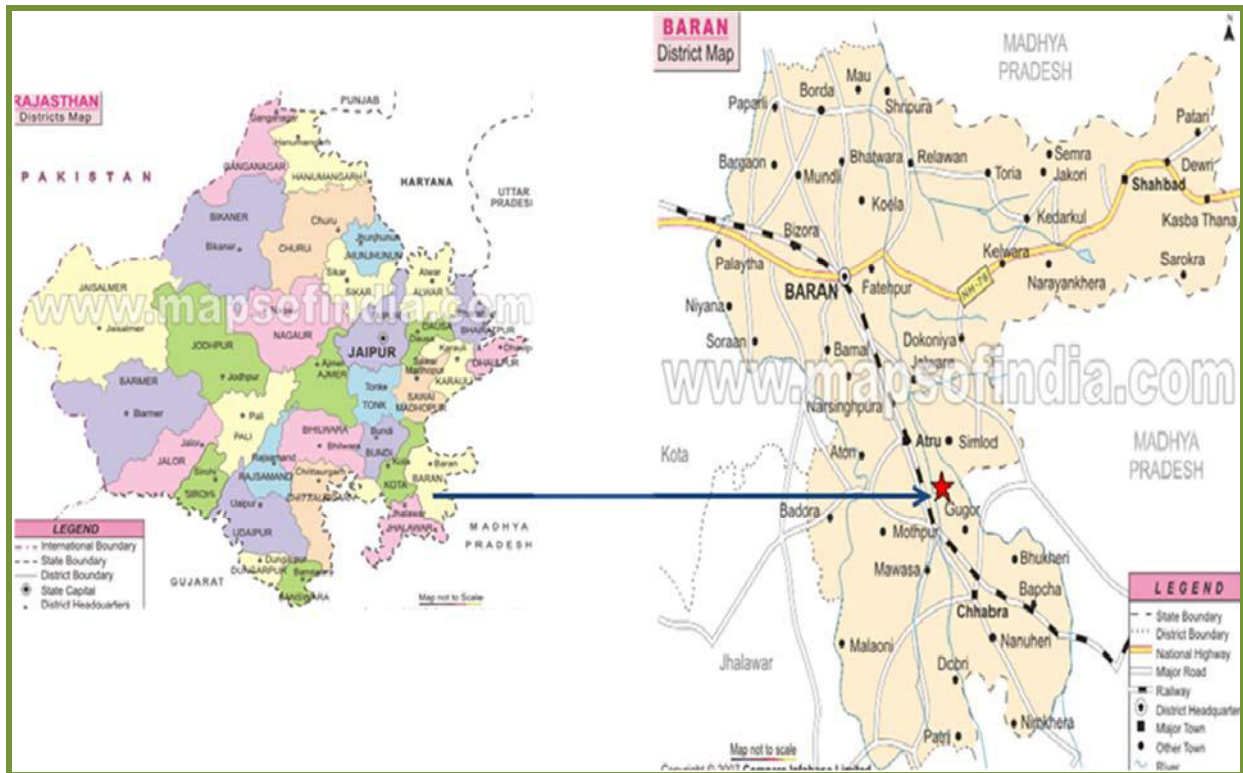
Adani Enterprises Limited (AEL) have signed MoU with Energy Department, Government of Rajasthan on 20th March, 2008 for developing a Thermal Power Project of 1320 MW capacity near Kawai, District Baran, Rajasthan. For this purpose Adani Enterprises Limited (AEL) has registered Adani Power Rajasthan Limited (APRL), as a subsidiary company to Adani Power Limited (APL). The site is approximately 120 km from Kota and 40 Kms from Baran.

The plant is covered in around 350 Ha. area. The possession of 350 Ha has been already given to APRL by Govt. of Rajasthan. The coal and water requirement of the plant is 5.6 MTPA and 34 MCM respectively.

Both imported and domestic coal is being used. Water is drawn through a dedicated pipeline from the PARWAN River located at a distance of about 15 km from plant.

2.3 LOCATIONS OF THE PLANT

State	Rajasthan
District	Baran
Villages	Kawai
Land type	Barren and Stony Waste Land
Geographical Co-ordinates	24° 46' 14.62" N & 76° 44' 28.60" E.



Location Map

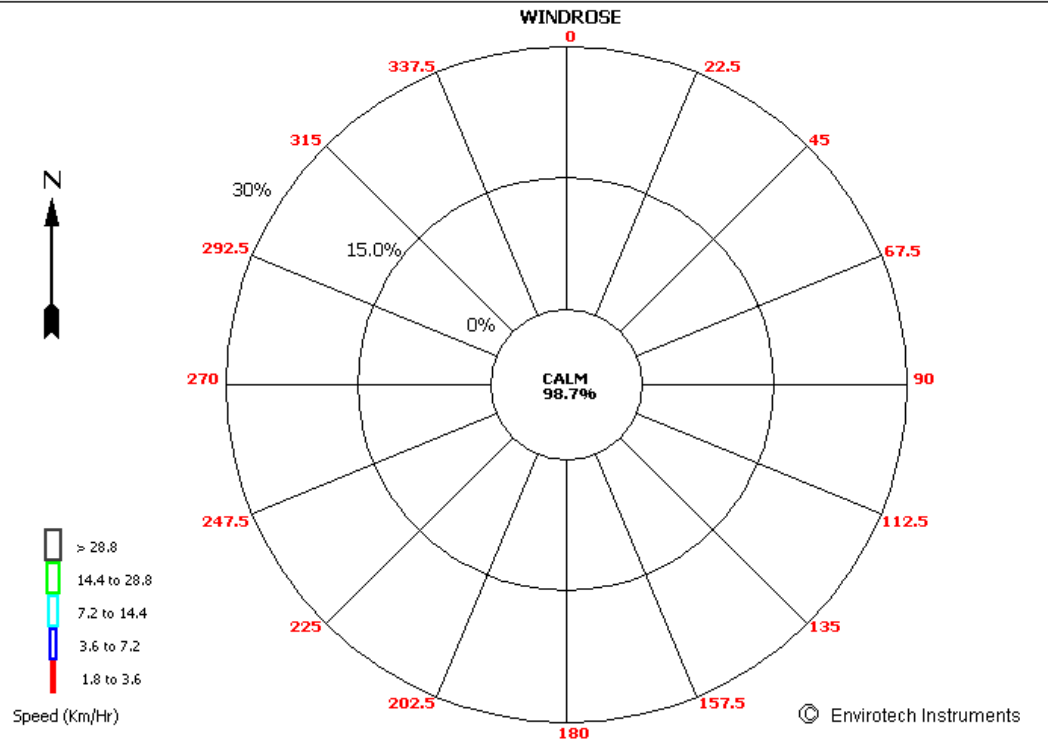
METEROLOGICAL DATA
AVERAGE DAILY METEROLOGICAL DATA OF OCTOBER -2019

Date	Temp (Deg C)		Relative Humidity (%)		Rainfall (mm)
	Min	Max	Min	Max	Total
1/10/2019	24.0	30.3	64.1	98.1	17.7
2/10/2019	22.0	32.6	56.0	98.0	0
3/10/2019	24.0	33.5	49.2	94.0	0
4/10/2019	25.0	34.3	50.1	93.2	0
5/10/2019	25.0	34.0	47.1	85.3	0
6/10/2019	24.0	35.0	40.2	92.5	0
7/10/2019	24.2	33.4	46.5	91.3	0
8/10/2019	24.0	33.2	44.3	89.6	0
9/10/2019	24.2	33.6	41.4	89.0	0
10/10/2019	24.0	35.2	33.0	86.0	0
11/10/2019	22.0	34.6	26.2	86.4	0
12/10/2019	21.4	34.3	24.5	80.2	0
13/10/2020	22.0	35.2	28.0	76.5	0
14/10/2020	23.2	36.1	25.1	78.3	0
15/10/2020	22.1	35.2	28.2	81.0	0
16/10/2020	23.1	34.3	34.0	75.2	0
17/10/2020	22.0	33.6	35.2	82.4	0
18/10/2020	22.3	33.5	36.0	84.4	0
19/10/2020	23.2	32.4	40.0	80.5	0
20/10/2020	24.1	31.2	48.4	81.3	0
21/10/2020	23.2	31.3	26.1	93.4	0
22/10/2020	19.0	33.1	28.0	81.5	0
23/10/2020	21.0	32.3	30.1	73.4	0
24/10/2020	19.1	32.5	29.1	76.1	0
25/10/2020	19.1	32.5	29.1	76.1	0
26/10/2020	20.0	31.3	35.0	88.6	0
27/10/2020	21.0	30.6	40.3	86.1	0
28/10/2020	23.0	32.3	34.6	83.0	0
29/10/2020	24.1	33.4	37.2	86.0	0
30/10/2020	24.1	30.5	38.1	70.0	0
31/10/2020	20.1	32.3	32.4	81.2	0
Max	25.0	36.1	64.1	98.1	17.7
Min	19.0	30.3	24.5	70.0	

Time : 00:00 - 23:00
Date : 01/10/19 - 31/10/19

Set Title

APRL
Kawai TPP



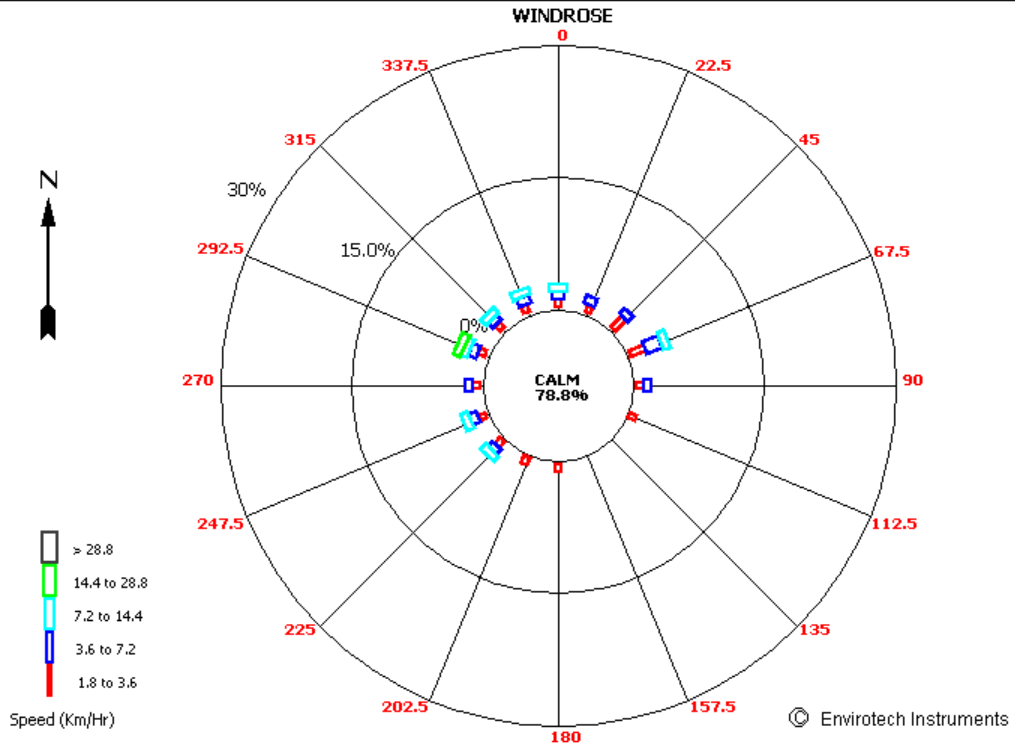
AVERAGE DAILY METEROLOGICAL DATA OF NOVEMBER -2019

Date	Temp (Deg C)		Relative Humidity (%)		Rainfall (mm)
	Min	Max	Min	Max	Total
1/11/2019	20.1	35.3	27.0	81.2	0
2/11/2019	22.2	33.2	41.3	64.1	0
3/11/2019	23.0	28.3	56.5	90.1	1
4/11/2019	22.0	32.4	44.1	90.5	0
5/11/2019	21.0	32.5	28.3	90.1	0
6/11/2019	20.2	33.4	30.0	69.2	0
7/11/2019	22.0	32.1	43.1	96.3	7.2
8/11/2019	21.0	29.5	58.0	97.3	0
9/11/2019	21.0	31.2	36.6	79.2	0
10/11/2019	21.2	32.1	29.2	75.2	0
11/11/2019	20.0	32.5	32.2	75.2	0
12/11/2019	22.1	32.3	34.6	69.1	0
13/11/2019	21.5	33.3	33.3	72.0	0
14/11/2019	20.1	32.3	34.6	76.2	0
15/11/2019	19.0	30.5	32.5	86.4	0
16/11/2019	20.1	31.4	31.3	77.0	0
17/11/2019	19.0	30.3	31.1	82.5	0
18/11/2019	17.3	30.4	32.1	82.6	0
19/11/2019	18.0	28.4	38.2	78.3	0
20/11/2019	17.0	31.0	34.1	90.0	0
21/11/2019	18.2	31.0	36.0	78.5	0
22/11/2019	19.2	31.6	35.2	74.2	0
23/11/2019	18.2	29.3	36.1	81.2	0
24/11/2019	19.4	30.4	37.3	74.2	0
25/11/2019	20.3	30.2	41.1	75.0	0
26/11/2019	19.2	31.2	38.2	72.5	0
27/11/2019	19.1	30.5	41.3	78.3	0
28/11/2019	20.0	32.5	31.2	78.4	0
29/11/2019	18.1	28.2	48.2	91.0	0
30/11/2019	18.1	28.1	56.4	94.3	0
Max	23.0	35.3	58.0	97.3	8.2
Min	17.0	28.1	27.0	64.1	

Time : 00:00 - 23:00
Date : 01/11/19 - 30/11/19

Set Title

APRL
Kawai TPP



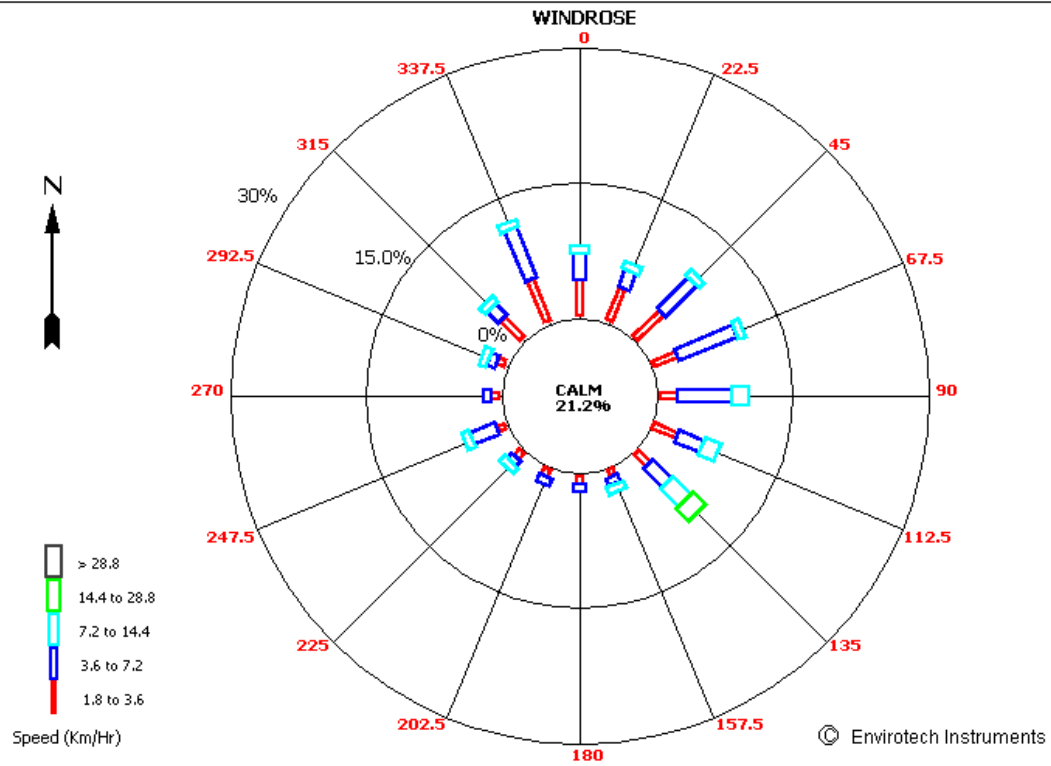
AVERAGE DAILY METEROLOGICAL DATA OF DECEMBER -2019

Date	Temp (Deg C)		Relative Humidity (%)		Rainfall (mm)
	Min	Max	Min	Max	Total
1/12/2019	18.0	25.5	65.0	93.5	0
2/12/2019	19.0	26.2	56.6	92.2	0
3/12/2019	14.2	26.3	31.2	96.3	0
4/12/2019	14.2	27.3	28.1	74.4	0
5/12/2019	13.3	26.3	24.2	75.1	0
6/12/2019	14.2	25.1	34.0	78.5	0
7/12/2019	16.0	25.3	38.0	71.3	0
8/12/2019	14.2	25.6	40.3	87.0	0
9/12/2019	15.0	26.1	45.0	90.3	0
10/12/2019	14.2	26.2	44.1	89.1	0
11/12/2019	14.5	27.0	42.5	91.2	0
12/12/2019	17.0	27.6	43.3	81.0	0
13/12/2019	17.2	27.2	41.5	89.2	0
14/12/2019	15.1	22.4	56.1	96.6	0
15/12/2019	14.2	22.3	45.3	96.2	0
16/12/2019	12.1	22.2	47.2	89.2	0
17/12/2019	10.0	19.5	59.4	96.5	0
18/12/2019	9.0	22.4	49.1	95.5	0
19/12/2019	10.2	25.1	39.0	94.5	0
20/12/2019	12.5	24.3	42.1	91.1	0
21/12/2019	13.0	25.6	41.5	88.5	0
22/12/2019	14.0	24.5	35.1	84.2	0
23/12/2019	13.1	25.3	37.1	78.3	0
24/12/2019	15.0	19.3	64.0	91.1	4
25/12/2019	13.0	21.4	64.0	96.2	0
26/12/2019	11.2	21.2	32.1	96.5	0
27/12/2019	8.0	22.4	29.1	92.6	0
28/12/2019	8.5	23.0	30.3	91.6	0
29/12/2019	4.2	20.4	40.1	95.5	0
30/12/2019	6.0	20.6	38.6	95.6	0
31/12/2019	8.1	19.1	58.5	94.2	0
Max	19.0	27.6	65.0	96.6	4
Min	4.2	19.1	24.2	71.3	

Time : 00:00 - 23:00
Date : 01/12/19 - 31/12/19

Set Title

APRL
Kawai TPP

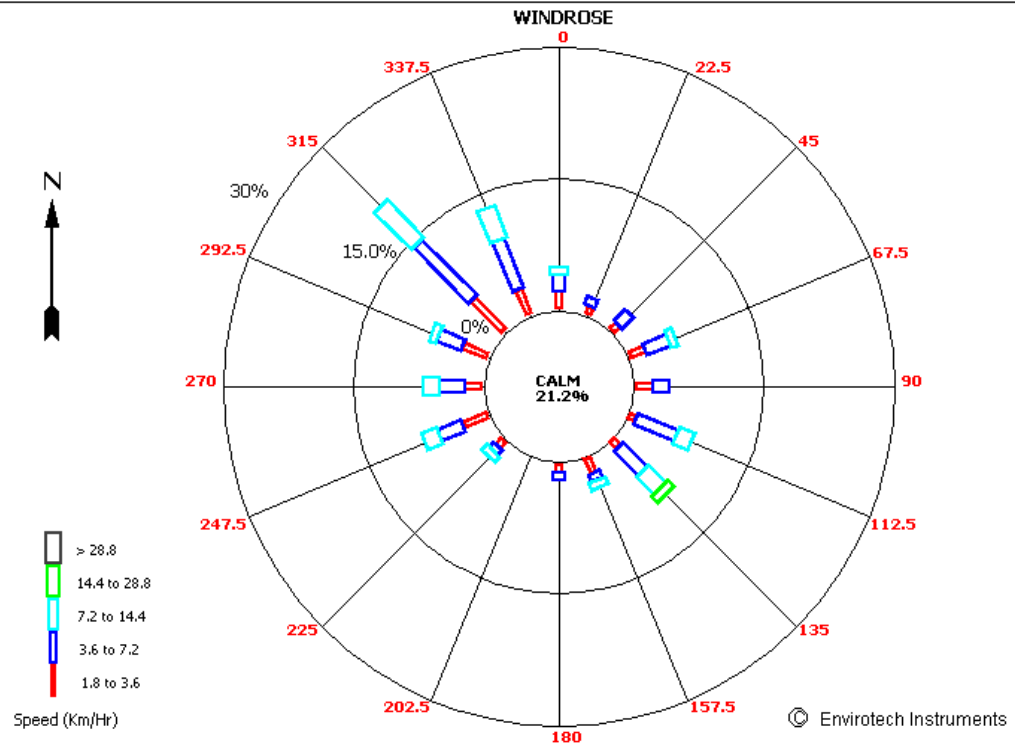


AVERAGE DAILY METEROLOGICAL DATA OF JANUARY-2020

Date	Temp (Deg C)		Relative Humidity (%)		Rainfall (mm)
	Min	Max	Min	Max	Total
1/1/2020	10.1	20.5	65.2	92.2	0
2/1/2020	14.1	18.1	84.3	96.2	0
3/1/2020	13.0	21.3	70.2	97.0	0
4/1/2020	12.1	20.3	69.2	97.2	0
5/1/2020	10.0	24.4	47.1	96.6	0
6/1/2020	11.3	26.5	32.0	92.5	0
7/1/2020	14.0	28.3	40.3	84.4	0
8/1/2020	15.3	28.3	64.9	92.0	0.5
9/1/2020	11.1	20.0	48.2	95.3	0
10/1/2020	9.0	20.0	41.1	90.4	0
11/1/2020	6.1	22.3	36.2	93.0	0
12/1/2020	9.2	26.1	26.2	93.0	0
13/1/2020	13.2	28.3	51.1	80.0	0
14/1/2020	15.0	24.5	50.2	90.2	0
15/1/2020	16.0	20.5	77.2	93.5	0
16/1/2020	16.1	17.5	92.5	97.2	0.5
17/1/2020	14.0	19.2	65.1	96.0	0
18/1/2020	8.0	22.2	54.3	96.4	0
19/1/2020	11.5	20.5	56.3	96.6	0
20/1/2020	9.0	21.5	51.5	96.5	0
21/1/2020	12.0	25.6	48.0	88.3	0
22/1/2020	14.1	24.0	50.0	87.0	0
23/1/2020	11.3	23.2	30.1	94.0	0
24/1/2020	9.1	23.2	34.3	90.1	0
25/1/2020	10.2	24.3	32.3	90.0	0
26/1/2020	12.2	27.2	26.4	86.5	0
27/1/2020	14.3	28.2	38.1	81.6	0
28/1/2020	16.1	26.1	39.1	85.2	0
29/1/2020	14.2	24.3	35.3	80.0	0
30/1/2020	11.0	23.4	31.2	96.5	0
Max	16.1	28.3	92.5	97.2	1
Min	6.1	17.5	26.2	80.0	

Time : 00:00 - 23:00
Date : 01/01/20 - 31/01/20

Set Title



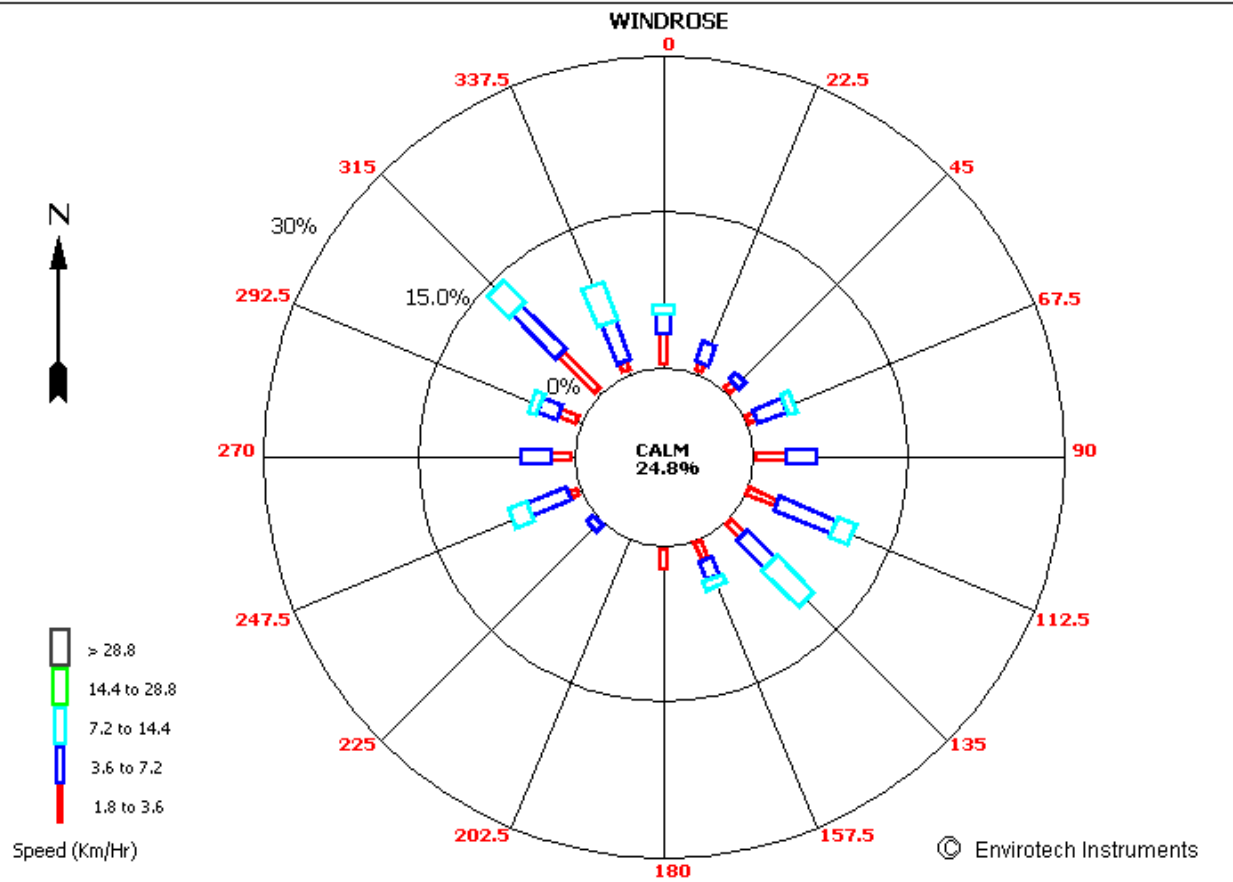
AVERAGE DAILY METEROLOGICAL DATA OF FEBRUARY 2020

Date	Temp (Deg C)		Relative Humidity (%)		Rainfall (mm)
	Min	Max	Min	Max	Total
1/2/2020	11.1	24.4	28.1	81.2	0
2/2/2020	11.0	24.5	27.2	76.2	0
3/2/2020	11.2	25.0	36.1	78.4	0
4/2/2020	13.0	27.5	36.0	79.1	0
5/2/2020	13.0	26.3	32.3	84.3	0
6/2/2020	12.2	26.5	32.5	83.5	0
7/2/2020	13.1	24.4	36.3	85.1	0
8/2/2020	13.0	24.1	28.4	85.0	0
9/2/2020	10.2	25.1	28.0	84.2	0
10/2/2020	11.0	26.0	28.3	79.5	0
11/2/2020	12.1	27.2	35.2	78.0	0
12/2/2020	14.1	28.5	38.5	82.2	0
13/2/2020	13.1	29.6	31.1	93.2	0
14/2/2020	15.2	28.4	33.0	85.5	0
15/2/2020	13.2	28.6	26.3	88.1	0
16/2/2020	12.3	31.1	20.0	86.0	0
17/2/2020	12.5	32.4	19.2	80.1	0
18/2/2020	13.5	31.5	18.2	76.0	0
19/2/2020	15.0	28.1	35.3	61.6	0
20/2/2020	13.0	33.1	33.5	80.1	0
21/2/2020	18.1	28.1	36.1	68.4	0
22/2/2020	15.4	27.3	43.3	88.5	0
23/2/2020	14.1	27.0	46.0	97.0	0
24/2/2020	15.1	27.5	46.1	93.1	0
25/2/2020	14.2	28.6	28.3	87.3	0
26/2/2020	15.2	31.6	27.3	76.0	0
27/2/2020	18.0	32.6	26.2	72.3	0
28/2/2020	20.2	33.2	26.4	66.1	0
29/2/2020	20.3	31.1	37.0	73.5	0
Max	20.3	33.2	46.1	97.0	0
Min	10.2	24.1	18.2	61.6	

Time : 00:00 - 23:00

Date : 01/01/20 - 12/01/20

Set Title



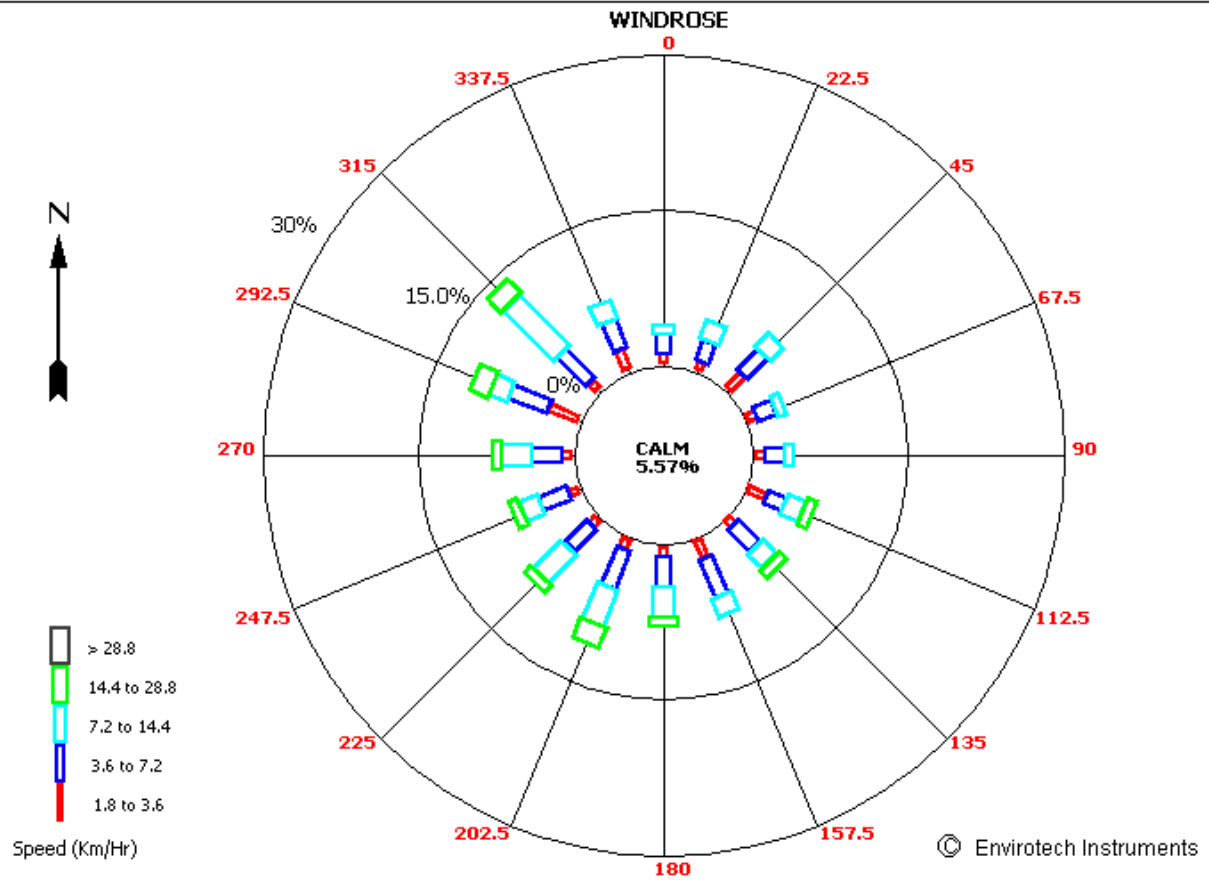
AVERAGE DAILY METEROLOGICAL DATA OF SEPTEMBER 2019

Date	Temp (Deg C)		Relative Humidity (%)		Rainfall (mm)
	Min	Max	Min	Max	Total
1/3/2020	18.1	32.3	37.0	88.6	0
2/3/2020	18.1	33.1	27.6	90.2	0
3/3/2020	20.3	32.3	34.2	87.2	0
4/3/2020	18.3	31.4	35.6	84.1	0
5/3/2020	17.2	31.5	22.6	84.3	0
6/3/2020	18.4	28.2	37.2	78.1	0
7/3/2020	15.2	27.4	34.1	81.1	0
8/3/2020	15.2	29.2	24.2	87.2	0
9/3/2020	16.1	30.5	26.0	69.2	0
10/3/2020	19.0	29.4	37.0	74.5	0
11/3/2020	17.1	30.2	29.0	88.2	0
12/3/2020	17.0	30.6	28.0	76.3	0
13/3/2020	15.3	30.4	14.2	60.0	0
14/3/2020	15.2	28.4	24.1	60.1	0
15/3/2020	14.0	28.5	25.0	65.4	0
16/3/2020	16.1	30.3	27.0	72.0	0
17/3/2020	17.0	32.5	22.0	73.1	0
18/3/2020	17.0	34.6	18.0	72.0	0
19/3/2020	20.2	35.5	13.2	58.2	0
20/3/2020	21.2	35.6	23.1	54.3	0
21/3/2020	20.0	35.3	23.0	63.1	0
22/3/2020	22.0	36.6	20.3	62.4	0
23/3/2020	23.2	37.2	20.0	52.0	0
24/3/2020	23.1	38.1	22.0	56.4	0
25/3/2020	23.0	38.2	21.5	81.2	8.5
26/3/2020	21.2	33.3	39.5	87.2	0
27/3/2020	20.0	27.6	53.5	95.3	13
28/3/2020	18.3	32.5	31.2	97.4	0
29/3/2020	21.2	34.6	24.0	74.0	0
30/3/2020	20.1	37.2	22.0	61.5	0
31/3/2020	22.0	38.6	16.0	60.4	0
Max	23.2	38.6	53.5	97.4	21.5
Min	14.0	27.4	13.2	52.0	

Time : 00:00 - 23:00

Date : 01/03/20 - 31/03/20

Set Title



4 AMBIENT AIR QUALITY

Air quality monitoring is carried out to assess the extent of pollution, ensure compliance with national legislation, evaluate control options, and provide data for air quality modeling. There are a number of different methods to measure any given pollutant, varying in complexity, reliability, and detail of data.

The locations for monitoring stations depend on the purpose of the monitoring. Most monitoring networks are designed with human health objectives in mind, and monitoring stations are therefore established in population centre.

The measurements were conducted during the period of **October 2019 to March 2020**.

The air samples were analyzed as per the standard methods specified by Central Pollution Control Board (CPCB) and IS: 5182. The techniques used for ambient air quality monitoring are given in table as below:

TABLE 3.1 TECHNICAL PROTOCOLS USED FOR AMBIENT AIR QUALITY MONITORING.

S. No.	Parameter	Protocol Followed
1	Particulate Matter, PM ₁₀ , µg/m ³	IS: 5182 (P-23)
2	Particulate Matter, PM _{2.5} , µg/m ³	CPCB Guidelines (Gravimetric Method)
3	Nitrogen Dioxide (NO ₂), µg/m ³	IS: 5182 (P-6)
4	Sulphur Dioxide (SO ₂), µg/m ³	IS: 5182 (P-2)
5	Carbon Monoxide, µg/m ³	IS: 5182 (P-10)
6	Ammonia, µg/m ³	CPCB Guidelines
7	Ozone, µg/m ³	APHA 1977, Part819
8	Lead, µg/m ³	IS: 5182 (P-22)
9	Arsenic, ng/m ³	IS: 5182 (P-22)
10	Nickel, ng/m ³	IS: 5182 (P-22)
11	Benzene, µg/m ³	IS: 5182 (P-11)
12	Benzo-alfa-pyrene, ng/m ³	CPCB Guidelines
13	Mercury (Hg), ng/m ³	APHA 2012 : 3112 B

4.1 AMBIENT AIR QUALITY RESULTS

The detailed on-site monitoring results of PM₁₀, PM_{2.5}, SO_x, NO_x, CO, NH₃, O₃, Pb, As, Ni, Benzene, Benzo-alfa-pyrene and Hg are presented in table as given below:

TABLE 3.2: AMBIENT AIR QUALITY MONITORING RESULTS

Quarter III (Oct 2019 to Dec 2020)								
S. No.	Parameter	West of Stack (Near Coal Handling Plant)	South East of Stack (Near CT 2)	North East of Stack (Near Reservoir)	Sidni (Near Labour Colony)	Kawai Village	Mukundpura	NAAQ Standard
1	Particulate Matter, PM ₁₀ , µg/m ³	80.12	76.42	79.93	69.88	66.78	68.42	100
2	Particulate Matter, PM _{2.5} , µg/m ³	30.29	38.72	31.04	23.68	26.77	24.16	60
3	Nitrogen Dioxide (NO ₂), µg/m ³	12.85	13.11	15.78	12.69	12.99	12.68	80
4	Sulphur Dioxide (SO ₂), µg/m ³	5.55	6.21	8.42	5.42	3.71	4.68	80
5	Carbon Monoxide, µg/m ³	330	270	280	220	210	260	4000
6	Ammonia, µg/m ³	BDL (<10.0)	BDL (<10.0)	BDL (<10.0)	BDL (<10.0)	BDL (<10.0)	BDL (<10.0)	400
7	Ozone, µg/m ³	BDL (<20.0)	BDL (<20.0)	BDL (<20.0)	BDL (<20.0)	BDL (<20.0)	BDL (<20.0)	100
8	Lead, µg/m ³	0.09	0.21	0.07	0.03	0.03	0.12	1.0
9	Arsenic, ng/m ³	BDL (<2.0)	BDL (<2.0)	BDL (<2.0)	BDL (<2.0)	BDL (<2.0)	BDL (<2.0)	6.0
10	Nickel, ng/m ³	5.6	4.7	5.7	1.9	BDL (<1.0)	BDL (<1.0)	20
11	Benzene, µg/m ³	BDL (<1.0)	BDL (<1.0)	BDL (<1.0)	BDL (<1.0)	BDL (<1.0)	BDL (<1.0)	5.0
12	Benzo-alfa-pyrene, ng/m ³	BDL (<0.5)	BDL (<0.5)	BDL (<0.5)	BDL (<0.5)	BDL (<0.5)	BDL (<0.5)	1.0
13	Mercury (Hg), ng/m ³	BDL (<0.1)	BDL (<0.1)	BDL (<0.1)	BDL (<0.1)	BDL (<0.1)	BDL (<0.1)	-

Quarter IV (Jan.2020 to Mar.2020)								
S. No.	Parameter	West of Stack (Near Coal Handling Plant)	South East of Stack (Near CT 2)	North East of Stack (Near Reservoir)	Sidni (Near Labour Colony)	Kawai Village	Mukundpura	NAAQ Standard
1	Particulate Matter, PM ₁₀ , µg/m ³	79.21	81.59	64.99	57.29	70.71	69.29	100
2	Particulate Matter, PM _{2.5} , µg/m ³	38.0	34.96	35.70	26.49	30.62	30.32	60
3	Nitrogen Dioxide (NO ₂), µg/m ³	11.57	14.84	15.30	12.58	19.11	12.25	80
4	Sulphur Dioxide (SO ₂), µg/m ³	2.93	3.72	4.52	3.42	4.54	4.16	80
5	Carbon Monoxide, µg/m ³	360	340	380	270	360	260	4000
6	Ammonia, µg/m ³	BDL (<10.0)	BDL (<10.0)	BDL (<10.0)	BDL (<10.0)	BDL (<10.0)	BDL (<10.0)	400
7	Ozone, µg/m ³	36.1	BDL (<20.0)	35.58	32.52	31.52	24.58	100
8	Lead, µg/m ³	0.37	0.36	0.34	0.28	0.38	0.31	1.0
9	Arsenic, ng/m ³	BDL(<2.0)	BDL(<2.0)	BDL(<2.0)	BDL(<2.0)	BDL(<2.0)	BDL(<2.0)	6.0
10	Nickel, ng/m ³	4.3	5.6	5.2	1.7	6.6	2.4	20
11	Benzene, µg/m ³	BDL (<1.0)	BDL (<1.0)	BDL (<1.0)	BDL (<1.0)	BDL (<1.0)	BDL (<1.0)	5.0
12	Benzo-alfa-pyrene, ng/m ³	BDL (< 0.5)	BDL (< 0.5)	BDL (< 0.5)	BDL (< 0.5)	BDL (< 0.5)	BDL (< 0.5)	1.0
13	Mercury (Hg), ng/m ³	BDL (<0.1)	BDL (<0.1)	BDL (<0.1)	BDL (<0.1)	BDL (<0.1)	BDL (<0.1)	-

5 AMBIENT NOISE LEVEL

The measurements were conducted during the period of October 2019 to March 2020.

The measurements are done using the sound level meter with data logger. The results of the same are provided as below. [Note: (i) The value is the Leq of ten readings taken in Day time and Night time.]

1. Day time shall mean from 6:00 am to 10:00 pm
2. Night time shall mean from 10:00 pm to 6:00 am.

TABLE 5.1: NOISE MONITORING RESULTS [INDUSTRIAL AREA]

Location	Quarter III (Oct.2019 to Dec.2019)		Quarter IV (Jan.2020 to Mar.2020)	
	Day Time Leq in dB(A)	Night Time Leq in dB(A)	Day Time Leq in dB(A)	Night Time Leq in dB(A)
West of Stack (Near Coal Handling Plant)	70.4	62.1	56.9	48.7
South East of Stack (Near CT 2)	71.5	61.4	59.9	54.0
North East of Stack (Near Reservoir)	68.2	58.4	60.5	50.3

TABLE 5.2: NOISE MONITORING RESULTS [RESIDENTIAL AREA]

Location	Quarter III (Oct.2019 to Dec.2019)		Quarter IV (Jan.2020 to Mar.2020)	
	Day Time Leq in dB(A)	Night Time Leq in dB(A)	Day Time Leq in dB(A)	Night Time Leq in dB(A)
Sidni (Near Labour Colony)	51.6	40.1	50.8	41.0
Kawai Village	52.2	43.6	52.6	41.9
Mukhandpura	50.8	39.4	53.4	43.2

TABLE 5.3: NOISE MONITORING RESULTS [DG Set]

Quarter IV(Jan.2020 to Mar.2020)			
Parameter	DG Set-I	DG Set-II	DG Set-III
Noise level (dB(A) (inside the acoustic enclosure Room)	101.5	102.6	101.5
Noise level 0.5m away from outside the engine room, (db) (Outside the acoustic enclosure)	74.1	73.1	73.4
Insertion Loss	27.3	29.5	27.1

Emission measurements are required to identify and quantify a wide range of pollutants in Stack Emissions. The measurements were conducted during the period of October 2018 to March 2019.

The parameters covered in the monitoring are depict below:

TABLE 6.1 TECHNICAL PROTOCOLS USED FOR STACK EMISSION MONITORING

S. No	Parameter	Units	Method of Test
1	Particulate Matter (PM)	mg/ Nm ³	IS 11255 (P-1)
2	Sulphur dioxide (SO ₂)	mg/ Nm ³	IS 11255 (P-2)
3	Oxide of nitrogen (NO _x),	mg/ Nm ³	IS:11255 (P-7)
4	Carbon monoxide (CO)	%	IS:13270-1992
5	Mercury as particulate (Hgp)	µg/m ³	USEPA-29

TABLE 6.2: STACK MONITORING RESULTS

S. No	Parameter	Unit	Quarter III (Oct.2019 to Dec.2019)		Quarter IV (Jan.2020 to Mar.2020)	
			Unit-I	Unit-II	Unit-I	Unit-II
1	Exit Gas Velocity	m/sec	23.85	20.47	20.46	21.61
2	Flow Rate	Nm ³ /hr	2993033.66	2636465.36	2592691.56	2631123.7
3	Particulate Matter (PM)	mg/Nm ³	25.41	24.43	33.12	33.49
4	Sulphur dioxide (SO ₂)	mg/Nm ³	516	485	684	655
5	Oxide of nitrogen (as NO _x) at 15 % O ₂	mg/Nm ³	203	214	202	238
6	Mercury as particulate (Hgp)	µg/m ³	BDL (<0.001)	BDL (<0.001)	BDL (< 0.001)	BDL (<0.001)

TABLE 6.3: DG STACK MONITORING RESULTS

Parameter	Unit	Quarter IV (Jan.2020 to Mar.2020)		
		DG Set-I	DG Set-II	DG Set-III
Particulate Matter (PM)	mg/Nm ³	40.70	37.90	29.63
Oxide of Nitrogen (NO _x) at 15% O ₂	ppmv	313	278	255
Carbon monoxide (CO)	mg/Nm ³	102	85	95
NMHC as C at 15% O ₂	mg/Nm ³	32	26	31

7 WATER QUALITY RESULTS [GROUND/ SURFACE]

A number of parameters have been monitored in ground water and surface water at nearby villages of plant site.

The measurements were conducted during the period of October 2019 to March 2020. The parameters covered in the monitoring are depict below:

TABLE 7.1.1: RESULTS OF GROUND WATER MONITORING

Quarter III (Oct.2019 to Dec.2019)										
S. No.	Parameter	South of Ash Dyke, Near Labour Colony	NE of Ash Dyke, Near Ash Recovery Pump House	Near Nimoda Railway Station Crossing West of ash Pond	Salpura Village	Kawai Village	Phoolbaroda Village	Baldevpura Village	Nimoda Village	Sidni Village
1	pH (at 25 °C)	7.5	7.78	6.6	7.06	7.5	7.73	7.6	7.62	7.92
2	Colour, Hazen	<5	<5	<5	<5	<5	<5	<5	<5	<5
3	Odour	Agreeable	Agreeable	Agreeable	Agreeable	Agreeable	Agreeable	Agreeable	Agreeable	Agreeable
4	Turbidity, NTU	<0.1	<0.1	<0.1	<0.1	<0.1	<0.1	<0.1	<0.1	< 0.1
5	Total Dissolved Solids, mg/l	128	609	664	632	783	632	214	340	670
6	Electrical Conductivity, μ S/cm	190	983	1020	1107.6	1226.4	1050	240.36	450	1113.92
7	Total Hardness (as CaCO ₃), mg/l	62	280	308	272	330	324	92	172	340
8	Calcium (as Ca), mg/l	11.2	60	83.2	96	124	80	32	51.2	102.4
9	Magnesium (as Mg), mg/l	8.26	31.59	24.3	7.78	4.86	30.13	2.92	10.69	20.41
10	Chlorides (as Cl ⁻), mg/l	11.83	75.98	63.07	104.46	104.46	68.99	37.45	33.51	141.91

11	Sulphate (as SO ₄), mg/l	26.67	78	236.67	77.5	68.3	76.67	20.33	89.17	81.67
12	Iron (as Fe), mg/l	BDL (<0.01)	BDL (< 0.01)	BDL (< 0.01)	BDL(<0.01)	BDL(<0.01)	BDL(<0.01)	BDL(<0.01)	BDL(<0.01)	BDL(<0.01)
13	Total Chromium (as Cr), mg/l	BDL(<0.01)	BDL(<0.01)	BDL(<0.01)	BDL(<0.01)	BDL(<0.01)	BDL(<0.01)	BDL(<0.01)	BDL(<0.01)	BDL(<0.01)
14	Arsenic (as As), mg/l	BDL(<0.001)	BDL(<0.001)	BDL(<0.001)	BDL(<0.001)	BDL(<0.001)	BDL(<0.001)	BDL(<0.001)	BDL(<0.001)	BDL(<0.001)
15	Lead (as Pb), mg/l	BDL(<0.01)	BDL(<0.01)	BDL(<0.01)	BDL(<0.01)	BDL(<0.01)	BDL(<0.01)	BDL(<0.01)	BDL(<0.01)	BDL(<0.01)
16	Silica (as SiO ₂) mg/l	8.33	BDL (<0.5)	9.52	10.0	21.67	20.24	12.62	7.86	11.67
17	Mercury ,mg/l	BDL (< 0.001)	BDL (< 0.001)	BDL (< 0.001)	BDL (< 0.001)	BDL (< 0.001)	BDL (< 0.001)	BDL (< 0.001)	BDL (< 0.001)	BDL (< 0.001)
18	Appearance	Clear	Clear	Clear	Clear	Clear	Clear	Clear	Clear	Clear
19	Appearance after Filtration	Clear	Clear	Clear	Clear	Clear	Clear	Clear	Clear	Clear
20	Methyl orange Alkalinity as CaCO ₃ mg/l	36	210	80	208	384	332	48	80	252
21	P- Alkalinity mg/l	ND	ND	ND	ND	ND	ND	ND	ND	ND
22	Non Carbonate Hardness (as CaCO ₃ mg/l	26	70	228	64	ND	ND	44	92	88
23	E coli MPN/100ml	ND	ND	ND	ND	ND	ND	ND	ND	ND
24	Total coliform, MPN/100ml	ND	ND	ND	ND	ND	ND	ND	ND	ND

Quarter IV (Jan.2020 to Mar.2020)									
S. No.	Parameter	South of Ash Dyke, Near Labour Colony	Near Nimoda Railway Station Crossing West of ash Pond	Salpura Village	Kawai Village	Phoolbaroda Village	Nimoda Village	Sidni Village	Baldevpura Village
1	pH (at 25 °C)	6.58	7.28	7.49	7.93	7.62	7.43	7.64	7.42
2	Colour, Hazen	<5	<5	<5	<5	<5	<5	<5	<5
3	Odour	Agreeable	Agreeable	Agreeable	Agreeable	Agreeable	Agreeable	Agreeable	Agreeable
4	Turbidity, NTU	< 0.1	<0.1	<0.1	< 0.1	< 0.1	<0.1	< 0.1	< 0.1
5	Total Dissolved Solids, mg/l	343	792	991	1235	587	365	761	352
6	Electrical Conductivity, μ S/cm	528	1218	1524	1900	903	562	1170	542
7	Total Hardness (as CaCO ₃), mg/l	180	420	380	450	260	184	250	200
8	Calcium (as Ca), mg/l	52	132	120	92	72	43.2	68	68
9	Magnesium (as Mg), mg/l	12.15	21.87	19.44	53.46	19.44	18.47	19.44	7.29
10	Chlorides (as Cl ⁻), mg/l	50.98	105.97	209.93	159.95	53.98	32.99	141.96	40.99
11	Sulphate (as SO ₄ ²⁻), mg/l	92.14	210.71	116.43	96.43	40.57	32.14	81.43	34.28
12	Iron (as Fe), mg/l	BDL (< 0.01)	BDL (< 0.01)	BDL (<0.01)	BDL (< 0.01)	BDL (< 0.01)	BDL (< 0.01)	BDL (< 0.01)	BDL (< 0.01)
13	Total Chromium (as Cr), mg/l	BDL(<0.01)	BDL(<0.01)	BDL(<0.01)	BDL(<0.01)	BDL(<0.01)	BDL(<0.01)	BDL(<0.01)	BDL(<0.01)
14	Arsenic (as As), mg/l	BDL(<0.001)	BDL(<0.001)	BDL(<0.001)	BDL(<0.001)	BDL(<0.001)	BDL(<0.001)	BDL(<0.001)	BDL(<0.001)
15	Lead (as Pb), mg/l	BDL(<0.01)	BDL(<0.01)	BDL(<0.01)	BDL(<0.01)	BDL(<0.01)	BDL(<0.01)	BDL(<0.01)	BDL(<0.01)

16	Silica (as SiO ₂) mg/l	18.35	26.95	40.11	18.58	36.58	16.34	34.25	15.57
17	Mercury ,mg/l	BDL (< 0.001)	BDL (< 0.001)	BDL (< 0.001)	BDL (< 0.001)	BDL (< 0.001)	BDL (< 0.001)	BDL (< 0.001)	BDL (< 0.001)
18	Appearance	Clear	Clear	Clear	Clear	Clear	Clear	Clear	Clear
19	Appearance after Filtration	Clear	Clear	Clear	Clear	Clear	Clear	Clear	Clear
20	Methyl orange Alkalinity as CaCO ₃ mg/l	48	184	252	510	260	188	216	136
21	P- Alkalinity mg/l	ND	ND	ND	ND	ND	ND	ND	ND
22	Non Carbonate Hardness (as CaCO ₃ mg/l	132	236	128	ND	ND	ND	34	64
23	E coli MPN/100ml	ND	ND	ND	ND	ND	ND	ND	ND
24	Total coliform, MPN/100ml	ND	ND	ND	ND	ND	ND	ND	ND

2 SURFACE WATER:

TABLE 7.2.1: RESULTS OF SURFACE WATER MONITORING

Quarter III (Oct.2019 to Dec.2019)				
S. No.	Parameter	Barlan Pond	Kawai Pond	Parvan River
1	pH (at 25 °C)	7.82	7.80	8.15
2	Colour, Hazen	<5.0	<5	<5
3	Odour	Agreeable	Agreeable	Agreeable
4	Turbidity, NTU	<0.1	52.95	<0.1
5	Total Dissolved Solids, mg/l	187	335	310
6	Electrical Conductivity, μ S/cm	208.38	483.6	439.2
7	Total Hardness (as CaCO ₃), mg/l	36	152	168
8	Calcium (as Ca), mg/l	8.8	43.2	41.6
9	Magnesium (as Mg), mg/l	3.4	10.69	15.55
10	Chlorides (as Cl ⁻), mg/l	13.8	41.39	25.62
11	Sulphate (as SO ₄), mg/l	4.5	25.67	27.5
12	Iron (as Fe), mg/l	BDL (< 0.01)	BDL (< 0.01)	BDL (< 0.01)
13	Total Chromium (as Cr), mg/l	BDL(<0.01)	BDL(<0.01)	BDL(<0.01)
14	Arsenic (as As), mg/l	BDL(<0.001)	BDL(<0.001)	BDL(<0.001)
15	Lead (as Pb), mg/l	BDL(<0.01)	BDL(<0.01)	BDL(<0.01)
16	Silica (as SiO ₂) mg/l	BDL (<1.0)	7.62	19.52
17	Mercury ,mg/l	BDL (< 0.001)	BDL (< 0.001)	BDL (< 0.001)
18	Appearance	Clear	Turbid	Clear
19	Appearance after Filtration	Clear	Clear	Clear
20	Methyl orange Alkalinity as CaCO ₃ mg/l	80	164	160
21	P- Alkalinity mg/l	ND	ND	ND
22	Non Carbonate Hardness (as CaCO ₃ mg/l	ND	ND	ND
23	E coli MPN/100ml	ND	ND	ND
24	Total coliform, MPN/100ml	ND	ND	ND

Quarter IV (Jan.2020 to Mar.2020)				
S. No.	Parameter	Barlan Pond	Kawai Pond	Parvan River
1	pH (at 25 °C)	7.34	7.33	7.46
2	Colour, Hazen	<5.0	<5	<5
3	Odour	Agreeable	Agreeable	Agreeable
4	Turbidity, NTU	<0.1	<0.1	<0.1
5	Total Dissolved Solids, mg/l	152	455	360
6	Electrical Conductivity, μ S/cm	233.6	700	554
7	Total Hardness (as CaCO ₃), mg/l	45	150	180
8	Calcium (as Ca), mg/l	15.6	40	32
9	Magnesium (as Mg), mg/l	1.46	12.15	24.3
10	Chlorides (as Cl ⁻), mg/l	19.99	69.98	47.99
11	Sulphate (as SO ₄), mg/l	13.0	35.14	29.14
12	Iron (as Fe), mg/l	BDL (< 0.01)	BDL (< 0.01)	BDL (< 0.01)
13	Total Chromium (as Cr), mg/l	BDL(<0.01)	BDL(<0.01)	BDL(<0.01)
14	Arsenic (as As), mg/l	BDL(<0.001)	BDL(<0.001)	BDL(<0.001)
15	Lead (as Pb), mg/l	BDL(<0.01)	BDL(<0.01)	BDL(<0.01)
16	Silica (as SiO ₂) mg/l	3.23	28.35	24.45
17	Mercury ,mg/l	BDL (< 0.001)	BDL (< 0.001)	BDL (< 0.001)
18	Appearance	Clear	Clear	Clear
19	Appearance after Filtration	Clear	Clear	Clear
20	Methyl orange Alkalinity as CaCO ₃ mg/l	84	180	180
21	P- Alkalinity mg/l	ND	ND	ND
22	NonCarbonate Hardness (as CaCO ₃ mg/l	ND	ND	ND
23	E coli MPN/100ml	46	110	46
24	Total coliform, MPN/100ml	ND	ND	ND

8 STP WATER

The measurements were conducted during the period of October 2019 to March 2020. The parameters covered in the monitoring are depict below:

TABLE 8.1: RESULTS OF STP WATER

Quarter III (Oct.2019 to Dec.2019)

S. No.	Parameter	45 KLD Adani Vidhayala Old	10 KLD STP Near Service Building)	10 KLD STP Plant Canteen	45 KLD STP near Adani Vidhayala (New)	120 KLD STP in Plant Premises	60 KLD New	10KLD III Guest House	10KLD 3 BHK	60KLD STP in Township (Old)	10KLD Hospital
1	pH (at 25 °C)	6.91	7.58	8.47	7.29	7.42	7.44	7.13	7.04	7.08	7.01
2	Total Suspended Solid (TSS) mg/l	17	30	16	34	20	16	32	29	22	30
3	Nitrate Nitrogen mg/l	3.08	5.51	6.18	3.98	8.12	6.93	1.52	5.38	5.88	6.15
4	Ammonical Nitrogen (as NH ₃ -N) mg/l	14.56	11.28	5.52	8.68	12.45	10.16	2.24	6.32	13.72	5.04
5	Biochemical Oxygen Demand (BOD) mg/l	15	15	15	22	13	12	14	19	11	10
6	Chemical Oxygen Demand (COD) mg/l	69.22	75.81	65.92	82.4	92.29	62.62	59.33	115.36	59.33	49.44
7	Total Kjeldahl Nitrogen mg/l	21.56	23.04	14.48	12.04	42.16	22.53	4.92	19.6	22.12	7.0
8	Oil & Grease mg/l	4	5	3	5	7	5	4	4	4	5
9	Free Available Chlorine mg/l	BDL(<0.1)	BDL(<0.1)	BDL(<0.1)	BDL (<0.1)	BDL(<0.1)	BDL(<0.1)	BDL(<0.1)	BDL(<0.1)	BDL (<0.1)	BDL (<0.1)
10	Bioassay Test	100% Survival of Fish after 96 hours in 100% effluent	100% Survival of Fish after 96 hours in 100% effluent	100% Survival of Fish after 96 hours in 100% effluent	100% Survival of Fish after 96 hours in 100% effluent	90% Survival of Fish after 96 hours in 100% effluent	100% Survival of Fish after 96 hours in 100% effluent	100% Survival of Fish after 96 hours in 100% effluent	90% Survival of Fish after 96 hours in 100% effluent	100% Survival of Fish after 96 hours in 100% effluent	100% Survival of Fish after 96 hours in 100% effluent

Quarter IV (Jan.2020 to Mar.2020)											
S. No.	Parameter	10 KLD STP Hospital	10 KLD STP Near Service Building)	10 KLD STP Plant Canteen	45 KLD STP near Adani Vidhayala NEW	120 KLD STP in Plant Premises	45 KLD Adani Vidhayala Old	10KLD III Guest House	10KLD 3 BHK	New 60KLD STP in Township (New)	60KLD STP Township (Old)
1	pH (at 25°C)	7.64	7.72	7.77	7.65	7.68	7.78	7.68	7.59	7.78	7.85
2	Total Suspended Solid (TSS)	22	24	22	13	20	21	19	21	12	21
3	Nitrate Nitrogen	5.83	6.54	6.01	5.59	6.32	5.64	6.32	5.36	6.45	7.12
4	Ammonical Nitrogen (as NH ₃ -N)	5.95	32.2	9.45	21.56	8.33	15.82	33.32	5.53	19.04	17.92
5	Biochemical Oxygen Demand (BOD)	8	18.18	11	8	9	15	6	20.0	15	10.67
6	Chemical Oxygen Demand (COD)	75.6	124.32	72.24	69.22	92.4	115.92	99.12	136.08	105.47	85.7
7	Total Kjeldahl Nitrogen	6.79	35.28	10.08	23.8	17.92	16.94	8.96	6.3	22.12	19.18
8	Oil & Grease	3	4	4	6	5	4	3	5	7	3
9	Free Available Chlorine	BDL(<0.1)	BDL(<0.1)	BDL(<0.1)	BDL(<0.1)	BDL(<0.1)	BDL(<0.1)	BDL(<0.1)	BDL(<0.1)	BDL (<0.1)	BDL (<0.1)
10	Bioassay Test	100% Survival of Fish after 96 hours in 100% effluent	90% Survival of Fish after 96 hours in 100% effluent	100% Survival of Fish after 96 hours in 100% effluent	100% Survival of Fish after 96 hours in 100% effluent	100% Survival of Fish after 96 hours in 100% effluent	100% Survival of Fish after 96 hours in 100% effluent	100% Survival of Fish after 96 hours in 100% effluent	90% Survival of Fish after 96 hours in 100% effluent	90% Survival of Fish after 96 hours in 100% effluent	100% Survival of Fish after 96 hours in 100% effluent

9 ETP WATER

The measurements were conducted during the period of October 2019 to March 2020. The parameters covered in the monitoring are depict below:

TABLE 9.1: RESULTS OF ETP OUTLET

S. No.	Parameter	Unit	Quarter III (Oct.2019 to Dec.2019)	Quarter IV (Jan.2020 to Mar.2020)
1	pH	-	7.37	7.88
2	Total Suspended Solids (TSS)	mg/l	14	11
3	Outlet Temperature	°C	27.3	27.2
4	Chemical Oxygen Demand (COD), mg/l	mg/l	78.32	63.84
5	Copper (as Cu), mg/l	mg/l	BDL (<0.01)	BDL (< 0.01)
6	Iron (as Fe) mg/l	mg/l	BDL (<0.01)	BDL (< 0.01)
7	Zinc (as Zn) mg/l	mg/l	0.05	0.06
8	Phosphate (as P), mg/l	mg/l	BDL(<0.1)	1.12
9	Oil & Grease, mg/l	mg/l	4	3
10	Ammonical Nitrogen	mg/l	4.76	7.96
11	Biochemical Oxygen Demand	mg/l	20	12
12	Chloride	mg/l	755.05	519.84
13	Cyanide	mg/l	<0.05	<0.05
14	Fluoride	mg/l	0.64	0.39
15	Sulphate	mg/l	311.67	235
16	Sulphide	mg/l	BDL (<0.1)	0.34
17	Total Kjeldahl Nitrogen	mg/l	49.28	25.7
18	Arsenic	mg/l	BDL (<0.001)	BDL (<0.001)
19	Cadmium	mg/l	BDL (< 0.01)	BDL (< 0.001)
20	Chromium Hexavalent	mg/l	BDL (<0.01)	BDL (<0.01)
21	Lead	mg/l	BDL (<0.01)	BDL (<0.01)
22	Mercury	mg/l	BDL (< 0.001)	BDL (< 0.001)
23	Nickel	mg/l	BDL (<0.01)	BDL (<0.01)
24	Total Chromium	mg/l	BDL(<0.01)	BDL (<0.01)
25	Phenolic Compounds	mg/l	BDL (<0.001)	BDL (<0.001)
26	Total Residual Chlorine	mg/l	0.1	BDL(<0.1)
27	Fixed Dissolved Solids	mg/l	1983	1754
28	Trivalent Chromium	mg/l	BDL (< 0.01)	BDL (< 0.01)
29	Nitrite Nitrogen	mg/l	BDL (< 0.1)	0.63
30	Selenium	mg/l	BDL (<0.01)	BDL (<0.01)
31	Vanadium	mg/l	0.01	BDL (<0.01)
32	Magnesium	mg/l	24.3	35.78

10 ASH RECOVERY WATER

The measurements were conducted during the period of October 2019 to March 2020. The parameters covered in the monitoring are depicted below:

TABLE 10.1: RESULTS OF ASH RECOVERY WATER Sample

S. No.	Parameter	Units	Quarter III (OCT.2019 to Dec.2019)	
			Ash Recovery Pump House 1	Ash Recovery Pump House 2
1	Lead (as Pb)	mg/l	-	BDL
2	Arsenic (as As)	mg/l	-	BDL
3	Total Chromium (as Cr)	mg/l	-	BDL
4	Cadmium (as Cd)	mg/l	-	BDL
5	Mercury (as Hg)	mg/l	-	BDL

S. No.	Parameter	Units	Quarter IV (Jan.2020 to Dec.2020)	
			Ash Recovery Pump House 1	Ash Recovery Pump House 2
1	Lead (as Pb)	mg/l	0.06	-
2	Arsenic (as As)	mg/l	0.05	-
3	Total Chromium (as Cr)	mg/l	BDL	-
4	Cadmium (as Cd)	mg/l	BDL	-
5	Mercury (as Hg)	mg/l	BDL	-

11 FLY ASH [SILO]

The measurements were conducted during the period of October 2019 to March 2020. The parameters covered in the monitoring are depict below:

TABLE 11.1: RESULTS OF FLY ASH SAMPLE (Unit I)

S. No.	Parameter	Unit	Quarter III (Oct2019 to Dec.2019)	Quarter IV (Jan.2020 to Mar.2020)
1	Arsenic (As)	mg/kg	BDL	BDL
2	Mercury (Hg)	mg/kg	BDL	BDL
3	Lead as Pb	mg/kg	0.67	0.56
4	Total Chromium as Cr	mg/kg	16.20	5.68
5	Cadmium (Cd)	mg/kg	0.99	0.46
6	Iron	%	0.73	0.84
7	Nickel	mg/kg	BDL	BDL
8	Copper	mg/kg	28.69	25.9
9	Zinc	mg/kg	50.34	61.3

TABLE 11.2: RESULTS OF FLY ASH SAMPLE (Unit II)

S. No.	Parameter	Unit	Quarter III (April.2019 to Jun.2019)	Quarter IV (Jan.2020 to Mar.2020)
1	Arsenic (As)	mg/kg	BDL	BDL
2	Mercury (Hg)	mg/kg	BDL	BDL
3	Lead as Pb	mg/kg	BDL	BDL
4	Total Chromium as Cr	mg/kg	1.99	1.85
5	Cadmium	mg/kg	BDL	BDL
6	Iron	%	0.68	0.91
7	Nickel	mg/kg	BDL	BDL
8	Copper	mg/kg	15.62	18.31
9	Zinc	mg/kg	41.25	45.9

The measurements were conducted during the period of October 2019 to March 2020.
The parameters covered in the monitoring are depict below:

TABLE 12.1: RESULTS OF SOIL MONITORING

S. No.	Parameter	Quarter III (Oct.2019 to Dec.2019)			Quarter IV (Jan.2020 to Mar.2020)		
		Nimoda Village	Kawai Village	Phulbaroda Village	Nimoda Village	Kawai Village	Phulbaroda Village
1	Boron [mg/kg]	BDL	BDL	BDL	BDL	BDL	BDL
2	Calcium as CaO [%]	7.56	6.01	7.11	1.45	2.12	1.23
3	Magnesium as MgO [%]	1.29	1.37	0.84	0.41	1.54	0.88
4	Potassium as K ₂ O [%]	0.25	0.37	0.39	0.24	0.41	0.38
5	Iron as Fe [%]	3.32	2.89	2.96	2.86	3.25	2.78
6	Manganese as Mn [mg/kg]	580.82	585.85	497.85	498.19	583.95	584.19
7	Phosphorus [%]	0.0023	0.0027	0.0017	0.0021	0.0065	0.0023



**ADANI POWER RAJASTHAN LIMITED
2X660 MW KAWAI THERMAL POWER STATIONS**

CONTINUOUS EMISSION MONITORING RESULTS		
Station: Stack Attached to Boiler 1 & 2		
Report type: Mean & Daily		
Time Base: 24 Hour		
Date	UNIT 1	Unit 2
PM (mg/Nm ³)		
01/10/2019	31.95	28.96
02/10/2019	34.55	28.97
03/10/2019	38.15	28.89
04/10/2019	36.19	28.71
05/10/2019	36.34	28.71
06/10/2019	37.14	28.72
07/10/2019	34.17	28.65
08/10/2019	32.37	28.64
09/10/2019	34.35	28.60
10/10/2019	39.97	28.62
11/10/2019	38.03	28.67
12/10/2019	32.60	28.66
13/10/2019	36.83	28.60
14/10/2019	36.70	28.65
15/10/2019	38.21	28.54
16/10/2019	40.35	28.70
17/10/2019	39.48	28.83
18/10/2019	35.15	28.61
19/10/2019	31.81	28.63
20/10/2019	31.38	28.61
21/10/2019	30.81	28.67
22/10/2019	31.39	28.77
23/10/2019	31.78	28.78
24/10/2019	31.18	28.77
25/10/2019	31.59	28.76
26/10/2019	31.58	28.79
27/10/2019	31.26	28.79
28/10/2019	32.45	28.69
29/10/2019	34.26	28.61
30/10/2019	35.80	28.57
31/10/2019	31.82	28.61
Min	30.81	28.54
Max	40.35	28.97
AVG	34.50	28.70

**ADANI POWER RAJASTHAN LIMITED
2X660 MW KAWAI THERMAL POWER STATIONS**

CONTINUOUS EMISSION MONITORING RESULTS		
Station: Stack Attached to Boiler 1 & 2		
Report type: Mean & Daily		
Time Base: 24 Hour		
Date	UNIT 1	Unit 2
PM (mg/Nm³)		
01/11/2019	31.03	28.58
02/11/2019	31.12	28.76
03/11/2019	30.62	28.59
04/11/2019	31.34	28.5
05/11/2019	32.26	28.58
06/11/2019	31.11	28.65
07/11/2019	30.39	28.77
08/11/2019	30.39	28.63
09/11/2019	30.8	28.67
10/11/2019	31.28	28.63
11/11/2019	33.69	28.57
12/11/2019	32.47	28.52
13/11/2019	33.14	28.5
14/11/2019	33.46	28.52
15/11/2019	33.11	28.56
16/11/2019	32.96	28.59
17/11/2019	32.17	28.63
18/11/2019	33.23	28.62
19/11/2019	34.20	28.64
20/11/2019	33.94	28.62
21/11/2019	34.01	28.62
22/11/2019	32.91	28.64
23/11/2019	34.19	36.83
24/11/2019	33.23	39.7
25/11/2019	34.29	42.16
26/11/2019	33.27	42.23
27/11/2019	33.85	42.02
28/11/2019	35.68	40.54
29/11/2019	33.09	36.78
30/11/2019	32.15	37.12
Min	30.39	28.50
Max	35.68	42.23
AVG	32.65	31.66

**ADANI POWER RAJASTHAN LIMITED
2X660 MW KAWAI THERMAL POWER STATIONS**

CONTINUOUS EMISSION MONITORING RESULTS		
Station: Stack Attached to Boiler 1 & 2		
Report type: Mean & Daily		
Time Base: 24 Hour		
Date	UNIT 1	Unit 2
PM (mg/Nm³)		
01/12/2019	31.67	37.75
02/12/2019	36.84	38.47
03/12/2019	34.79	39.60
04/12/2019	35.57	39.79
05/12/2019	34.31	40.80
06/12/2019	38.71	40.89
07/12/2019	34.52	40.80
08/12/2019	33.42	40.75
09/12/2019	41.02	40.52
10/12/2019	31.16	40.70
11/12/2019	42.01	41.05
12/12/2019	35.4	40.92
13/12/2019	36.02	41.32
14/12/2019	36.01	40.39
15/12/2019	36.09	38.45
16/12/2019	38.66	39.64
17/12/2019	35.32	41.71
18/12/2019	34.05	41.40
19/12/2019	34.57	41.14
20/12/2019	36.82	40.22
21/12/2019	38.21	41.07
22/12/2019	38.52	41.22
23/12/2019	39.13	40.74
24/12/2019	35.38	41.11
25/12/2019	38.83	41.32
26/12/2019	34.49	40.03
27/12/2019	36.93	41.48
28/12/2019	34.47	41.60
29/12/2019	31.53	42.54
30/12/2019	31.62	41.53
31/12/2019	34.94	42.19
Min	31.16	37.75
Max	42.01	42.54
AVG	35.84	40.68

**ADANI POWER RAJASTHAN LIMITED
2X660 MW KAWAI THERMAL POWER STATIONS**

CONTINUOUS EMISSION MONITORING RESULTS		
Station: Stack Attached to Boiler 1 & 2		
Report type: Mean & Daily		
Time Base: 24 Hour		
Date	UNIT 1	Unit 2
PM (mg/Nm³)		
01/01/2020	35.94	35.94
02/01/2020	35.95	35.95
03/01/2020	39.02	39.02
04/01/2020	39.37	39.37
05/01/2020	38.11	38.11
06/01/2020	35.75	35.75
07/01/2020	35.33	35.33
08/01/2020	31.67	31.67
09/01/2020	32.74	32.74
10/01/2020	34.62	34.62
11/01/2020	32.36	32.36
12/01/2020	36.11	36.11
13/01/2020	39.00	39.00
14/01/2020	36.62	36.62
15/01/2020	32.65	32.65
16/01/2020	30.96	30.96
17/01/2020	32.49	32.49
18/01/2020	31.94	31.94
19/01/2020	34.18	34.18
20/01/2020	37.88	37.88
21/01/2020	38.57	38.57
22/01/2020	33.09	33.09
23/01/2020	37.76	37.76
24/01/2020	39.42	39.42
25/01/2020	41.26	41.26
26/01/2020	40.67	40.67
27/01/2020	37.77	37.77
28/01/2020	38.96	38.96
29/01/2020	38.33	38.33
30/01/2020	33.56	33.56
31/01/2020	39.07	41.27
Min	30.96	30.96
Max	41.26	41.27
AVG	36.16	36.22

**ADANI POWER RAJASTHAN LIMITED
2X660 MW KAWAI THERMAL POWER STATIONS**

CONTINUOUS EMISSION MONITORING RESULTS		
Station: Stack Attached to Boiler 1 & 2		
Report type: Mean & Daily		
Time Base: 24 Hour		
Date	UNIT 1	Unit 2
PM (mg/Nm³)		
01/02/2020	39.99	41.18
02/02/2020	34.42	41.55
03/02/2020	33.73	41.59
04/02/2020	39.33	40.83
05/02/2020	44.07	39.05
06/02/2020	43.72	38.04
07/02/2020	42.53	40.41
08/02/2020	41.77	40.38
09/02/2020	40.61	39.33
10/02/2020	41.31	39.78
11/02/2020	42.1	40.27
12/02/2020	42.18	39.79
13/02/2020	41.9	Shutdown
14/02/2020	41.74	Shutdown
15/02/2020	41.4	41.64
16/02/2020	42.35	40.58
17/02/2020	42.48	40.52
18/02/2020	41.03	40.59
19/02/2020	42.27	40.44
20/02/2020	43.78	40.82
21/02/2020	43.74	40.62
22/02/2020	43.22	40.74
23/02/2020	43.77	40.2
24/02/2020	43.78	40.67
25/02/2020	43.71	40.83
26/02/2020	42.34	41.78
27/02/2020	43.52	40.86
28/02/2020	43.57	41.21
29/02/2020	43.68	43.68
Min	33.73	38.04
Max	44.07	43.68
AVG	41.67	40.66

**ADANI POWER RAJASTHAN LIMITED
2X660 MW KAWAI THERMAL POWER STATIONS**

CONTINUOUS EMISSION MONITORING RESULTS		
Station: Stack Attached to Boiler 1 & 2		
Report type: Mean & Daily		
Time Base: 24 Hour		
Date	UNIT 1	Unit 2
PM (mg/Nm³)		
01/03/2020	43.7	40.34
02/03/2020	43.49	40.95
03/03/2020	43.64	40.87
04/03/2020	43.72	40.88
05/03/2020	43.65	40.23
06/03/2020	43.66	39.96
07/03/2020	42.88	40.77
08/03/2020	43.21	40.59
09/03/2020	43.12	41.02
10/03/2020	43.72	Shutdown
11/03/2020	42.97	Shutdown
12/03/2020	Shutdown	Shutdown
13/03/2020	41.86	Shutdown
14/03/2020	43.36	42.36
15/03/2020	40.64	42.09
16/03/2020	43.8	42.38
17/03/2020	43.71	42.07
18/03/2020	43.49	41.89
19/03/2020	43.34	42.03
20/03/2020	43.46	41.96
21/03/2020	43.63	42.07
22/03/2020	43.09	42.31
23/03/2020	Shutdown	42.05
24/03/2020	Shutdown	42.4
25/03/2020	Shutdown	42.41
26/03/2020	Shutdown	40.33
27/03/2020	Shutdown	Shutdown
28/03/2020	Shutdown	Shutdown
29/03/2020	Shutdown	Shutdown
30/03/2020	Shutdown	Shutdown
31/03/2020	Shutdown	Shutdown
Min	40.64	39.96
Max	43.80	42.41
AVG	43.15	41.43

GROUND WATER LEVEL MONITORING RESULTS**LOCATION: Piezometric Wells Along With Ash Pond**

S. No.	Month & Year	Ground Water Table (BGL)		
		Location : 1	Location : 2	Location : 3
1.	October 2019	3.0 Meter	2.5 Meter	7.0 Meter
2.	November 2019	5.0 Meter	7.0 Meter	25.0 Meter
3.	December 2019	7.5 Meter	14.0 Meter	28.5 Meter
4.	January 2020	10.0 Meter	17.0 Meter	28.5 Meter
5.	February 2020	10.5 Meter	20.0 Meter	29.0 Meter
6.	March 2020	10.5 Meter	25.0 Meter	29.0 Meter

Location 1: South of Ash Pond (Nr. Labor Colony)**Location 2:** East of Ash Pond (Nr. Ash Recovery Pump House)**Location 3:** West of Ash Pond (Nr. Nimoda Railway Crossing)



Power

Ref No.: APRL/ENV/MoEF/227/04/20

Date: 04/05/2020

To,

**Additional Principal Chief Conservator of Forest (APCCF)
Regional Office (Central Region)
Ministry of Environment, Forest & Climate Change (MoEFCC)
Kendriya Bhawan, 5th Floor, Sector 'H' Aliganj,
Lucknow – 226 024**

Kind Attn.: Dr. A K Gupta, Joint Director

Sub: Advisory regarding implementation of Notification No. G.S.R. 02 (E) dated 2nd January 2014 for supply and use of Coal with Ash content – regarding

Ref: File No. L-11011/21/2014-IA.I (T), dated: 13.04.2015.

Dear Sir,

With above subject matter, we are submitting herewith the compliance of said notification.

Ash content data regarding supply and use of coal with ash content not exceeding 34% in the Coal based Thermal Power Plant as per Notification No. G.S.R. 02 (E) dated 2nd January 2014.

We are enclosing herewith the monthly as well as quarterly **Average Ash Content** in the coal used by our power plant during the period of **January'20 to March'2020** as Annexure -I.

Total Capacity of TPP: 1320 MW

This is for your kind information & record please.

Thanking You,

Yours faithfully,

for **Adani Power Rajasthan Limited**

**(Santosh Kumar Singh)
Head-Environment**

Encl.: As above

ADANI POWER RAJASTHAN LIMITED

Annexure - I

ASH PERCENTAGE IN COAL

(From January 2020 to March 2020)

Month	Coal Consumption (in MT)	Ash % in Coal
January- 2020	4,37,586	31.03
February- 2020	3,68,168	29.02
March- 2020	2,50,400	30.11
Quarterly Average:		30.05



Power

Ref No.: APRL/ENV/MoEF/223/01

Date: 13/01/2020

To,

**Additional Principal Chief Conservator of Forest (APCCF)
Regional Office (Central Region)
Ministry of Environment, Forest & Climate Change (MoEFCC)
Kendriya Bhawan, 5th Floor, Sector 'H' Aliganj,
Lucknow – 226 024**

Kind Attn.: **Dr. A K Gupta, Joint Director**

Sub: Advisory regarding implementation of Notification No. G.S.R. 02 (E) dated 2nd January 2014 for supply and use of Coal with Ash content – regarding

Ref: File No. L-11011/21/2014-IA.I (T), dated: 13.04.2015.

Dear Sir,

With above subject matter, we are submitting herewith the compliance of said notification.

Ash content data regarding supply and use of coal with ash content not exceeding 34% in the Coal based Thermal Power Plant as per Notification No. G.S.R. 02 (E) dated 2nd January 2014.

We are enclosing herewith the monthly as well as quarterly **Average Ash Content** in the coal used by our power plant during the period of **October'2019 to December'2019** as Annexure -I.

Total Capacity of TPP: 1320 MW

This is for your kind information & record please.

Thanking You,

Yours faithfully,

for **Adani Power Rajasthan Limited**

**(Santosh Kumar Singh)
Head-Environment**

Encl.: As above

ADANI POWER RAJASTHAN LTD.

Annexure - I

ASH PERCENTAGE IN COAL

(FROM OCTOBER'2019 TO DECEMBER'2019)

Month	Coal Consumption (MT)	Ash % in Coal
October'2019	4,02,780	31.98
November'2019	4,04,868	28.64
December'2019	4,31,473	31.57
Quarterly Average		30.73

Adani Power Rajasthan Limited

2 x 660 MW Kawai Thermal Power Station

Ash Generation, Utilization and Disposal Details (MMT/Month)

S. No.	Month	Total Ash Generation	Ash Utilization			Disposal In Ash Dyke	Total Ash Utilization	Percentage of Ash utilization	Balance in Ash Silo (Cumulative #)
			For Brick Construction	For Cement Manufacturing	Reclamation of Low Lying area				
	Opening Balance								0.000548
1	Apr-19	0.1303150	0.0000000	0.1093460	0.015000	0.0215020	0.124346	95.41	0.000015
2	May-19	0.1226960	0.0030250	0.0792630	0.040907	0.0388850	0.123195	100.40	0.004563
3	Jun-19	0.1239923	0.0019000	0.1017836	0.015000	0.0260384	0.118684	95.71	0.000733
4	Jul-19	0.0970628	0.0007750	0.0796873	0.007000	0.0179566	0.087462	90.10	0.000152
5	Aug-19	0.0875677	0.0000000	0.0648798	0.009500	0.0183892	0.074380	84.93	0.004451
6	Sep-19	0.1076185	0.0000000	0.0926120	0.005700	0.0193713	0.098312	91.35	0.000086
7	Oct-19	0.1288178	0.0107490	0.1044365	0.006500	0.0225431	0.121686	94.46	0.001924
8	Nov-19	0.1159408	0.0397285	0.1023829	0.000200	0.0150723	0.142311	122.74	0.000408
9	Dec-19	0.1362349	0.0440197	0.1164867	0.040000	0.0197541	0.200506	147.17	0.000402
10	Jan-20	0.1357885	0.0426424	0.1104439	0.008674	0.0244419	0.161760	119.12	0.001305
11	Feb-20	0.1068251	0.0416294	0.0924966	0.040150	0.0152760	0.174276	163.14	0.000357
12	Mar-20	0.0754079	0.0309580	0.0614039	0.025200	0.0131964	0.117562	155.90	0.001033
	Total	1.368267	0.2154270	1.1152222	0.2138310	0.2524263	1.5444802	113.36	0.0010330

* Balance quantity in Silo- 0.0010330

Adani Power Rajasthan Limited

Annexure: IV

Greenbelt Details:

Area (ha)	No. of Trees Planted	No. of Shrubs Planted
100	1,02,807	1,45,000

PLANTED SPECIES IN AND AROUND PLANT PREMISES

Sr. No.	Scientific Name	Common Name
Tress		
1.	<i>Azadirachta indica</i>	Neem
2.	<i>Bauhinia blakeana</i>	Kachnar
3.	<i>Callistemon viminalis</i>	Pink Bottle brush
4.	<i>Casuarina equisetifolia</i>	Saru/Casuarina
5.	<i>Delonix regia</i>	Gulmohar
6.	<i>Phoenix dactylifera</i>	Date Palm
7.	<i>Punica granatum</i>	Pomegranate
8.	<i>Emblica officinalis</i>	Aamla
9.	<i>Eucalyptus hybrid</i>	Eucalyptus
10.	<i>Mangifera indica</i>	Aam/ Mango
11.	<i>Polyalthia longifolia</i>	Ashok/ False Ashok
12.	<i>Psidium guajava</i>	Guava
13.	<i>Syzygium cumini</i>	Jamun
14.	<i>Washingtonia filifera</i>	Washingtonia Palm
15.	<i>Wodyetia bifurcata</i>	Palm
16.	<i>Cassia seamia</i>	Cassia
17.	<i>Albizia leebeck</i>	Siris
18.	<i>Pongamia pinnata</i>	Karanj
19.	<i>Cordia longifolia</i>	Lasoor
20.	<i>Aegle Marmelos</i>	Bel
21.	<i>Dalbergia sissoo</i>	Shisham
22.	<i>Ficus religiosa</i>	Peepal
23.	<i>Cassia renigera</i>	Cassia
24.	<i>Parkinsonia sp.</i>	Parkinsonia
25.	<i>Cassia pinnata</i>	Amaltas
26.	<i>Alstonia scholaris</i>	Satparni
27.	<i>Citrus nobilis</i>	kinnow
28.	<i>Tectona grandis</i>	Teak
29.	<i>Olea europaea</i>	Olive
Shrubs		
30.	<i>Allamanda</i>	Yellow Bell
31.	<i>Bougainvillea spectabilis</i>	Bougainvillea/ Booganbel
32.	<i>Clerodendrum inerme</i>	Wild Jasmine
33.	<i>Cycas circinalis</i>	Cycas
34.	<i>Euphorbia milii</i>	Christ Thorn
35.	<i>Ficus panda</i>	Fig Tree
36.	<i>Hymenocallis caroliniana</i>	Spider Lily
37.	<i>Ixora hybrida</i>	Ixora
38.	<i>Jasminum molle</i>	Jui
39.	<i>Jatropha curcas</i>	Ratanjyot,
40.	<i>Nerium indicum</i>	Kaner
41.	<i>Nerium odoratum</i>	Kaner
42.	<i>Plumeria alba</i>	Champa
43.	<i>Tecoma</i>	Yellow Trumpetbush
44.	<i>Ziziphus mauritiana</i>	Ber/Bor/Indian plum




Corporate Social Responsibility Adani Power Rajasthan Ltd.



**Sustainable
Livelihood
Development**



Education



**Rural Infrastructure
Development**



**Community
Health**

Education Initiative

Activities/ Event	Highlights
Udaan (Exposure Visit)	Organised 46 exposure visits from govt. schools & 3112 Participants.
Pryatan (JNV Coaching)	coaching classes conducted at Atru and kawai location for entrance exam in JNV – 97 students benefited.
Rural Sports	With support of Adani Foundation, Youth club kawai, Dara and Nimoda organised cricket tournament – 47 teams participated & 222 teams participated.
Students Eye check up	Eye checkup camps in 32 school govt. school for 3 rd to 8 th standard – 2028 students benefited.



JNV Coaching



Support in Rural Sports



Eye checkup



Udaan – Exposure Visit

Community Health Initiative

Activities/ Event	Highlights
MHCU	Mobile Health Care Unit Kawai provided free treatment and medicines - 26434 patients
School Health Camp	School Health Check up Camp Organized in vicinity Govt. schools - 45 Schools & 4362 students.
Awareness Session	Organised awareness session on diabetes and seasonal disease - 27 Campaign
Wall Painting	Create awareness among community on seasonal disease & Health care thru wall painting at 07 villages & Anganwadi centre.
Health camp	Organised multi specialty health camp with support of district health department - 03 camp & 2203 patients



School Camp



Health camp



Awareness Camp



Health camp

Sustainable Livelihood Initiative

Activities/ Event	Highlights
Krushi kaushal	<ul style="list-style-type: none"> Organised farmers training and Seed distribution for Rabi crop – 150 beneficiary Provided vegetable seed for income generation – 20 farmers benefited.
Pashudhan	<ul style="list-style-type: none"> Providing door step artificial insemination service for cattle – 338 cattle covered. New calves born thru artificial insemination – 145 calves born. Purchased 50 sorted semen for dairy management.
Institution building	<ul style="list-style-type: none"> SHG formation with support of Rural development department, Rajasthan – 50 SHG formations Farmers day celebration with community at Mukundpura village – 38 farmers



Farmers training



Green pea



Breed improvement



Farmers day

Rural infrastructure Development Initiative

Activities/ Event	Highlights	Status
W.B.M road	Construction of W.B.M road from NH-90 to Seendhani Village	Work completed
Water Tank	Construction of Water Tank at Barla Village	Work in progress
CC Road	Construction of CC Road at Salpura Basti.	Work completed
Bore well	Installation of bore well at core zone – Nimoda, Dara and Baldevpura	Work completed



W.B.M road - Seendhani



CC Road - Salpura



Bore well



Water Tank - Barla

Water conservation Initiative

Activities/ Event	Highlights	Status
water conservation	Happy to share our water conservation activity benefits to community.	<ol style="list-style-type: none"> 1. Grazing Land – Kunjer 2. Modal Talab – Haniheda 3. Modal Talab - Antana



Grazing Land - Kunjer



Modal Talab - Haniheda



Modal Talab - Antana

SAKSHAM

Activities/ Event	Highlights
ASDC Courses	Adani Foundation, Kawai conducted three types of courses under Adani Skill Development Center. 1. Digital literacy - 31 Batch & 943 trainee 2. Sewing Training - 07 batch & 163 trainees 3. Beauty Parlor - 14 Batch & 431 trainee
Day Celebration	Celebrated Yoga day and Environment day at our ASDC centers. - 180 beneficiary
Other	ASDC Centre inaugurated by C.O.O. Adani Power Jaideb Nanda sir
Board of directors from HO visited to Adani Skill Development Centre.	



Digital literacy



Training Audit



Centre Inauguration



Visit of directors from Adani power

SuPoshan

Program	Highlights	3 rd Quarter	Up to Dec.2019
Child Screening	Anthropometric measurement of child for identify SAM and MAM child - 5727 Child measurement		
HB Screening	HB screening of adolescent girls and RPA women - 2310 AG and RPA		
Kitchen garden	Developed 33 kitchen garden at 27 CSR working villages		
FGD	Focus Group Discussion - 677 FGD		
Events	Conduct village events - 270 Village Event		
Day celebration	Global hand wash day, Toilet day, Now born care week etc. celebrated - 4046 participants		



SuPoshan Sanginis



Kitchen Garden



Village Event



Monthly Meeting

Visits

Activities/ Event	Highlights
Visits	C.O.O. adani power visited at CSR villages and interacted with farmers & Calf visits
	C.O.O. adani power visited at Model Anganwadi and interacted with Suposhan sanginy and children's.
	C.O.O. adani power inaugurated to Entrance gate for pasture development at Kunjed
	Corporate communication team visited of CSR activities and interacted with community.



Appreciation / Awards

Activities/ Event	Highlights
Appreciation / Awards	<ul style="list-style-type: none"> Sh. Govind singh Dotashara, Education minister Government of Rajasthan appreciated to CSR work under Education initiative. We covered 33 govt. schools and occupational training institutes at Atru block. We support to district administration for maximum survey of Anganwadi in single day, this work is recorded in India book of records. District collector appreciated for our support in Anganwadi survey.



Education minister, GoR



DM Baran for Anganwadi survey



Media Coverage



सुपोषण - ग्लोबल हैंड वाशिंग डे



छात्र-छात्राओं ने उड़ान कार्यक्रम में भाग लिया

न्यूज एजेंसी नवज्योति, लोहाकंडीग।
ग्राम पंचायत मोखमपुरा के राजकीय उच्च माध्यमिक विद्यालय मोखमपुरा के छात्र-छात्राओं ने अदानी प्लॉट में उड़ान प्रोग्राम के तहत प्लॉट में होने वाली गतिविधियों का भ्रमण किया। अदानी में होने वाली विद्युतीय सुरक्षात्मक और करिअर को सम्पूर्ण जानकारी अदानी प्लॉट के इंजीनियर जयदीप सिंह चारण द्वारा बताई। अदानी प्लॉट के द्वारा विद्यालय में अदानी रिकल डेवेलपमेंट द्वारा आयोजित डिजिटल न दिया। यह जानकारी लाल शर्मा ने दी।
अध्यापक अशोक नागर, सोरभ मोना, कृष्ण मालव जमनाशंकर मीना, शीला गौतम सहित 62 छात्र-छात्राओं ने भ्रमण में भाग लिया।



अदानी फाउंडेशन ने स्वच्छाग्रह स्कूलों का किया सम्मान

कवाई. अभियान के समापन समारोह में स्कूलों का सम्मान किया गया। अदानी फाउंडेशन की स्वच्छाग्रह के रूप में सम्मानित किया गया। कलेक्टर राव ने कहा स्वच्छाग्रह परियोजना पूरी स्वच्छ भारत अभियान के हुई है। इससे बच्चों में आया है और बच्चों को व्यवहार में लाया योजना समन्वयक ने शिलीन आर सोरभ आर ने बताया देश्यों को शिक्षक अभिका दीप सोरभ आर मालवीया, कलेक्टर शर्मा मौजूद थे।



चिकित्सा संस्थान में जन्म लेने वाले शिशुओं को अदानी की ओर से दिए जाएंगे बेबी किट

बारों. जिले में सरकारी चिकित्सा संस्थान में जन्म लेने वाले शिशुओं को बेटी किट दिए जाएंगे। इसके लिए अदानी फाउंडेशन की ओर से पहले चरण में 3 हजार बेबी किट सीएमआर के तहत उपलब्ध करवाए गए हैं। बुधवार को इसका शुभारंभ मिनी सचिवालय सभागार में कलेक्टर इन्द्र सिंह राव ने किया। इस दौरान शिशुओं के लिए तैयार करवाए गए बेबी किट का वितरण के लिए कलेक्टर कार्यालय कक्ष में शुभारंभ किया गया। इस दौरान अदानी प्लॉट हेड अरिंदम चटर्जी ने बताया कि नवजात शिशुओं के लिए 3 हजार बेबी किट चिकित्सा एवं स्वास्थ्य विभाग को सौंप गए हैं। ये बेबी किट जिले में विभिन्न डिस्ट्रिक्ट प्वाइंट पर शिशु के जन्म के साथ ही दिए जाएंगे। बेबी किट में नवजात शिशु के लिए बिछौना, नेपी, झबला, टोपी ओढ़ाने के लिए छोटा टखेल आदि शामिल हैं। इस दौरान सीएमआरओ डॉ. संपतराज नागर, डीपीएम दिलीप बिहारीलाल घोषा, डीपीएम हेड शर्मा, अदानी के सीएमआर हेड गोपाल देवड़ा, अदानी के स्वास्थ्य कार्यक्रम अधिकारी दीपक मालवीय मौजूद थे।



बच्चे भोजन को जरूरतमंदों को बांटेंगे

गऊघाट. क्षेत्रके चौथा गांव के आंगनबाड़ी केन्द्र में बुधवार को विश्व खाद्य दिवस पर संगोष्ठी का आयोजन हुआ। जिसमें आंगनबाड़ी कार्यकर्ता विनीता गौतम, अदानी पॉवर प्लॉट की संगीनी बृजेश गौतम ने सभी को खान पान के बारे में विशेष जानकारी दी। संगोष्ठी में गांव की महिलाओं व बालिकाओं कभी भी भोजन को नष्ट नहीं करने, शादी सहित अन्य आयोजनों में बच्चे भोजन को जरूरतमंदों में बांटने व किसी को भूखा नहीं सोने देने की शपथ दिलाई। इसके अलावा जैविक कृषि को बढ़ावा देने के बारे में भी बताया।



वरिष्ठ नागरिक दिवस मनाया

अदानी फाउंडेशन कवाई के निर्देश पर फाउंडेशन के दीपक द्वारा मंगलवार सायं यहां बाबा रामदेव वृद्ध आश्रम पर वरिष्ठ नागरिक दिवस मनाया गया। बाबा रामदेव वृद्ध आश्रम के अध्यक्ष रामप्रताप राव ने बताया कि फाउंडेशन के हेड गोपाल सिंह देवड़ा, स्टेशन हेड अरिंदम चटर्जी के निर्देश पर फाउंडेशन के दीपक मालवीय, भगवती शर्मा ने वृद्धजनों का स्वागत कर मुंह मीठा कराया। इस मौके पर सभी के स्वास्थ्य की जांच कर दवा दी। आश्रम के संचालक महावीर राव ने फाउंडेशन के अधिकारियों का आभार जताया।

Media Coverage



चिकित्सा शिविर का आयोजन

कवाई। अदानी फाउंडेशन द्वारा राजकीय उच्च माध्यमिक विद्यालय व राजकीय बालिका उच्च माध्यमिक विद्यालय कवाई में स्वास्थ्य जाँच व चिकित्सा शिविर आयोजित किया गया। अदानी फाउंडेशन के स्वास्थ्य अधिकारी दीपक मालवीय ने बताया की अदानी फाउंडेशन हेड श्री गोपाल सिंह देवड़ा के निर्देश पर अदानी फाउंडेशन द्वार हेल्प ऐज इंडिया चिकित्सा टीम द्वारा दोनो विद्यालयो के कक्षा 6 से 12 तक के छात्र छात्राओं का स्वास्थ्य परीक्षण कर दवाईयां वितरित की गयी तथा साथ ही डॉ. राजेश गुजर द्वारा बालिकाओ को खून की कमी, स्वास्थ्य देखभाल व खानपान के बारे में जागरूकता प्रदान की गयी। शिविर में विद्यालय के अध्यापको व हेल्प ऐज इंडिया के भगवती शर्मा, हरिओम ने अपनी सेवाएं दी। विद्यालय परिवार द्वारा इस कार्य हेतु अदानी फाउंडेशन व चिकित्सा टीम का आभार प्रकट किया गया। फाउंडेशन हेड गोपाल सिंह देवड़ा ने बताया की प्लांट हेड श्री अरिन्दम चटर्जी के निर्देशानुसार मौसमी बीमारियों को देखते हुए क्षेत्र के राजकीय विद्यालयों में चिकित्सा शिविर आयोजित किये जा रहे हैं जिससे बालक बालिकाओ को विद्यालय समय में ही स्वास्थ्य लाभ प्राप्त हो सके तथा वे स्वास्थ्य रहे।



प्रदीप कुमार शर्मा
अटर्क • 05 November 2019 23:11 PM

Circle: Local News & Videos
गूगल प्लेस्टोर से डाउनलोड करें

अडानी का उड़ान कार्यक्रम

अडानी पावर प्लांट के उड़ान कार्यक्रम अन्तर्गत अटर्क के विवेकानंद मोडल विद्यालय के छात्र छात्राओं का एक दल बस द्वारा प्लांट के लिए रवाना हुआ। प्लांट से विवेक शर्मा व जयदीप ने बताया कि उक्त छात्रों के दल ने प्लांट संचालन की तकनीकी को बारीकी से समझा।



प्रदीप कुमार शर्मा
अटर्क • 30 November 2019 18:11 PM

Circle: Local News & Videos
गूगल प्लेस्टोर से डाउनलोड करें

कवाई में लगाया चिकित्सा शिविर

अदानी फाउंडेशन, चिकित्सा एवं स्वास्थ्य विभाग, हेल्प ऐज इंडिया एवं ग्राम पंचायत कवाई के संयुक्त तत्वावधान में स्वास्थ्य जांच एवं चिकित्सा शिविर का आयोजन किया गया। अदानी फाउंडेशन के स्वास्थ्य अधिकारी दीपक मालवीय ने बताया कि प्लांट हेड श्री अरिन्दम चटर्जी एवं अदानी फाउंडेशन हेड श्री गोपाल सिंह देवड़ा के निर्देश पर ग्राम पंचायत कवाई में निःशुल्क स्वास्थ्य जांच व चिकित्सा शिविर आयोजित किया।

कृत्रिम गर्भाधान, बागवानी एवं सब्जी की खेती के बारे में दी जानकारी

अदानी फाउंडेशन की ओर से किसानों की कार्यशाला

संदेश न्यूज। कोटा। अदानी फाउंडेशन, कवाई के कृषि क्षेत्र का कार्यक्रम के तहत एक दिवसीय कार्यशाला का आयोजन करतुए, हनुमान मंदिर पर किया गया। इस कार्यशाला के मुख्य अतिथि उपनिदेशक-कृषि-बटा। यशोरा कुमार शर्मा, संयुक्त निदेशक धनुषाधन-बाग। इंचिननम मोगा, पशुआफिसा अधिकारी- अटर्क व कवाई, विशिष्ट अधिकारी अदानी पावर राजस्थान लिमिटेड, कवाई से स्टेशन हेड अरिंदम चटर्जी, अवरिंम एवं वेडिनैत हेड नैनिन पाटक, वेडिनैत हेड प्रमोद कुमार चक्रवर्ती रहे। इस एक दिवसीय कार्यशाला में किसान भाइयों को उन्नत कृषि एवं अच्छे उत्पादों के पशुपालन करने के फायदे के बारे में विस्तृत में बताया गया। अदानी के द्वारा चलाए जा रहे कृत्रिम गर्भाधान, बागवानी एवं सब्जी की खेती के प्रोग्राम के बारे में जानकारी दी गई। इस कार्यशाला में 29 गांवों के 200 किसानों ने भाग लिया एवं अदानी फाउंडेशन के द्वारा किसानों को अच्छे उत्पाद का सर्वोत्तम एवं बरसोस का बीज वितरित किया गया, जिससे किसानों की आमदनी में बढ़ोतरी होगी।

इस कार्यशाला में अदानी फाउंडेशन के सोएसआर हेड गोपाल सिंह देवड़ा, रामशरण चौधरी, जयदीप चारण, मुकेश सुखार, दीपक मालवीय, योगेंद्र सिंह, मनोम नंदवान, विवेक शर्मा एवं सुनील ने कार्यशाला के सफल बनाने में सहयोग किया।

कुंजेड में 725 रोगियों के स्वास्थ्य की जांच

अटर्क. अडानी फाउण्डेशन, हेल्प ऐज इण्डिया एवं ग्राम पंचायत कुंजेड के संयुक्त तत्वावधान में शनिवार को स्वास्थ्य जांच एवं चिकित्सा शिविर लगाया गया। अडानी फाउण्डेशन के स्वास्थ्य जांच अधिकारी दीपक मालवीय ने बताया कि प्लांट हेड अरिन्दम चटर्जी, फाउण्डेशन के हेड गोपाल सिंह देवड़ा के निर्देश पर ग्राम पंचायत कुंजेड में लगाए गए निःशुल्क चिकित्सा शिविर में महिला रोग विशेषज्ञ, बाल रोग विशेषज्ञ, चर्म रोग, नेत्र रोग एवं सामान्य रोग विशेषज्ञ ने स्वास्थ्य सेवाएं प्रदान कीं। शिविर का शुभारंभ कुंजेड के सरपंच प्रशान्त पाटनी ने किया। चिकित्सा शिविर में 148 किशोरी बालिकाओं का हीमोग्लोबिन जांच कर वजन, लंबाई भी किया गया व ऑयसन की गोतियां दी गईं। शिविर में 725 रोगियों को लाभान्वित किया गया। इस अवसर पर पुष्कर सुधार, विवेक शर्मा मनीष नंदवाना, शिल्पा गौतम, बृजेश गौतम, जितेंद्र शर्मा, अंजली यादव, भगवती शर्मा, हरिओम, रमेश मालव ने सहयोग प्रदान किया।

Media Coverage

अदाणी चैलेंज कप क्रिकेट प्रतियोगिता शुरू

सिटी स्पॉट्स: विजेता को 20 तथा उपविजेता को मिलेंगे 10 हजार रूपए

छवड़ा कस्बे में स्थित सैनिक स्कूल के खेल मैदान में बुधवार को मां दुर्गा मंडल सालपुरा स्टेडियम को ओर से कवाई सालपुरा अदाणी चैलेंज कप क्रिकेट प्रतियोगिता का शुभारंभ किया गया।

आयोजन समिति के रमेश कुमार ने बताया कि मुख्य अतिथि थानाधिकारी रामदेवराय पार्थ एवं अध्यक्षता कर रहे ऐश्वाल समाज के अध्यक्ष भंवरलाल ऐश्वाल ने प्रतियोगिता का शुभारंभ किया। इस मौके पर उन्होंने कहा कि खिलाड़ियों को आपसी भाईचारे के साथ खेल को खेल की भावना से खेलना चाहिए। हार से निराश नहीं होकर

जीत के लिए प्रयत्न करते रहना चाहिए। उद्घाटन मैच में पहले खेलते हुए अमृतखेड़ी टीम ने 12 ओवर में 84 रन बनाए। लक्ष्य का पीछा करते हुए छवड़ा टीम ने 11 ओवर में 85 रन बनाकर जीत दर्ज की।

उपाध्यक्ष हेमंत सिंह ने बताया कि विजेता टीम को कमेंटी की ओर से प्रथम पुरस्कार 20 हजार रूपए एवं अदाणी का दिया जाएगा। उपविजेता टीम को 10 हजार रूपए व कप दिया जाएगा।



निःशुल्क स्वास्थ्य जांच शिविर शिविर में 694 लोगों के स्वास्थ्य की जांच

पूरलबड़ीचा ग्राम में आयोजित शिविर में पञ्जीयन करवाले ग्रामवासी।

कवाई, निक्टवर्षी फूलखेड़ीचा गांव में शनिवार को अदाणी फाउंडेशन निक्टवसा एवं स्वास्थ्य विभाग द्वारा, हेल्प ऐज इन्डिया के संयुक्त तत्वावधान में निःशुल्क स्वास्थ्य जांच एवं चिकित्सा शिविर का आयोजन किया गया। अदाणी फाउंडेशन के स्वास्थ्य अधिकारी व शिविर प्रभारी दीपक मालवीय ने बताया कि राजकीय उच्च माध्यमिक विद्यालय परिसर में आयोजित शिविर में महिला रोग, विश्व रोग, अमं रोग, नेत्र रोग एवं सामान्य रोग विशेषज्ञों द्वारा रोगियों के स्वास्थ्य की जांच की गई। शिविर में ब्लड शुगर, हाइपरटेन्शन व मोसौरिया की भी जांच हुई। इसके पहले शिविर का शुभारंभ वरिष्ठ सैनिकता महिला रोग विशेषज्ञ डॉ. सुमित्रा शर्मा, अदानी फाउंडेशन हेड, अभ्यासक किशन भारद्वाज व भागीरथ द्वारा किया गया। शिविर में किशोरी बालिकाओं व महिलाओं का सुपोषण सर्गिनिया द्वारा सोमोग्लोबिन जांच व वजन किया गया साथ ही आंतरिक की गोलियां भी गईं। शिविर में कुल 694 लोगों की जांच कर निःशुल्क स्वास्थ्य जांच की गई। शिविर में अदाणी फाउंडेशन से जयदीप चारण, रामचरण चौधरी, पुष्कर सुभार, मनीष नदवाना, सुपोषण सर्गिनी सीमा, फैलाश भाई, प्रकाश कुशवाह, टीना, हेल्प ऐज इन्डिया की भाग्यवी शर्मा, हरिओम पंडेज गालव सहित आमवासी स्वगत व ग्रामीणों ने सहयोग प्रदान किया।



समाजोपयोगी उत्पादकता शिविर का समापन

छवड़ा. उड़ान कार्यक्रम में भाग लेते खोपर स्कूल के विद्यार्थी।

छवड़ा। खोपर स्थित उच्च माध्यमिक स्कूल में पांच दिवसीय समाजोपयोगी उत्पादकता शिविर का बुधवार को समापन हुआ। अंतिम दिन अदाणी पावर प्लांट का भ्रमण कर बच्चों को तापीय विद्युत संयंत्र के बारे में जानकारी दी गई। शिविर के दौरान स्कूल की साफ-सफाई की गई। विद्यार्थियों के दल बनाकर व्याख्याता दिनेश नागर, शिवचरण मीणा, घनश्याम भार्गव ने कई प्रतियोगिताएं करवाईं शिक्षक विमल यादव, निर्मला मित्तल के निर्देशन में कई दलों ने व्यंजन बनाए। समापन दिवस पर अदाणी पावर प्लांट का शैक्षणिक भ्रमण किया। जिसमें 65 विद्यार्थियों और प्रधानाचार्य बाबूलाल मीणा, व्याख्याता राजेंद्र धाकड़, फंजज गालव, श्यामबाबू अहीर, गिरजेश गालव एवं उड़ान कार्यक्रम प्रभारी जयदीप चारण, विवेक शर्मा शामिल थे।



निःशुल्क स्वास्थ्य जाँच शिविर आयोजित

लोगों को जाँच कर निःशुल्क स्वास्थ्य वितरित की गयी।

फाउंडेशन हेड गोपाल देवड़ा ने बताया कि वजनमान में वही लोग बीमारियों को देखते हुए शिविर लगाना गया है जिससे ग्रामीणों को तहत मिले लाभ ही एक ही स्थान पर ही विभिन्न विशेष चिकित्सकों को प्रवेश प्राप्त हो सके।

शिविर में अदाणी फाउंडेशन से जयदीप चारण, रामचरण चौधरी, पुष्कर सुभार, मनीष नदवाना एवं सुपोषण सर्गिनी सीमा, फैलाश भाई, वरंश कुशवाह व टीना तथा हेल्प ऐज इन्डिया से भाग्यवी शर्मा, हरिओम, पंडेज गालव, रमेश गालव, आंणवबाड़ी स्टाय व ग्रामीणों ने सहयोग प्रदान किया।

महाशिवपुराण कथा एवं ज्ञान यज्ञ का आयोजन

कवाई। कस्बे में 5 जनवरी 2020 से महाशिवपुराण कथा एवं ज्ञान यज्ञ का विवाह आयोजन किया जा रहा है। समाज के भारती नाम ने बताया कि महाशिवपुराण कथा एवं ज्ञान यज्ञ का विवाह आयोजन 5 जनवरी 2020 से 11 जनवरी 2020 तक शैलेश श्री 1008 वाघा पैप नाथ जी सालपुरा वाले की 108 वाघा श्रौं नाथ जी कवाई महाशिवपुराण कथा के साक्षिण्य में एवं समाज ग्राम बाहिरांग के साक्षिण्य में आयोजन किया जा रहा है कवाई सैनिकता सेनेटरी स्कूल के खेल मैदान में कथा का समय प्रातः 11:00 से साँच 4:30 बजे तक होगा।



मानव कल्याण सेवा समिति का आयोजन

महिलाओं व बुजुर्गों को कंबल वितरित

मांगरोल. मानव कल्याण सेवा समिति के कार्यकर्ताओं ने शनिवार को महिलाओं व बुजुर्गों को कंबलों का वितरण किया। रामगढ़ रोड स्थित श्रीगोवर्धनजी गोपाल गौशाला परिसर में आयोजित कार्यक्रम में मुख्य अतिथि प्रद्वर कोशल, सीआई उमेश मेनारिया व पब्लिकरिलक्ष कोशल सुमन की मौजूदगी में जरूरतमंद लोगों को कंबलों का वितरण किया व गरीबों को भोजन कराया गया। इस मौके पर पवन गालव का वितरेय योगदान के लिए सम्मान किया। कार्यक्रम में समिति के अध्यक्ष छीतर सुमन, महामंत्री संजय गालव, संयोजक हरिनंदकर पाटीक, उपाध्यक्ष मूलवंद मीणा, मुकुट यादव, रोहित मीणा, सहित अन्य कार्यकर्ता उपस्थित थे।

कवाई। निक्टवर्षी कोलुखेड़ा गांव में सोमवार को श्रीगालव समाज

विकास सेवा समिति द्वारा स्कूल के विद्यार्थियों को स्वेटर वितरण किए गए। ओम चौपड़ा ने बताया कि मां बाड़ी शिक्षा केन्द्र विद्यालय के करीब तीन दर्जन बच्चों को समिति द्वारा स्वेटर का वितरण किया गया। इस अवसर पर समिति के कोलुखेड़ा अध्यक्ष नरेंद्र गालव, भंवर लाल गालव, समाज के एक दर्जन सदस्य उपस्थित रहे। अदरक. अदाणी पावर प्लांट द्वारा सोमवार को बाबा रामदेव अग्राम में 25 युद्धजनों को कंबलों का वितरण किया गया। प्लांट के महेशा माहेश्वरी ने बताया कि फंजज बाबकर, संजय बेरवाल, सुनील गर्ग, विकास व्यास, जैलेन्द शुक्ला, मो रिजवान मिर्जा आदि मौजूद थे।



श्रीफ न्यूज

कम्प्यूटर प्रशिक्षण के सर्टिफिकेट वितरित

अदरक. जवाहर नवीन्य विद्यालय में शनिवार को अदाणी फाउंडेशन द्वारा विद्यालय में संचालित एक माह के कम्प्यूटर प्रशिक्षण के सर्टिफिकेट वितरण किए। नवीन्य विद्यालय के प्राचार्य रामकिश बौरवा ने बताया कि अदाणी वॉरियर केन्द्र के माध्यम से पिछले वर्ष कक्षा 9 से 12 तक के 94 विद्यार्थियों को एक माह का कम्प्यूटर प्रशिक्षण दिया गया था। इस वर्ष भी यह कार्य करवाया जा रहा है। समाज में गत वर्ष के विद्यार्थियों को सर्टिफिकेट दिए गए। बौरवा ने अदाणी फाउंडेशन का आभार प्रकट किया है। वहीं फाउंडेशन के हेड गोपाल सिंह देवड़ा ने कहा कि इसके माध्यम से शिक्षा के साथ-साथ छात्र-छात्राई कम्प्यूटर शिक्षा प्राप्त करके आगे बढ़ते हैं। कार्यक्रम में फाउंडेशन के दीपक मालवीय, प्राचार्य रामकिश बौरवा, सुनील गौतम आदि मौजूद थे।



अदाणी फाउंडेशन ने वृद्धाश्रम में बांटे 25 कंबल

वृद्धाश्रम में 25 कंबल वितरित किए गए।

सोमवार हेड गोपालदेव देवड़ा ने बताया कि अदाणी फाउंडेशन के महेशा माहेश्वरी की मौजूदगी में अतिरिक्त विद्यार्थियों को और से वृद्धाश्रम में 25 कंबल वितरित किए गए। अदाणी फाउंडेशन के पुष्कर सुभार ने बताया कि शैलेश भाबकर के वरदान अतिरिक्त पाए गए कंबलों वितरित कार्यक्रम के तहत अतिरिक्त विद्यार्थियों के महेशा माहेश्वरी, प्रकाश कुशवाह, मंगल देवदान, सुदीप नाई, विकास व्यास, रोहित शुक्ला, सोमदेव विकास मिर्जा, दीपक भाई, जैलन पांडे, चंदनकर सिंह, गौतम गौरी, अमृत गुण, जयंत कुलकर्णी, जयंत कुलकर्णी, विवेक गौरी, जैलन अहिर, दिग्विजय गुण, व सोमदेव मीनत विकास, कथा कथा एवं बच्चों और उमेश सुमन ने कंबलों का वितरण किया।

वृद्धाश्रम में 25 कंबल वितरित करने के दौरान अदाणी फाउंडेशन के अध्यक्ष दिनेश नागर, शिवचरण मीणा, घनश्याम भार्गव ने वृद्धाश्रम में शिविर करवाया है। शिविर में वृद्धों को जांच करवाया गया है। शिविर में अदाणी फाउंडेशन से जयदीप चारण, रामचरण चौधरी, पुष्कर सुभार, मनीष नदवाना एवं सुपोषण सर्गिनी सीमा, फैलाश भाई, वरंश कुशवाह व टीना तथा हेल्प ऐज इन्डिया से भाग्यवी शर्मा, हरिओम, पंडेज गालव, रमेश गालव, आंणवबाड़ी स्टाय व ग्रामीणों ने सहयोग प्रदान किया।


वृद्धाश्रम में 25 कंबल वितरित करने के दौरान अदाणी फाउंडेशन के अध्यक्ष दिनेश नागर, शिवचरण मीणा, घनश्याम भार्गव ने वृद्धाश्रम में शिविर करवाया है। शिविर में वृद्धों को जांच करवाया गया है। शिविर में अदाणी फाउंडेशन से जयदीप चारण, रामचरण चौधरी, पुष्कर सुभार, मनीष नदवाना एवं सुपोषण सर्गिनी सीमा, फैलाश भाई, वरंश कुशवाह व टीना तथा हेल्प ऐज इन्डिया से भाग्यवी शर्मा, हरिओम, पंडेज गालव, रमेश गालव, आंणवबाड़ी स्टाय व ग्रामीणों ने सहयोग प्रदान किया।



adani

Growth
with
Goodness

Thank You



Expenditure for Environmental Protection & CSR		
(Fig. in Rs. Lakhs)		
Sr. No.	Particular	Expenditure from Apr-19 to Mar-20
1.	Rural Development/CER/CSR Activities	281.0
2.	Green belt Development (Horticulture)	94.82
3.	Legal, Consent fees	80.26
4.	Third party monitoring and Equipment & Instruments maintenance, Communication cost.	9.99
5.	Insurance, training and external environmental management	0.71
Total		466.78