



Power

Ref: APL/APML/EMD/MOEF/EC/212/05/23

Date: 24/05/2023

To,
Additional Principal Chief Conservator of Forest
Ministry of Environment, Forest & Climate Change
Regional Office (WCZ), Ground Floor, East Wing,
New Secretariat Building, Civil Line,
Nagpur-440001 (MH).

Sub: Six Monthly Compliance Status report of Environmental Clearance of Tiroda Thermal Power Plant for Phase- I & II along with Environmental Monitoring reports- Reg.

Ref: Environmental Clearance letter J 13011/4/2008-IA.II (T) dated 29.05.2008 & EC Amendment letter no. J-13011/4/2008 -IA II (T) dated: 21/03/2012.
Letter No. J-13012/81/2008-1A-II (T) dated - 22.04.2010 & EC Amendment Letter no. J-13012/81/2008 - IA II (T) dated: 30/03/2012 & 13/03/2014. EC Transfer from Adani Power Maharashtra Ltd. to Adani Power Ltd. dated 24.04.2023.

Dear Sir,

With reference to above subject, please find enclosed herewith Six-Monthly Environmental Clearance (EC) compliance status report along with environmental monitoring results like Ambient Air Quality, Stack Emission, Water Quality, Noise level, Soil, CAAQM, CEMS data, Met data, Green belt development and CSR reports etc. for the period of **October'2022 to March'2023** in soft (**e-mail**).

This is for your kind information & record please.

Thanking you

Yours faithfully,
for Adani Power Limited

(Santosh Kumar Singh)
Head - AESG

Encl: **As above**

CC: Member Secretary
Central Pollution control Board
Parivesh Bhavan, East Arjun Nagar
Kendriya Paryavaran Bhawan
New Delhi- 110 032.

The Regional Officer,
Maharashtra Pollution Control Board
Regional Office, 5th Floor
Udyog Bhawan, Civil Lines, Nagpur - 440001

Member Secretary,
Maharashtra Pollution Control Board
Kalpataru Point, 2nd - 4th floor, **Mumbai-22**

**COMPLIANCE STATUS REPORT
OF
ENVIRONMENTAL CLEARANCE (EC)**

**3300 (5x660) MW TIRODA THERMAL POWER
PLANT PHASE - I & II**

At

**TIRORA, DISTRICT GONDIA
MAHARASHTRA**

Submitted to:

**Integrated Regional Office, Nagpur
Ministry of Environment, Forest & Climate Change,
Central Pollution Control Board, New Delhi &
Maharashtra Pollution Control Board, Mumbai and
Regional office, Nagpur**

adani

Submitted By:

**Environment Management Department
Adani Power Limited**

**Plot NO: A -1, Tirora Growth Centre
MIDC, Tirora, Gondia - 441911 (M.H)**

PERIOD: October'2022 - March'2023

CONTENT

Sr. No.	Title	Annexures
1	Introduction	
2	Compliance status of Environment Clearances (EC)	
List of Annexures		
3	Copy of Transferred Environment Clearance (EC) from Adani power Maharashtra Limited (APML) to Adani Power Limited (APL)	Annexure - A
4	Environmental Monitoring Report (Third Party) From October'2022 - March'2023 <ul style="list-style-type: none"> • Micro Meteorology data • Ambient Air Quality Report • Stack Emission Report • Water Quality Report • Piezometer well analysis report • Water Level Monitoring • Noise Level Monitoring Report 	Annexure - I
5	Environmental Monitoring Report (In -House) From October'2022 - March'2023 <ul style="list-style-type: none"> • Ambient Air Quality Report • Stack Emission Report • Waste-Water Analysis Report • Noise Level Monitoring Report 	Annexure - II
6	Online Continuous Ambient Air Quality Monitoring (CAAQMS) Results (October'2022 - March'23)	Annexure - III
7	Online Continuous Emission Monitoring System (CEMS) Results (October'2022 - March'23)	Annexure - IV
8	Fly Ash Generation & Utilisation data and Effort to Achieve 100% Ash Utilization	Annexure - V
9	Details of Rainwater Harvesting & Structures	Annexure - VI
10	Green Belt/Plantation Details	Annexure - VII
11	Ash Analysis Report	Annexure - VIII
12	Progress Report of Corporate Social Responsibility (CSR)	Annexure - IX
13	Skill Development - Training and Placement details	Annexure - X

1.0 Introduction

Tiroda Thermal Power Plant of Adani Power Limited has established 3300 (5x660) MW Coal-based Thermal Power Plant at Tiroda, District Gondia in Maharashtra in two phases as below:

Phase I: 2 x 660 MW

Phase II: 3 x 660 MW

The plant site is located at Tiroda Growth Centre of MIDC (Maharashtra Industrial Development Corporation) developed area near Tiroda, District Gondia in Maharashtra. The Villages, Gumadhawra, Khairbodi, Chikhali, Churdi, Bhiwapur, Kachewani and Mendipur, surround the site. The power plant is based on supercritical, energy efficient & environment friendly technology.

Tiroda Thermal Power Plant has been granted Environmental Clearances from Ministry of Environment & Forest, Consent to Establish & Consent to Operate from Maharashtra Pollution Control Board for phase I & II (Unit 1, 2, 3, 4 & 5).

The Hon'ble NCLT vide its order dated 08.02.2023 sanctioning the scheme of amalgamation of Adani power Maharashtra Limited with Adani Power Limited. Subsequently, Environment Clearance for Phase I & II were transferred from Adani Power Maharashtra Limited to Adani Power Limited vide F.No. J-13012/81/2008-IA.II (T) dated; 24th April, 2023. In compliance of statutory requirements, environmental quality monitoring is being done regularly at locations suggested by Sub- Regional Officer, MPCB, Bhandara. Also, three nos. of Continuous Ambient Air Quality Monitoring System have been established in three different locations inside the plant boundary as per wind rose and suggested by SRO, MPCB Bhandara. Also, 3rd party lab (M/s Enviro Analyst & Engineers Pvt. Ltd, Mumbai) carried out environmental monitoring & analysis for the power plant.

Point wise compliance status of Environmental Clearance for Phase - I & II is furnished herewith.

Compliance status on Environmental Clearance

Phase-I: (2x660 MW) Tiroda Thermal Power Plant

Vide Letter No. J-13011/4/2008-1A-II (T) DATED 29.05.2008 &
Subsequent amendment vide Letter no. J-13011/4/2008-1A-II (T) DATED 21.03.2012 & EC
Transferred EC from APML to APL on dated 24.04.2023.

Sr. No.	Conditions	Compliance Status
(i)	The total land requirement for the project shall be restricted to 210 ha.	Complied. The project has undergone expansion. The total area has changed and the same has been approved by MoEF&CC. The total area required for all two phases are 565.84 ha.
(ii)	Sulphur and ash content in the coal to be used in the project shall not exceed 0.5 % and 29.57 % respectively.	Being Complied. Environmental Clearance amended vide No. J-13011/4/2008-1A-II (T) date 21.03.2012. The annual average Sulphur & ash contents are 0.44% and 31.97 % respectively.
(iii)	A bi-flue stack of 275 m height shall be provided with continuous online monitoring equipment's for SO _x , NO _x and Particulate matter. Exit velocity of flue gases shall not be less than 22 m/sec.	Bi-flue Stack containing two flues of phase-I of 275 meters is installed with On-line monitoring equipment for SO ₂ , NO _x & PM. Exit velocity of flue gas is more than 22m/sec.
(iv)	High efficiency Electrostatic Precipitator (ESPs) shall be installed to ensure that particulate emission does not exceed 50 mg/Nm ³ .	Highly efficient Electro-Static Precipitators (ESPs) with designed efficiency of 99.97% have been installed for each boiler to meet particulate emission less than 50 mg/Nm ³ . Monitoring report is enclosed as Annexure – I & II.
(v)	Space provision shall be kept for retrofitting of FGD, if required at a later date.	Noted. Space for installation of FGDs have been provided since construction stage. As per MoEFCC' Notification dated 05.09.2022, Tiroda TPP is falling under Category "C" Non-retiring TPP & the timelines for compliance of SO ₂ emission is up to December 2026. Accordingly, the work is under progress & shall be completed within the schedule.
(vi)	Adequate dust extraction system such as cyclones /bag filters and water spray system in dusty areas such as in coal handling and ash handling points, transfer areas and other vulnerable dusty areas shall be provided.	Adequate air pollution control measures such as dust extraction system (bag filters followed by Cyclone) in the coal crusher and coal conveying transfer points (JNTs). Rain gun type dust suppression system in coal yard and dry fog type dust suppression system in belt conveyor have been provided.
(vii)	Fly ash shall be collected in dry form and storage facility (silos) shall be provided and its utilization to the maximum extant shall be ensured. 100% fly ash utilization shall be ensured from 5 th year onward. Unutilized fly ash shall be disposed-off in the ash pond in the form of High Concentrated Slurry and the bottom ash in conventional slurry mode.	Complied. 6 Nos of silos have been established for collection of dry fly ash for end users. Rly. Rake/bulkers loading facility developed under the silos for bulk ash dispatch to users such as cement manufacturing industries. Please Refer Annexure – V enclosed for detail of ash utilization & effort made to maximize ash utilization.
(viii)	Ash pond shall be lined with HDPE lining. Adequate safety measures shall also be	Being complied. Well design ash dyke with LDPE lining has been

	implemented to protect the ash dyke from getting breached. Guard drains shall be provided all along the periphery of the ash dyke to avoid contamination of soil and surface water in case of run-off.	established as per the guidelines of MoEFCC, & CPCB. Adequate safety measures have been taken for any unforeseen incidents. Guard drains & guard pond established.
(ix)	Water requirement shall not exceed 36 MCM/year. No ground water shall be extracted for this power project including during construction phase.	Complied. Water withdrawal from the River well within against the allocation of 70MCM for both phases during 2022-23. Comprehensive water audit has been conducted by "Academy of Water Technology & Environment Management" Kolkata in technical collaboration Indian Institute of Social Welfare & Business Management, Kolkata. The average Specific water consumption is 2.21 m ³ /MWh during reporting period October'2022 to March'2023 and Annual average Specific water consumption is 2.34 m ³ /MWh during FY 2022-23 (April'2022 to March'2023).
(x)	Closed cycle cooling system with cooling towers shall be provided. Cycle of concentration (COC) of at least 5.5 shall be adopted and the effluents treated as per the prescribed norms.	Being complied. The annual average CoC is 5.72 during the period.
(xi)	The treated effluents confirming to the prescribed standards shall be re-circulated and reused within the plant. There shall be no discharge outside the plant boundary except during monsoon for storm water. Arrangements shall be made that effluents and storm water do not get mixed.	All the effluent treated adequately & treated water is being reused within the plant. The concept of "Zero Liquid Discharge" implemented except during monsoon period. Separate drainage network established for storm water.
(xii)	A sewage treatment plant shall be provided, and the treated sewage shall be used for raising green belt/plantation.	2x120 KL/D of Sewage Treatment Plants have been installed and is under operational. Treated water being reused in green belt development
(xiii)	Rainwater harvesting should be adopted. Central Ground water Authority / Board shall be consulted for finalization of appropriate rainwater harvesting technology within a period of three months from the date of clearance and details shall be furnished.	Rainwater Harvesting study was carried out & report submitted to Regional Director, Central Ground Water Board, Nagpur & Member Secretary-Central Ground Water Authority, New Delhi. We have constructed 03 Nos. of rainwater harvesting structures having capacity 12m ³ and 01 rainwater harvesting pond of capacity 394m ³ within plant to store the rainwater for further uses. Around 957.57m ³ of rainwater has been harvested in the FY 2022-23 (April'2022 to March'2023). Rain water harvesting details enclosed as Annexure - VI.
(xiv)	Adequate safety measures shall be provided in the plant area to check/minimize spontaneous fires in coal yard, especially during summer season. Details of these measures along with location plant layout shall be submitted to Ministry as well as to the regional Office of the Ministry at Bhopal.	Adequate safety Control measures have been implemented to take preventive control measures. Fire hydrant and rain gun type water sprinklers installed in the coal yard. Details of control measures along with locations in the plant layout already submitted.
(xv)	Storage facilities for liquid fuel such as LDO to be used as auxiliary fuel in the project shall be made in the plant area where risk is minimum to the storage facilities. Adequate	Adequate storage & handling practices of LDO implemented as approved by Chief Controller of Explosive, Nagpur. Presently Low Sulphur

	assessment of risk management shall be made in the Disaster management Plan for the same. Mock drills shall be conducted regularly as plan. Necessary clearance as may be applicable to such storage under HSM Rules shall be obtained.	containing LDO being used. Disaster Management Plan and On-site Emergency Plan have been prepared. Mock drills are being conducted periodically to check effectiveness of control measures & preparedness of response team.
(xvi)	Regular monitoring of ground water in and around the ash pond area shall be carried out, records maintained, and periodic reports shall be furnished to the Regional Office of this Ministry.	Regular monitoring of ground water carried out around ash pond area. Monitoring results are being submitted to Regional Officer, MoEF&CC and MPCB regularly. Monitoring report enclosed as Annexure - I.
(xvii)	A green belt of adequate width and density shall be developed around the plant periphery covering at least 69.64 ha of project area preferably with local species.	Complied, Green belts with local species have been developed on 258 Ha. of land in around the plant periphery, along the internal roads etc. so far, more than five lacs saplings were planted as on March'23. In addition to the above, around 3,22,194 m ² area also covered under the Green Carpet. An in-house nursery was established to cater our sapling's requirements. The survival rate of trees is maintained more than 90%. Greenbelt details enclosed as Annexure - VII.
(xviii)	A plan for conservation of fauna reported in the study area shall be prepared in consultation with State Forests and Wildlife Department within 3 months and shall be implemented effectively.	Complied. Conservation plan of Fauna in the study area was prepared in consultation with State Forest dept. and submitted to Wildlife warden, Govt. of Maharashtra with compliance report. Biodiversity Policy has been formulated to protect the local Flora & fauna. We are the member of India Business & Biodiversity Initiative (IBBI). Various migratory birds & other species have been observed inside the plant premises. A detailed study on Biodiversity is being carried out by reputed agency.
(xix)	First aid and sanitation arrangements shall be made for the drivers and other contract workers during construction phase.	First Aid and sanitation facility have been provided for the drivers and contract workers during construction phase.
(xx)	Leq. of Noise levels emanating from gas and steam turbines shall be limited to 75 dBA. For people working in the high noise area, requisite personal protective equipment like earplugs/ear-muffs etc. shall be provided. Workers engaged in noisy areas such as steam & gas turbines etc. shall be periodically examined to maintain audiometric record and for treatment for any hearing loss including shifting to non-noisy/less noisy areas.	Necessary actions have been taken care to maintain Ambient Noise levels within 75db(A) during plant operation. The personal protective equipment's have been provided to workers & employees working in noisy areas. Noise level monitoring is being carried out regularly and reports submitted to MoEF&CC, CPCB & MPCB. A complete medical checkup with audiometric test of workers & employees are being carried regularly.
(xxi)	Regular monitoring of ground level concentration of SO ₂ , NO _x , SPM and RSPM shall be carried out in the impact zone and records maintained. If at any stage these levels are found to exceed the prescribed limits, necessary control measures shall be provided immediately. The location of the monitoring stations and frequency of	Complied. Regular monitoring of PM ₁₀ , PM _{2.5} , SO ₂ & NO _x as per the revised NAAQS-2009. Monitoring reports are being submitted to the MPCB monthly. Ground level concentrations of specified parameters are well within the limits. Monitoring stations have been established in consultation with the MPCB.

	monitoring shall be decided in consultation with SPCB. Periodic reports (six monthly) shall be submitted to the Regional Office of this Ministry.	Please refer Annexure –I & II.
(xxii)	The project proponent shall advertise in at least two local newspapers widely circulated in the region around the project, one of which shall be in the vernacular language of the locality concerned within seven days from the date of this clearance letter, informing that the project has been accorded environmental clearance and copies of clearance letter are available with the State Pollution Control Board/ Committee and may also be seen at Website of the Ministry of Environment and Forests at http://envfor.nic.in .	Complied. Copy of the same already submitted to your good office.
(xxiii)	A separate environment management cell with qualified staff shall be set up for implementation of the stipulated environmental safeguards.	Environment Management Dept. is in place lead by General Manager & supported by qualified Environment Engineers, Chemist, Horticulturist and Ash utilization team for implementation & compliance of environmental standards. <ul style="list-style-type: none"> • Environmental Management System (Standard - ISO 14001:2015) implemented under Integrated Management System. • NABL Accredited Environmental Laboratory (ISO/IEC 17025:2017) established for monitoring & analysis of Ambient Air quality, Water/ wastewater, Stack emission etc.
(xxiv)	Half yearly report on the status of implementation of the stipulated conditions and environmental safeguards shall be submitted to this Ministry/Regional Office /CPCB/SPCB.	Complied, Six monthly compliance reports are being submitted regularly to MoEF&CC, CPCB & MPCB. The last compliance report was submitted vide our letter No. APML/EMD/MoEF/EC/204/11/22 dated 24.11.2022. Compliance reports are also available on www.adanipower.com .
(xxv)	Regional Office of the Ministry of Environment & Forests located at Bhopal will monitor the implementation of the stipulated conditions. A complete set of documents including Environmental Impact Assessment Report and Environment Management Plan along with the additional information submitted from time to time shall be forwarded to the Regional Office for their use during monitoring.	Complied. EIA & EMP reports have been submitted to regional office of MoEF&CC. Additional information also being submitted as required.

(xxvi)	Separate funds shall be allocated for implementation of environmental protection measures along with item-wise break-up. These cost shall be included as part of the project cost. The funds earmarked for the environment protection measures shall not be diverted for other purposes and year-wise expenditure should be reported to the Ministry.	Separate fund has been already allocated for Environmental Protection. The details of costs incurred for environmental protection measures during the Financial Year 2022-23 including reporting period are as follows: -																																	
		<table border="1"> <thead> <tr> <th data-bbox="831 304 879 365">Sl.</th> <th data-bbox="887 304 1361 365">Particulars</th> <th data-bbox="1369 304 1522 365">Cost (in Lac.)</th> </tr> </thead> <tbody> <tr> <td data-bbox="831 371 879 398">1</td> <td data-bbox="887 371 1361 398">Pollution control equipment O &M</td> <td data-bbox="1369 371 1522 398">733</td> </tr> <tr> <td data-bbox="831 405 879 465">2</td> <td data-bbox="887 405 1361 465">Pollution Monitoring, Study & analysis</td> <td data-bbox="1369 405 1522 465">92</td> </tr> <tr> <td data-bbox="831 472 879 499">3</td> <td data-bbox="887 472 1361 499">Green belt Development</td> <td data-bbox="1369 472 1522 499">272</td> </tr> <tr> <td data-bbox="831 506 879 533">4</td> <td data-bbox="887 506 1361 533">Rural Development/CSR</td> <td data-bbox="1369 506 1522 533">271</td> </tr> <tr> <td data-bbox="831 539 879 566">5</td> <td data-bbox="887 539 1361 566">Legal & consent fees</td> <td data-bbox="1369 539 1522 566">397</td> </tr> <tr> <td data-bbox="831 573 879 600">6</td> <td data-bbox="887 573 1361 600">Training & Awareness</td> <td data-bbox="1369 573 1522 600">4</td> </tr> <tr> <td data-bbox="831 607 879 633">7</td> <td data-bbox="887 607 1361 633">Waste Management</td> <td data-bbox="1369 607 1522 633">9027</td> </tr> <tr> <td data-bbox="831 640 879 701">8</td> <td data-bbox="887 640 1361 701">Establishment of Ash Utilization Research Park</td> <td data-bbox="1369 640 1522 701">184</td> </tr> <tr> <td data-bbox="831 707 879 734">9</td> <td data-bbox="887 707 1361 734">Energy Conservation Initiatives</td> <td data-bbox="1369 707 1522 734">663</td> </tr> <tr> <td colspan="2" data-bbox="831 741 1361 763" style="text-align: right;">Total</td> <td data-bbox="1369 741 1522 763">11643</td> </tr> </tbody> </table>	Sl.	Particulars	Cost (in Lac.)	1	Pollution control equipment O &M	733	2	Pollution Monitoring, Study & analysis	92	3	Green belt Development	272	4	Rural Development/CSR	271	5	Legal & consent fees	397	6	Training & Awareness	4	7	Waste Management	9027	8	Establishment of Ash Utilization Research Park	184	9	Energy Conservation Initiatives	663	Total		11643
Sl.	Particulars	Cost (in Lac.)																																	
1	Pollution control equipment O &M	733																																	
2	Pollution Monitoring, Study & analysis	92																																	
3	Green belt Development	272																																	
4	Rural Development/CSR	271																																	
5	Legal & consent fees	397																																	
6	Training & Awareness	4																																	
7	Waste Management	9027																																	
8	Establishment of Ash Utilization Research Park	184																																	
9	Energy Conservation Initiatives	663																																	
Total		11643																																	
(xxvii)	The project authorities shall inform the Regional Office as well as the Ministry regarding the date of financial closure and final approval of the project by the concerned authorities and the dates of start of land development work and commissioning of plant.	Complied.																																	
(xxviii)	Full cooperation shall be extended to the Scientists/Officers from the Ministry / Regional Office of the Ministry at Bhopal /the CPCB/the SPCB who would be monitoring the compliance of environmental status.	Noted. Full cooperation always extended.																																	
(xxix)	The project proponent shall upload the status of compliance of the conditions stipulated in the environmental clearance issued vide this Ministry's letter of even no. dated 30.03.2007, in its website and uploaded periodically and simultaneously send the same by e-mail to the Regional Office of the Ministry of Environment and Forests.	Complied EC Compliance report is available on company web portal www.adanipower.com . Copy of the same has also been submitted to the regional office of MoEF&CC, CPCB & MPPCB by emails.																																	
(xxx)	Criteria pollutant levels including NOx, RSPM, (PM10 & PM2.5), Sox (from Stack & ambient air) shall be regularly monitored and results displayed in your website and also at the main gate of the power plant.	Complied. Online monitoring data of Ambient air quality including PM ₁₀ , PM _{2.5} , SO ₂ & NO _x . and Stack monitoring of PM, NO _x , SO ₂ . being displayed at main Gate of the Plant.																																	

Compliance Status of Environmental Clearance

Phase- II (3X660) MW Tiroda Thermal Power Plant

Vide Letter No. J-13011/4/2008-1A-II (T) DATED 29.05.2008 &
Subsequent amendment vide Letter no. J-13011/4/2008-1A-II (T) DATED 21.03.2012 &
EC Transfer from APML to APL on dated 24.04.2023.

Sr. No.	Conditions	Compliance Status
(i)	Only one unit of 1x660 MW shall be run on 100% domestic coal for which coal linkage from SECL is available and the other two units of 2x660 MW shall be run purely on imported coal, as per details in Para 2.	MoEF vide letter no. J-13012/81/2008-1A-II (T) dtd. 13.03.2014 has amended the condition for change of source of coal to indigenous Coal from subsidiary companies of "Coal India Limited" in place of Imported coal.
(ii)	Separate stacking arrangement shall be made for indigenous and imported coal.	Not Required as domestic coal being used as per amended EC dated 13.03.2014.
(iii)	In case source of fuel supply is to be changed at a later stage for the 2 x 660 MW the project proponent shall come back to the ministry as the appraisal presently was done based on imported coal for 2 x 660 MW unit.	Complied. Obtained required amendment on 13.03.2014.
A	Water & Waste Water Management	
(iv)	No ground water shall be extracted for use in operation of the power plant even in lean season	Being Complied. We have already obtained permission from Water Resource Department (WRD) Govt. of Maharashtra for withdrawal of 70 MCM water for both phases from Wainganga River. The above quantity is adequate to meet the plant's requirement including lean season. Specific water Consumption is 2.21 m ³ /MWh during reporting period (October'2022 to March'2023) against the notified limit 3.5 m ³ /MWh.
(v)	No water bodies including natural drainage system in the area shall be disturbed due to activities associated with the setting up / operation of the power plant	Complied There is no water body within plant premises.
(vi)	Minimum required environmental flow suggested by the Competent Authority of the State Govt. shall be maintained in the Channel / Rivers (as applicable) even in lean season.	Not Applicable Water allocation is from Dhapewada Irrigation Project constructed and maintained by Vidarbha Irrigation Development Corporation. APML has no role in regulating the water flow downstream.
(vii)	Hydro-geological study of the area shall be reviewed annually and results submitted to the Ministry and concerned agency in the State Govt. In case adverse impact on ground water quality and quantity is observed, immediate mitigating steps to contain any adverse impact on ground water shall be undertaken	Complied, Ground water quality is being monitored in and around the plant premises. Ground water level in nearby villages is also being monitored to know the seasonal fluctuations. CSIR – NEERI, Nagpur engaged to carry out Hydro-geological study & review from 2019 – 2022.
(viii)	Closed cycle cooling system with induced draft cooling towers shall be provided and COC of at least 5.5 shall be adopted.	Complied The annual average CoC is 5.72 during the period.
(ix)	The treated effluent conforming to the prescribed standards only shall be re-circulated and reused within the plant. There	Effluent treatment plant installed within the plant and treated water is being utilize/reuse within the premises to meet "Zero Liquid Discharge". Separate

	shall be no discharge outside the plant boundary except during monsoon. Arrangements shall be made that effluent and storm water do not get mixed.	drains provided for trade effluent & storm water.
(x)	Effluent from the desalination plant shall be first treated in a guard pond before discharged, if applicable.	Not Applicable The desalination plant is not required
(xi)	A sewage treatment plant shall be provided (as applicable) and the treated sewage shall be used for raising greenbelt/plantation.	Complied. Sewage Treatment Plants have been installed and treated water is being reused for green belt development.
(xii)	Rainwater harvesting should be adopted. Central Groundwater Authority/ Board shall be consulted for finalization of appropriate rainwater harvesting technology within a period of three months from the date of clearance and details shall be furnished.	Rainwater Harvesting study carried out & report submitted to Regional Director, Central Ground Water Board, Nagpur & Member Secretary, Central Ground Water Board, New Delhi. We have constructed 3 Nos. of rainwater harvesting structures having capacity 12 m ³ and 01 rainwater harvesting pond of capacity 394 m ³ . Around 957.57 m ³ of rainwater has been harvested in the year 2022-23. Rainwater harvesting details enclosed as Annexure- VI.
(xiii)	Regular monitoring of ground water shall be carried out by establishing a network of existing wells and constructing new piezometers. Monitoring around the ash pond area shall be carried out particularly for heavy metals (Hg, Cr, As, Pb) and records maintained and submitted to the Regional Office of the Ministry. The data so obtained should be compared with the baseline data so as to ensure that the ground water quality is not adversely affected due to the project.	Being Complied. Regular monitoring of ground water quality including heavy metals is being carried out regularly in and around the project area. Piezometric wells are established around the ash pond area. Records are maintained and the same are submitted to Regional Office of the Ministry at Nagpur. Please Refer Annexure - I .
B	Air Pollution Control	
(xiv)	Provision for installation of FGD shall be provided.	Noted. Space for installation of FGDs have been provided since construction stage. As per MoEF&CC' Notification dated 05.09.2022, Tiroda TPP is falling under Category "C" Non-retiring TPP & the timelines for compliance of SO ₂ emission is up to December 2026. Accordingly, the work is under progress & will be installed within the schedule.
(xv)	High Efficiency Electrostatic Precipitator (ESPs) shall be installed to ensure that particulate emission does not exceed 50mg/ Nm ³ .	ESP designed efficiency of 99.97% (ESPs of 10 fields) installed for each boiler to meet permissible norm for particulate emission of less than 50 mg/Nm ³ .
(xvi)	Adequate dust extraction system such as cyclones /bag filters and water spray system in dusty areas such as in coal handling and ash handling points, transfer areas and other vulnerable dusty areas shall be provided.	Complied. Adequate air pollution control measures such as dust extraction system (Cyclone followed by bag filters) in coal crushers and rain gun type dust suppression system in coal yard and dry fog type dust suppression system in the belt conveyor with insertable dust collector at transfer points have been installed to meet particulate matter emission within the norms.

(xvii)	Green Belt consisting of 3 tiers plantations of native species around plant and at least 100 m width shall be raised. Wherever 100 m width is not feasible a 50 m width shall be raised and adequate justification shall be submitted to the ministry. Tree density shall not be less than 2500 per ha with survival rate not less than 70%.	Complied, Green belt with local species has been developed on 258 Ha. of land in around the plant periphery, along the internal roads etc. so far, more than five lacs saplings planted as on March'2023. In addition to above, around 3,22,194 area also covered under Green Carpet. In-house nursery established to cater our saplings requirement. The survival rate of trees is maintained more than 90%. Please Refer Annexure - VII.
(xviii)	Noise level emanating from turbines shall be so controlled such that the noise in the work zone shall be limited to 75dBA. For people working in the high noise area, requisite personal protective equipment like earplugs/ear muffs etc. shall be provided. Workers engaged in noisy areas such as turbine area, air compressor etc. shall be periodically examined to maintain audiometric record and for treatment for any hearing loss including shifting to non noisy/less noisy areas.	Necessary actions have been taken care to maintain ambient noise levels within 75 db(A) during plant operation. The working personals provided with appropriate personal protective equipment and periodic audiometric check-up is being carried out and records are being maintained. The monitoring report is enclosed as Annexure - I & II.
C	Fly Ash Management	
(xix)	Utilization of 100% Fly Ash generated shall be made from 4 th year of operation of the plant. Status of implementation shall be reported to the Regional Office of the Ministry from time to time.	Fly ash is being utilised as per the Fly Ash Notification 2021 and amendments. We have extended facilities to maximise utilisation of ash. Ash generation and utilization Status report has been submitted to CPCB, CEA, MPCB & MoEFCC regularly. Please refer to Annexure- V.
(xx)	Fly ash shall be collected in dry form and storage facility (silos) shall be provided. Unutilized fly ash shall be disposed off in the ash pond in the form of slurry. Mercury and other heavy metals (As, Hg, Cr, Pb etc.) will be monitored in the bottom ash as also in the effluents emanating from the existing ash pond. No ash shall be disposed-off in low lying area.	Complied. 6 Nos of silos has been constructed for collection of dry fly ash for downstream user. Rly. Rake/bulkers loading facility developed under silos for bulk ash dispatched to user - cement making units. Un-utilised ash disposed-off in ash pond through HCS mode. Bottom Ash analysis including heavy metals being done and enclosed as Annexure- VIII.
(xxi)	Ash pond shall be lined with HDP/LDP lining or any other suitable impermeable media such that no leachate takes place at any point of time. Adequate safety measures shall also be implemented to protect the ash dyke from getting breached.	Complied. Well-designed Ash dyke with HDPE lining have been established as per guidelines of MoEF&CC, and CPCB. We have stabilized/reclaimed Ash Dyke no. 2 and developed greenbelt/ plantation as on 31 st March'2023.
(xxii)	For disposal of Bottom Ash in abandoned mines (if proposed to be undertaken) it shall be ensured that the Bottom and sides of the mined-out area are adequately lined with clay before Bottom Ash is filled up. The project proponent shall inform the State Pollution Control Board well in advance before undertaking the activity.	Being Followed. We will inform to Maharashtra Pollution Control Board well in advance. If any scope for.

(xxiii)	Regular monitoring of ground water level shall be carried out by establishing a network of existing wells and constructing new piezometers. Monitoring around the ash pond area shall be carried out particularly for heavy metals (Hg, Cr, As, Pb) and records maintained and submitted to the regional Office of this Ministry. The data so obtained should be compared with the baseline data so as to ensure that the ground water quality is not adversely affected due to the project.	Regular monitoring of ground water quality including heavy metals is being carried out in and around the project area. Piezometric wells are established around the ash pond. Records are maintained and the same being submitted along with compliance report. Please refer Annexure - I . We have engaged CSIR – NEERI, Nagpur to carry out Fly Ash Leachability Study since 2019 up to 2022.
D	Disaster Management	
(xxiv)	Adequate safety measures shall be provided in the plant area to check/minimize spontaneous fires in coal yard, especially during summer season. Copy of these measures with full details along with location plant layout shall be submitted to Ministry as well as to the regional Office of the Ministry.	Adequate safety team with safety control measures is available in the plant site to take preventive control measures. Fire hydrant and rain gun type water sprinklers established in the coal yard. Details of control measures and location within the plant layout has been already submitted to your good office.
(xxv)	Storage facilities for auxiliary liquid fuel such as LDO and / HFO/LSHS shall be made in the plant area in consultation with Department of Explosive, Nagpur. Sulphur content in the liquid fuel will not exceed 0.5%. Disaster management plan shall be prepared to meet any eventuality in case of an accident taking place due to storage of oil.	Adequate storage & handling practices of LDO implemented as approved by Chief Controller of Explosive, Nagpur. Presently Low Sulphur containing LDO being used. Disaster Management Plan and On-site Emergency Plan have been prepared. Mock drills are being conducted periodically to check effectiveness of control measures & preparedness of response team.
E	CSR/RCR Plan	
(xxvi)	A good action plan for R & R (if applicable) with package for the project affected persons be submitted and implemented as per prevalent R&R policy within three months from the date of the issue of this letter.	Approved R&R plan implemented. Indian Institute of Social Welfare and Business Management (IISWBM), Kolkata carried out R&R audit. The study report has been already submitted along with the EC compliance report.
(xxvii)	An amount of Rs. 66.0 Crores shall be earmarked as one-time capital cost for CSR programme. Subsequently a recurring expenditure of Rs. 13.20 Crore per annum shall be earmarked as recurring expenditure for CSR activities. Details of the activities to be undertaken shall be submitted within one month along with road map for implementation.	Under the CSR program Rs. 66.157 Crores has been incurred (including Rs. 2.706 crores during FY 2022-23) under Community Health promotion & facilitation, Sustainable Livelihood, Creating Rural Infrastructure, Promotion of Education, Skilled development etc. During COVID 19 pandemic, supported to civil hospital by supply & installation of Oxygen Plant, others medical material and vaccination drives. CSR Progress report enclosed as Annexure - IX .
(xxviii)	While identifying CSR programme the company shall conduct need-based assessment for the nearby villages to study economic measures with action plan which can help in upliftment of poor section of society. Income generating projects consistent with the traditional skills of the people besides development of fodder farm, fruits bearing orchards, vocational training etc. can form a part of such programme. Company shall provide separate budget for community development activities and	Need Base Assessment Study for CSR programs prepared, and report already submitted to MoEF&CC. Need Base plan implemented in nearby villages including individuals who are economically weak to undertake some economic activity that would help them to achieve sustainable livelihood and financial independence. We have established a Skill Development Center (ASDC) for skill development of SC/ST and marginalized populations from Gondia and

	<p>income generating programmes. This will be in addition to vocational training for individuals imparted to take up self-employment and jobs.</p> <p>In addition, a special scheme for upliftment of SC/ST's and marginalized population in the study area out of CSR programme shall be formulated and submitted to the Ministry within six months along with firm commitment of implementation. The scheme shall have an in - built monitoring mechanism.</p>	<p>Bhandara districts. So far, we have trained 1050 students in which 943 placed for good job. Training on nursing (General Duty Assistance) for old, aged people and severe patient given to 123 girls in which 88 girls have been placed for job. ASDC report is enclosed as Annexure- X.</p>
F	General	
(xxix)	Additional soil for leveling of the proposed site shall be generated within the site (to the extent possible) so that natural drainage system of the area is protected and improved.	<p>Complied</p> <p>No natural drain disturbed due to plant activities.</p>
(xxx)	First aid and sanitation arrangements shall be made for the drivers and other contract workers during construction phase.	First Aid and sanitation facilities were provided for the drivers and contract workers during construction period.
(xxxi)	Provision shall be made for the housing of construction labour within the site with all necessary infrastructure and facilities such as fuel for cooking, mobile toilets, mobile STP, safe drinking water, medical health care, crèche etc. The housing may be in the form of temporary structures to be removed after the completion of the project.	Labour hutments have been established with all required facilities & infrastructure during construction phase.
(xxxii)	The project proponent shall advertise in at least two local newspapers widely circulated in the region around the project, one of which shall be in the vernacular language of the locality concerned within seven days from the date of this clearance letter, informing that the project has been accorded environmental clearance and copies of clearance letter are available with the State Pollution Control Board/Committee and may also be seen at Website of the Ministry of Environment & Forests at http://envfor.nic.in .	<p>Complied.</p> <p>Copy of the same already submitted to your good office with compliance report.</p>
(xxxiii)	A copy of clearance letter shall be sent by the proponent to concern panchayat, Zila parishad/municipal corporation, urban local body and the local NG, if any from whom suggestions/representations, if any received while processing the proposal. The clearance letter shall also be put on the website of the company by the proponent.	<p>Complied.</p> <p>Copy of EC and other required documents have been provided to Zila Parishad & Gram Panchayat.</p>
(xxxiv)	A separate environment management cell with qualified staff shall be setup for implementation of the stipulated safeguards.	<p>A separate Environment Management Dept. is in place lead by General Manager & supported by qualified Env. Engineers, Chemist, Horticulturist and Ash utilization team for implementation of environmental safeguards</p> <p>- Environmental Management System (Standard: ISO 14001:2015) implemented under Integrated</p>

		<p>Management System.</p> <p>- NABL Accredited Env. Laboratory (ISO/IEC 17025 :2017) established to monitor & analyses Ambient Air, quality Water/wastewater, Stack emission etc.</p>
(xxxv)	<p>The proponent shall upload the status of compliance of stipulated EC conditions, including the results of monitoring data on their website and shall update the same periodically. It shall simultaneously be sent to the Regional office of MoEF, the respective zone of CPCB & the SPCB. The criteria pollutant level namely; SPM, RSPM (PM10, PM2.5), SO2 and NOx (ambient level and stack emission) shall be displayed at the convenient location near the main gate of the company in the public domain.</p>	<p>Complied,</p> <p>Six monthly compliance reports are being submitted regularly to MoEF&CC, CPCB & MPCB. The last compliance report was submitted vide our letter No. APML/EMD/MoEF /EC/204/11/22 dated 24.11.2022.</p> <p>Compliance reports are also updated and available on www.adanipower.com</p> <p>Online monitoring data of Ambient air quality including PM₁₀, PM_{2.5}, SO₂ & NO_x. and Stack monitoring of PM, NO_x, SO₂. being displayed at main Gate of the Plant.</p>
(xxxvi)	<p>The project proponent shall also submit six monthly reports on the status of compliance of the stipulated environmental clearance conditions including results of monitored data (both in hard copies as well by e-mail) to the respective Regional Office of MOEF, the respective Zonal Office of CPCB and the SPCB</p>	<p>Complied,</p> <p>Six monthly compliance report submitted regularly to the MoEFCC, CPCB & MPCB in soft by email.</p> <p>The last compliance report for the period of Apr'22-Sept'22 was submitted vide our letter No. APML/EMD/MoEF/EC/204/11/22 dated 24.11.2022.</p>
(xxxvii)	<p>The environment statement for each financial year ending 31st March in Form-V as is mandated to be submitted by the project proponent to the concerned State Pollution Control Board as prescribed under the Environment (Protection) Rules, 1986, as amended subsequently, shall also be put on the website of the company along with the status of compliance of EC conditions and shall also be sent to the respective Regional Offices of the Ministry by e-mail</p>	<p>Environment Statement for FY 2021-22 was submitted through online portal of Maharashtra Pollution Control Board.</p>
(xxxviii)	<p>The project proponent shall submit six monthly reports on the status of the implementation of the stipulated environmental safeguards to the Ministry of Environment and Forests, its Regional Office, Central Pollution Control Board and State Pollution Control Board. The project proponent shall upload the status of compliance of the environment of the environmental clearance conditions on their website and update the same periodically and simultaneously send the same by e-mail to the Regional Office, Ministry of Environment and Forests.</p>	<p>Six monthly Environmental Clearance compliance status report is regularly submitted to MoEFCC, CPCB & SPCB. The same is sent by email also.</p> <p>Compliance status is also uploaded on https://parivesh.nic.in. and on company website www.adanipower.com.</p>
(xxxix)	<p>Regional Office of the Ministry of Environment & Forests will monitor the implementation of the stipulated conditions. A complete set of documents including Environmental Impact Assessment Report and Environment Management Plan along</p>	<p>Complied.</p> <p>EIA & EMP reports have been submitted to regional office of MoEF&CC. Additional information also being submitted as required.</p>

	with the additional information submitted from time to time shall be forwarded to the Regional Office for their use during monitoring. Project proponent will up-load the compliance status in their website and up-date the same from time to time at least six monthly basis. Criteria pollutants levels including NOx (from stack & ambient air) shall be displayed at the main gate of the power plant.	Compliance reports are available on https://parivesh.nic.in .																																	
(xi)	Separate funds shall be allocated for implementation of environmental protection measures along with item-wise break-up. These cost shall be included as part of the project cost. The funds earmarked for the environment protection measures shall not be diverted for other purposes and year-wise expenditure should be reported to the Ministry	<p>Separate fund has allocated and being utilize for Environmental Protection measures.</p> <p>The details of costs incurred for environmental protection measures during the FY 2022-23 are as follows: -</p> <table border="1"> <thead> <tr> <th>Sl.</th> <th>Particulars</th> <th>Cost (in Lac.)</th> </tr> </thead> <tbody> <tr> <td>1</td> <td>Pollution control equipment O &M</td> <td>733</td> </tr> <tr> <td>2</td> <td>Pollution Monitoring, Study & analysis</td> <td>92</td> </tr> <tr> <td>3</td> <td>Green belt Development</td> <td>272</td> </tr> <tr> <td>4</td> <td>Rural Development/CSR</td> <td>271</td> </tr> <tr> <td>5</td> <td>Legal & consent fees</td> <td>397</td> </tr> <tr> <td>6</td> <td>Training & Awareness</td> <td>4</td> </tr> <tr> <td>7</td> <td>Waste Management</td> <td>9027</td> </tr> <tr> <td>8</td> <td>Establishment of Ash Utilization Research Park</td> <td>184</td> </tr> <tr> <td>9</td> <td>Energy Conservation Initiatives</td> <td>663</td> </tr> <tr> <td></td> <td>Total</td> <td>11643</td> </tr> </tbody> </table>	Sl.	Particulars	Cost (in Lac.)	1	Pollution control equipment O &M	733	2	Pollution Monitoring, Study & analysis	92	3	Green belt Development	272	4	Rural Development/CSR	271	5	Legal & consent fees	397	6	Training & Awareness	4	7	Waste Management	9027	8	Establishment of Ash Utilization Research Park	184	9	Energy Conservation Initiatives	663		Total	11643
Sl.	Particulars	Cost (in Lac.)																																	
1	Pollution control equipment O &M	733																																	
2	Pollution Monitoring, Study & analysis	92																																	
3	Green belt Development	272																																	
4	Rural Development/CSR	271																																	
5	Legal & consent fees	397																																	
6	Training & Awareness	4																																	
7	Waste Management	9027																																	
8	Establishment of Ash Utilization Research Park	184																																	
9	Energy Conservation Initiatives	663																																	
	Total	11643																																	
(xii)	The project authorities shall inform the Regional Office as well as the Ministry regarding the date of financial closure and final approval of the project by the concerned authorities and the dates of start of land development work and commissioning of plant	Complied.																																	
(xiii)	Full cooperation shall be extended to the Scientists/Officers from the Ministry / Regional Office of the Ministry at Bangalore / CPCB/ SPCB who would be monitoring the compliance of environmental status.	Noted. Full cooperation always extended.																																	
Additional Conditions (EC Amendment)																																			
(xiv)	The coal transportation by road shall be through tarpaulin covered trucks for a maximum period of two years and hence forth shall be only through mechanically covered trucks.	Complied Coal is being transported through Rail only and unloaded within plant premises at wagon tippler & track hopper.																																	
(xv)	Avenue plantation of 2/3 rows all along the road shall be carried out by the project proponent at its own expense.	Thick Plantation have been done in all around the Plant boundary.																																	
(xvi)	Periodic maintenance of the road shall be done by the project proponent at its own expense and shall also facilitate the traffic control on the road.	Complied. All internal roads are black topped or concreted and being maintained.																																	
(xvii)	Sulphur and ash contents in the domestic coal to be used in the project shall not exceed 0.4 % and 33% at any given time. In case of variation of coal quantity at any point of time, fresh reference shall be made	We are using washed coal from SECL and blended with raw coal. We have also installed Real time Coal Ash Analyzers to monitor ash content. MPCB official also collect coal samples time to time and																																	

	to the Ministry for suitable amendments to environmental clearance condition wherever necessary.	analysis results are well within the stipulated limit. Quarterly Ash content report is being submitted to MoEF&CC regional office. The average ash content is 32.32% from October'22 to March' 23 and 31.97% during FY 2022-23.
(xlvii)	A long-term study of radio activity and heavy metals content on coal to be used shall be carried out through a reputed institute. Thereafter, mechanism for an in-built continuous monitoring for radio activity and heavy metals in coal and fly ash (including bottom ash) shall be put in place.	Being Complied. We have carried out testing of radioactive analysis in coal from Board of Radiation & Isotope technology (BRIT), Dept. of Atomic Energy, Govt. of India, Mumbai in FY 2017-18, 2018-19 and 2019-20. We have also done Heavy metal analysis in coal from Atomic Minerals Directorate for Exploration and Research, Dept. of Atomic Energy, Govt. of India, Hyderabad.
(xviii)	Harnessing solar power within the premises of the plant particularly at available roof tops shall be undertaken and status of implementation shall be submitted periodically to the regional office of the Ministry.	Solar panels installed at the roof top of administrative building to cater domestic power requirement of administrative building. In addition to above, solar streetlights have been installed along the ash dyke area. Under CSR activities, we have installed more than 200 solar street- lights in nearby villages.
(xix)	Mercury emission from the stack shall also be monitored on periodic basis.	Being complied. Mercury emission from the stack is being monitored & reports are being submitted. Please refer Annexure - I .
(i)	Fugitive emission shall be controlled to prevent impact on agricultural or non-agricultural land.	To control fugitive emission, rain gun type water sprinkling system has been installed in coal yard. All coal conveying belts conveyors are covered and fog type dust suppression system provided. Adequate water sprinkling arrangements made in wagon tippers and track hoopers to mitigate dust emission during coal un-loading by rail. Closed coal conveyor belts have been established. Cyclones followed by bag filters are provided at each coal transfer points (JNT's). Additionally, mobile water sprinklers are deployed at CHP area to suppress fugitive dust while movement of vehicles.
(ii)	Source sustainability study of water requirement shall be carried out by an institute of repute. The study shall also specify the source of water for meeting the requirement during lean season. The report shall be submitted to the Regional Office of the Ministry within six months.	VIDC has developed and is operating Dhapewada Barrage on River Wainganga for water supply. However, we have undergone source sustainability study of River Wainganga by "Academy of Water Technology Environ Management" Kolkata in technical collaboration Indian Institute of Social Welfare and Business Management – Kolkata and CSIR–CGCRI, Kolkata. Final report was already submitted along with compliance report.
(lii)	Fly ash shall not be used for agricultural purpose. No mine void filling will be undertaken as an option for ash utilization without adequate lining of mine with suitable media such that no leachate shall take place at any point of time. In case, the	Fly Ash is being utilised as per Fly ash Notification. CSIR – NEERI, Nagpur engaged for carry out Fly Ash leachability Study, Bioaccumulation and magnification study. Details of the same was submitted to Ministry with

	option of mine void filling is to be adopted, prior detailed study of soil characteristics of the mine area shall be undertaken from an institute of repute and adequate clay lining shall be ascertained by the State Pollution Control Board and implementation done in close co-ordination with the State Pollution Control Board.	previous compliance report.
(liv)	Three tire green belt shall be developed all around Ash Pond over and above the Green Belt around the Plant Boundary.	A thick plantation/green belt has been developed around the Ash Pond area. Our efforts are being made to develop more & more greenery inside the plant premises. Closed dyke also covered with soil layer & dense green belts
(lv)	Social audit for the CSR Scheme shall be carried out periodically by reputed university or an institution as per the CSR guidelines of Government of India and Details to be submitted to MoEF besides putting it on company's website.	Social Audit have been carried out by Indian Institute of Social Welfare & Business Management, University of Kolkata . Study report already submitted to your good office along with EC compliance report of April 2019 to Sept 2019.
(lvi)	An Environmental Cell shall be created at the project site itself and shall be headed by an officer of the company of appropriate seniority and qualification. It shall be ensured that the head of the Cell shall directly report to Head of the Organization. The environmental Cell shall be responsible and accountable for implementation of all the conditions given in the EC including in the amendment letter.	A separate Environment Management Dept. is in place lead by General Manager & supported by qualified Env. Engineers, Chemist, Horticulturist and Ash utilization team for implementation of environmental safeguards <ul style="list-style-type: none"> - Environmental Management System (Standard ISO 14001:2015) implemented under Integrated Management System. - NABL Accredited Env. Laboratory (ISO/IEC 17025:2017) established to monitor & analyses Ambient Air Quality, Water/wastewater, Stack emission monitoring etc.
(lvii)	Monitoring of surface water quantity and quality shall also be regularly conducted, and record maintained. The monitoring data shall be submitted to the Ministry regularly. Further, monitoring points shall be located between the plant and drainage in the direction of flow of ground water and records maintained. Monitoring for heavy metals in ground water shall be undertaken.	Monitoring of surface water and ground water quality including heavy metals is being done on regular basis and records maintained. Please refer Annexure - I .
(lviii)	The environmental statement for each financial year ending 31 st March in Form - V as is mandated to be submitted by the project proponent to the concerned State Pollution Control Board as prescribed under the Environment (Protection) Rules, 1986, as amended subsequently, shall also be put on the website of the company along with the status of compliances of environmental clearance conditions and shall also be sent to the respective Regional Offices of the Ministry by e-mail.	Environmental statement of FY 2021 - 22 is being submitted regularly to MPCB through online portal.
(lix)	The project proponent shall formulate a well laid Corporate Environment Policy and identify and designate responsible officers at all levels of its hierarchy stipulated in this	We have implemented ISO 14001:2015 under Integrated Management System, which consists of Environment, Health & Safety, Quality and Energy

	<p>clearance letter and other applicable environment laws and regulations.</p>	<p>Management Systems.</p> <p>We have also formulated a Corporate Policy as per the requirements of the Integrated Management System (IMS). Biodiversity Conservation Policy has already been framed and incorporated into existing IMS policy. We are members of the Indian Biodiversity Business Initiative (IBBI) as initiated by MoEF&CC. IMS is Integrated with International Finance Corporation (IFC) Performance and complies with IFC standards on Environmental Management. We are pleased to inform that Single Use Plastic has been completely restricted in the plant & township. We have also integrated Water Efficiency Management, Business Continuity Management, Asset Management System and IRBC with the IMS system in FY 2021–22.</p>
--	--	---

F. No. J-13012/81/2008-IA.II (T)

Government of India
Ministry of Environment, Forest and Climate Change
(Impact Assessment Division)

2nd Floor, Vayu Block
Indira Paryavaran Bhawan
Aliganj, Jor Bagh Road,
New Delhi - 110 003

Dated: 24th April, 2023

To,

M/s Adani Power Ltd.

Adani House, Nr Mithakhali Circle
Navrangpura, Ahmedabad - 380 009
Gujarat

Sub: Expansion from 1320 MW to 3300 MW by addition of 3x660 MW Coal Based Thermal Power Plant in MIDC Industrial Area at Village Tiroda, District Gondia (Maharashtra) - Transfer of environmental clearance from M/s Adani Power Maharashtra Limited to M/s Adani Power Ltd. - reg.

Sir,

This has reference to your online proposal no. IA/MH/THE/297945/2023 dated 25th February, 2023 regarding transfer of the Environmental Clearance for the above said project from M/s Adani Power Maharashtra Limited to M/s Adani Power Ltd.

2. The Ministry had earlier issued environmental clearance for the project 2X660 MW Coal Based Thermal Power Plant at Tiroda (Maharashtra) in favour of M/s Adani Power Pvt Limited vide letter dated 29th May, 2008. Further, the environmental clearance for expansion from 1320 MW to 3300 MW by addition of 3x660 MW Coal Based Thermal Power Plant was granted by the Ministry vide letter dated 22nd April, 2010 in favour of M/s Adani Power Maharashtra Limited followed by the amendment in EC dated 21st March, 2012, 30th March, 2012 and 13th March, 2014.

3. M/s Adani Power Ltd has submitted application for transfer of environmental clearance and informed that the Hon'ble NCLT vide its order dated 08th February, 2023, sanctioning the scheme of amalgamation of M/s Adani Power Maharashtra Limited with M/s Adani Power Ltd, and thus necessitating transfer of all requisite approvals in the name of M/s Adani Power Ltd. Also, it has informed that M/s Adani Power Maharashtra Limited is wholly owned subsidiary company of Adani Power Ltd.


4. M/s Adani Power Ltd has submitted an affidavit to abide by the terms and conditions stipulated in the environment clearance dated 29th May, 2008 and 22nd April, 2010 followed by amendment in EC dated 21st March, 2012, 30th March, 2012 and 13th March, 2014 issued in the name of M/s Adani Power Maharashtra Limited.

5. As per the relevant provisions of the EIA Notification, 2006, the environmental clearance granted to the project vide letter dated 29th May, 2008 for 2X660 MW Coal Based Thermal Power Plant and 22nd April, 2010 for expansion from 1320 MW to 3300 MW by addition of 3x660 MW Coal Based Thermal Power Plant followed by amendment in EC dated 21st March, 2012, 30th March, 2012 and 13th March, 2014 in MIDC Industrial Area at Village Tiroda, District Gondia (Maharashtra) are hereby transferred



from M/s Adani Power Maharashtra Limited to M/s Adani Power Ltd on the same terms and conditions under which prior environmental clearance was initially granted.

6. This issues with approval of the competent authority.


24.4.2023


(Yogendra Pal Singh)
Scientist 'E'

Tele: 011-20819364

Email Id: yogendra78@nic.in

Copy to: -

1. The Secretary, Ministry of Power, Shram Shakti Bhawan, Rafi Marg, New Delhi - 110 001.
2. The Chairman, Central Electricity Authority, Sewa Bhawan, R.K. Puram, New Delhi - 110 066.
3. The Member Secretary, Central Pollution Control Board, Parivesh Bhawan, CBD cum-Office Complex, East Arjun Nagar, Delhi -110 032.
4. The Deputy Director General of Forests (C), Integrated Regional Office, Integrated Regional Office Ground Floor, East Wing, New Secretariat Building, Civil Lines, Nagpur - 440 001.
5. The Principal Secretary, Environment Dept. Government of Maharashtra, Mumbai - 400 032.
6. The Member Secretary, Maharashtra Pollution Control Board, Kalpataru Point, 3rd and 4th floor, Opp. PVR Cinema, Sion Circle, Mumbai - 400 022.
7. Guard file/Monitoring file.
8. Website of MoEF&CC.


24.4.2023

(Yogendra Pal Singh)
Scientist 'E'

SIX MONTHLY ENVIRONMENTAL MONITORING REPORT

FOR
The Period of Oct.2022-Mar. 2023

of

ADANI POWER MAHARASHTRA LTD.
Tirora, Growth Center,
MIDC, Gondia – 441 911

Prepared by



Recognised by MoEF (GOI) under GSR No. 983 dated. 2.5.2014
NABET Accredited and ISO 9001: 2000 Certified Organisation

Head Office: B-1003, Enviro House, 10 Flr. Western Edge II ,
W.E. Highway, Borivali (E), Mumbai-400 066

Nagpur Branch:- Banglow No. 65, Shivkunj, Old Verma Layout, Ambajari,
Nagpur - 440 010

Tel- (0712)2241835 09321619746-48

Email: enviro.nagpur@eaep.com, Website: www.enviroanalysts.com



Foreword

The protection of environment plays a crucial role in maintaining the local environment quality for any industry, throughout their production. Hence compliance of the statutory requirements becomes very important to conserve the ecological balance within and surrounding the plant area. Therefore, environment protection is becoming a prerequisite for sustainable development. In line with this requirement, the management of Adani Power Maharashtra Ltd. has adopted a corporate responsibility of development and top priority is given for environment protection.

In order to comply with the Environment protection act, to fulfill statutory requirement and to be in tune with Environmental Preservation and sustainable development Adani Power Maharashtra Ltd., has retained Enviro Analysts and Engineers Pvt. Ltd. as Environment Consultants and for various Environmental issues related to their Power Plant.

This report presents the Environmental Status for the period Oct.2022-Mar. 2023 as a compliance to the statutory requirements.

The co-operation extended by the Staff and Management of Adani Power Maharashtra Ltd. during the work execution period is gratefully acknowledged.

For **ENVIRO ANALYSTS & ENGINEERS PVT. LTD.**

Authorized Signatory

Nagpur Branch :
Shiv Kunj, Bunglow No. 65,
Old Verma Layout, Ambazari,
Nagpur - 440 010.
Tel. : 0712 - 2241 835,
Telefax : 0712 - 2241 836

Pune Branch:
Flat No. 11,
Tarankit Co. Op. Hsg. Soc. Ltd.,
City S. No. 209, B/1, Sadashiv Peth,
L. B. S. Road, Nr. Dnyanal Mangal Hall,
Pune - 411 030.
Tel. : 020-2432 4444

Lab :
Row House No. 2, Shalom Garden,
Opp. Kanakia College,
100 Feet Kanakia Road,
Mira Road (East), Thane - 401 107.
Tel. : 022-2811 6442

Workshop :
Plot No. E - 122,
MIDC Tarapur,
Boisar,
Dist. - Thane - 401 506.



Table of Contents

1.0 INTRODUCTION.....4

 1.1 Scope of Work..... 4

2.0 DETAILS OF SAMPLING LOCATIONS. 6

 2.1 Meteorology and Ambient Air Quality..... 6

 2.2 Water Quality..... 8

 2.3 Noise Level: 10

 2.4 Soil Quality: 10

 2.5 Methodology of Monitoring 10

 2.5.1 Instruments Used 10

 2.5.2 Method of Analysis 11

 2.6 Analytical Procedures 13

 2.6.1 Meteorology..... 13

 2.6.2 Ambient Air Quality..... 13

 3.1 Meteorology 15

 3.2 Ambient Air Quality 18

 3.2.1 Presentation of Results..... 18

 3.3 Stack Monitoring. 21

 3.3.1 Presentation of Results..... 21

 3.4 Water Quality

 3.4.1 Ground Water Quality. 22

 3.4.2 Surface Water Quality. 23

 3.4.3 Waste Water Quality 23

 3.4.4 Pizo-Metric Water Quality..... 23

 3.5 Noise Level: 23

 3.6 Soil Quality..... 24

LIST OF TABLES:

TABLE - 2.1 AMBIENT AIR QUALITY MONITORING LOCATION.....	6
TABLE- 2.2 WATER SAMPLING LOCATIONS.....	9
TABLE- 2.3 NOISE LEVEL LOCATIONS FOR THE PERIOD OF OCT. 2022-MAR. 2023	10
TABLE- 2.4 SOIL SAMPLING LOCATIONS FOR THE PERIOD OF OCT. 2022-MAR. 2023 ...	10
TABLE- 2.5 (TECHNIQUES USED FOR AMBIENT AIR QUALITY MONITORING)	13
TABLE- 3.1 METEOROLOGICAL DATA MONITORED AT SITE FOR OCT. 2022-MAR. 2023.....	15
TABLE- 3.2 SUMMARY OF AMBIENT AIR QUALITY INSIDE PLANT AREA -OCT. 2022-MAR. 2023...	20
TABLE- 3.3 STACK ANALYSIS REPORT – OCT. 2022-MAR. 2023.....	21
TABLE- 3.4 SURFACE WATER QUALITY – OCT. 2022-MAR. 2023	24-27
TABLE- 3.5 GROUND WATER QUALITY – OCT. 2022-MAR. 2023	28-32
TABLE- 3.6 WASTE WATER QUALITY – OCT. 2022-MAR. 2023.....	33-34
TABLE- 3.7 PIZO-METERIC WELL WATER QUALITY – OCT. 2022-MAR. 2023	35
TABLE- 3.8 NOISE LEVEL.....	36
TABLE- 3.9 SOIL ANALYSIS FOR OCT. 2022-MAR. 2023	37

LIST OF FIGURES:

FIGURE - 2.1 SAMPLING LOCATIONS MAP.....	7
FIGURE- 3. 1 SITE SPECIFIC WINDROSE FOR OCT. 2022-MAR. 2023.....	17

LIST OF ANNEXURES:

Annexure I - On site Meteorological Data for OCT. 2022-MAR. 2023

Chapter – 1

Introduction & Scope of work

1.0 INTRODUCTION.

M/s. Adani Power Maharashtra Limited (APML) a wholly owned company of Adani Power Limited has established 3300 MW (5x660) Coal-based Thermal Power Plant at Tiroda, District Gondia in Maharashtra in two phases as below:

Phase I: 2 x 660 MW

Phase II: 3 x 660 MW

1.1 Scope of Work.

The scope of work includes the data generation for various environmental components viz Meteorology, Air, Noise, Water, Stack, Effluent and soil of Adani Power Maharashtra limited, Tirora.

To monitor the environmental parameters and data analysis in the vicinity of the power plant of 5x660MW at MIDC Area Tiroda, APML awarded the service to M/s Enviro Analysts & Engineers Pvt. Ltd. (EAEPL), Mumbai.

The present report incorporates data of various Environmental parameters for OCT. 2022-MAR. 2023

Chapter – 2

Details of sampling Locations

&

Methodology for sampling and analytical procedures

2.0 DETAILS OF SAMPLING LOCATIONS.

The details of sampling location w. r. t. Air, Water and Noise quality around the power plant are shown in the Sampling location Map as depicted in Figure.2.1

2.1 Meteorology and Ambient Air Quality.

Meteorological data was collected at one station concurrently with the ambient air quality monitoring. The weather station was placed on the roof top at a height of 10m. Wind speed, wind direction, relative humidity and temperature & Rainfall were recorded at hourly intervals continuously.

The sampling locations of Ambient Air Quality in the Power plant premises covering upwind and down wind direction . To assess the effect of industrial activity of power plant on the air, environmental parameters like Particulate Matter-PM₁₀, Particulate Matter-PM_{2.5}, Sulphur Dioxide-SO₂, Nitrogen Dioxide –NO₂ were monitored Details of the sampling locations with respect to the plant site are given below in **Table-2.1** .

Table 2.1 Ambient Air Quality Monitoring Location

Code	Name of the monitoring Station	Distance from plant boundry (km)	Direction with respect to plant	Environmental Setting	Remarks
A1	Near AWRS	Within Plant	-	Within Plant	Industrial area
A2	Near Brick Plant	Within Plant	-	Within Plant	Industrial area
A3	Near China colony	Within Plant	-	Within Plant	Industrial area

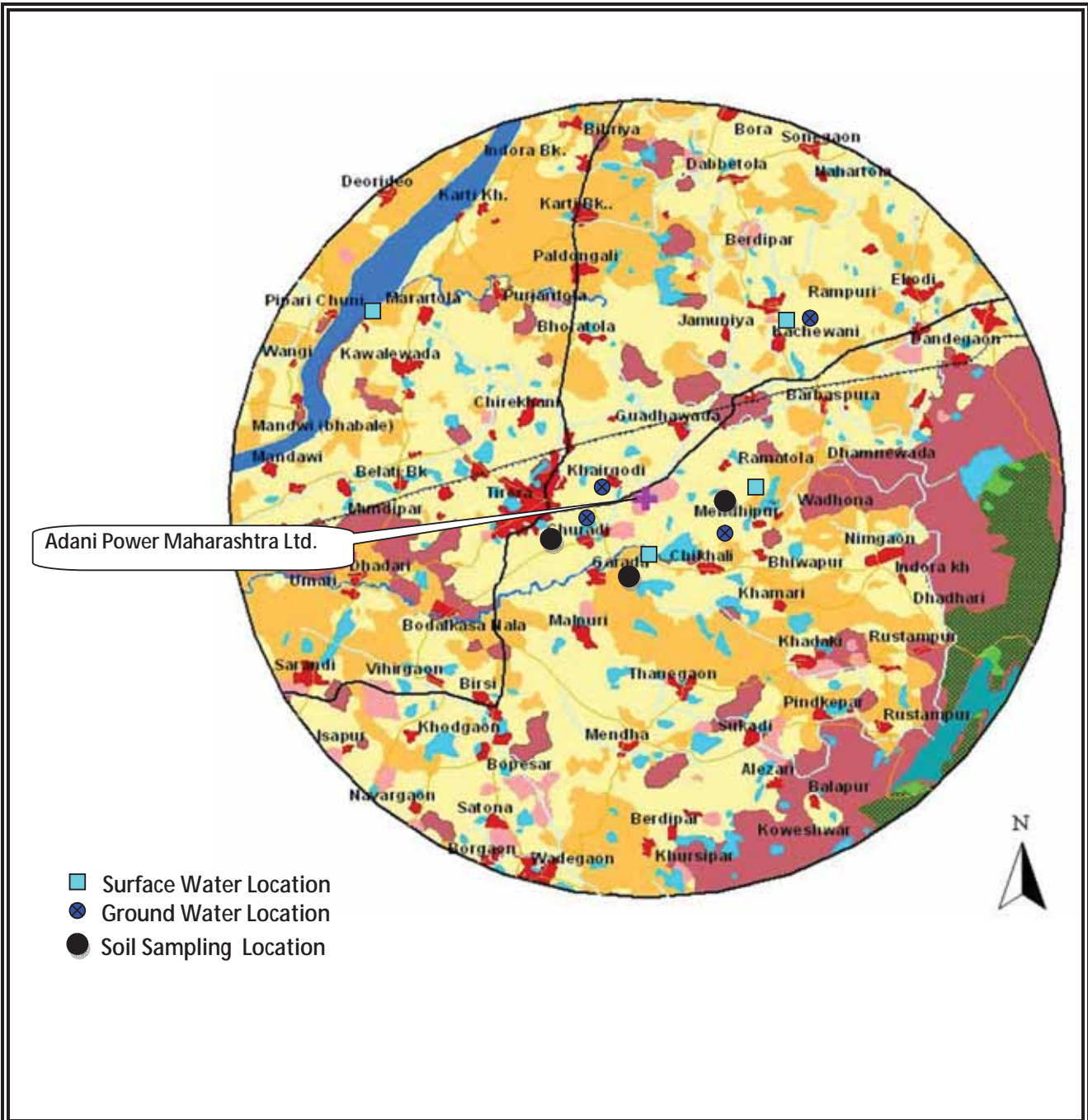


Figure : 2.1 SAMPLING LOCATIONS MAP

2.2 Water Quality

Water samples were collected at various locations within the area of 10 Km radius from the plant to assess the Physico-Chemical quality of Surface and Ground Quality water. Samples were collected as per the standard procedures. On site Parameters like Temperature, Electrical Conductivity, pH and Dissolved Oxygen were analyzed at-site using portable water analysis kit. Samples were collected by taking suitable precautions for preparation and transportation, particularly using sterilized bottles for bacteriological analysis. The details of the sampling locations are given in **Table-2.2** and **Figure.2.1** as depicted.

Water samples were collected on quarterly basis from 8 locations (Ground water 4, Surface water-4). Analytical methods mentioned in IS: 3025 and Standard Methods published by APHA were followed.

Adani Power Maharashtra Limited
Six Monthly Environmental Monitoring Reports

TABLE-2.2 WATER SAMPLING LOCATIONS

Surface Water				
Code	Name of the monitoring Station	Distance from plant boundry (km)	Direction respect to plant	Source
SW1	Wainganga River Water	7.0	NW	River
SW2	Mendipur Pond Water	2.0	SE	Pond
SW3	Garada Village Nalah water	3.0	SSW	Nalah water
SW4	Kachewani Pond water	3.0	NE	Pond water
Ground Water				
GW1	Kachewani Hand Pump	3.2	NE	Bore well
GW2	Mendipur Hand Pump	2.5	SE	Bore well
GW3	Garada Hand Pump	3.2	SW	Bore well
GW4	Chikhali Hand Pump	2.0	S	Bore well
Waste Water				
WW1	Cooling Tower Blow Down water Unit-1			In Plant
WW2	Cooling Tower Blow Down water Unit-2			In Plant
WW3	Cooling Tower Blow Down water Unit-3			In Plant
WW4	Cooling Tower Blow Down water Unit-4			In Plant
WW5	Cooling Tower Blow Down water Unit-5			In Plant
WW6	Boiler Blow down Water Unit-3			In Plant
Piezometric Well water				
P1	Near AWRPH			In Plant
P2	B/H Ash dyke -1			In Plant
P3	Near Raw Water pump house -02			In Plant

2.3 Noise Level:

Noise level at following in plant location and Buffer zone location were recorded by APML for the period of OCT. 2022-MAR. 2023. Location details are given in **Table-2.3.** and as depicted in **Figure.2.1**

TABLE: 2.3 NOISE LEVEL LOCATIONS FOR THE PERIOD OF Oct.2022- Mar.2022

Code	Location	Location type	Remarks
NL- 1	Inside the plant	Near Shanti Niketan I, II & III	Industrial
NL- 2		Near Labour Hutment	Industrial
NL- 3		Near Store Area	Industrial
NL- 4		Gate No.1	Industrial
NL- 5		Gate No.2	Industrial
NL- 6		Gate No.3	Industrial
NL-7		Near OHC	Industrial
NL-8		Railway Siding	Industrial
NL-9		Near Reservoir 2	Industrial
NL-10		Near Ash Water Recovery Pump House	Industrial
NL-11		In China Colony	Industrial

2.4 Soil Quality:

Soil Samples collected at 3 location around the plant zone on the seasonal basis for the period of Oct.2022-Mar. 2023 Location details are given in **Table-2.4.** and as depicted in **Figure.2.1**

TABLE: 2.4 SOIL SAMPLING LOCATIONS FOR THE PERIOD OF OCT. 2022-MAR. 2023

Code	Location	Location type	Remarks
S1	Buffer Zone	Garada Village	Agricultural Field
S2		Mendipur Village	Agricultural Field
S3		Churadi Village	Agricultural Field

2.5 Methodology of Monitoring

2.5.1 Instruments Used

Samples were collected at 'Ambient Air' monitoring locations' using standard *Fine dust sampler* & RDS sampler for monitoring PM₁₀, PM_{2.5}, SO₂, NO₂, concentrations and analyzed as per *USEPA / IS* methods in APML Laboratories at site

Also Continuous Ambient Air Monitoring station installed (CAAQMS) at APML make Tyledyne and Met One instrument approved by USEPA.

On site Micro-meteorological data for wind direction, wind Speed, Temp, Relative humidity and Rainfall collected from APML.

Ground water, Surface water & Effluent water were analyzed for onsite parameters like Temperature, Electrical Conductivity, pH and Dissolved Oxygen were analyzed on-site using portable water analysis kit. Samples are collected, preserved and sent for further analysis to Enviro Analysts & Engineers Pvt. Ltd, where other parameters like total hardness, chlorides, sulphate etc and heavy metals are analyzed as per requirements IS 3025/APHA methods.

Soil samples were analyzed for physical, chemical and heavy metal concentrations, using analytical methods.

Noise was measured at site locations using a noise level meter to determine sound levels in a scale as dB (A) This is suitable for audible range of 20 to 20,000 Hz for human being. Sound level monitoring done by APML.

Stack Monitoring kit having sensor probe was used to monitor stack data like Flue gas velocity, Volumetric flow of flue gas, Temperature of flue gas, Moisture content and other parameters like SPM, SO₂, NO₂ make by ECOTECH

2.5.2 Method of Analysis

Air samples were analyzed as per standard methods specified by Central Pollution Control Board (CPCB), EPA & IS method.

2.5.2.1 Meteorology

Micro-meteorological data was observed for wind direction and speed using wind vane and anemometer using an automatic met logger. The data was recorded at 1 hour interval. Wind speed & wind direction, Temperature, Rain fall, Relative humidity were recorded by Weather Monitoring Station by APML.

2.5.2.2 Ambient Air Quality (AAQ)

Sampling was carried out at each station during the stipulated study period using pre-calibrated Respirable Dust Samplers and Fine Dust Sampler in each of the stations by APML.

Earmarked samples were collected for Particulate Matter-PM₁₀, Particulate Matter-PM_{2.5}, SO₂ and NO₂ for 24 hourly.

The baseline data of air environment is generated for the parameters namely: Particulate Matter-PM₁₀, Particulate Matter-PM_{2.5}, Sulphur Dioxide SO₂, and Nitrogen Dioxide NO₂ in APML

2.5.2.3 Stack Monitoring

Stack emission were analyzed with the help of stack Kit (ECOTECH Stack Kit & Prob set, quarterly basis at Boiler Stack situated in plant. Height of the Boiler Stack was noted as, 275 m and I.D. 7.4m. Flue gas, Velocity, Temperature, Volume & Qty, Moisture Content, PM, SO₂, NO₂, Hg were analyzed. The values obtained were then compared vis-a-vis with the standards prescribed by CPCB.

Iso-kinetic stack monitoring was conducted as per standard method IS 11255 (Part-3) specified in Emission Regulation Act Part to determine PM, SO₂ and NO₂, Data was collected and analysis was done for other parameters like Flue gas Velocity, Temperature, Volumetric flow rate, Moisture contents.

2.5.2.4 Water/Waste Water Quality

Water/Waste water samples were collected for physico-chemical and bacteriological parameters taking suitable Precautions. Temperature, pH, Dissolved Oxygen and Electrical conductivity were measured in the field while collecting the samples. Sterilized bottles were used to collect samples for bacteriological analysis, stored in ice and transported to the Laboratory.

Ground and surface water samples were analysed as per IS: 10500 and Waste Water samples were analysed as per IS: 3025. The analytical methods mentioned in IS: 3025 and Standard Methods published by APHA were followed. MPN Index of coli forms was found as per standard methods (IS: 1622).

2.5.2.5 Noise Level

Noise is defined as unwanted sound that creates interferences in speech, communication, causes annoyance, disturbance in work concentration and sleep, thus deteriorating the quality of Noise environment. In the present study, Noise monitoring has been conducted regularly by APML. Since loudness of sound is the important parameter to assess the effects of particular activities

on human being, hence noise level is measured for noise environment assessment. Hourly Sound Pressure level (SPL) was recorded with Sound Level Meter for 24 hours.

2.6 Analytical Procedures

2.6.1 Meteorology

The data obtained from field is used to ascertain the wind percentage frequencies in the sixteen directions for wind speeds using Beaufort's scale in the range of 0-1.8, 1.8-3.6, 3.6 – 7.2, 7.2 – 14.4, 14.4 – 28.8 and >28.8 kmph. Average wind roses at twenty four hourly are prepared from the data collected. Temperature, Relative Humidity is monitoring by Automatic Weather Monitor (WM 271, Envirotech) and Rain fall by using Rain Gauge of WM 271.

2.6.2 Ambient Air Quality

Whatman GF/A & PTFE filter paper was used in Respirable dust sampler RSPM and FDS and weighed in Mettler electronic balance and computed as per standard methods.

Ambient Air samples were analyzed for SO₂ concentration levels by using Improved West-Gaeke method using spectrophotometer (HACH DR 5000) at a wavelength of 560 nm. NO₂ conc. levels were estimated using Jacob and Hocheiser modified (Na-As) method using spectrophotometer (HACH DR 5000) at a wavelength of 540 nm

Sampling and Analytical Techniques

The techniques used for ambient air quality monitoring and minimum detectable levels are given in **Table-2.5**

TABLE- 2.5 (TECHNIQUES USED FOR AMBIENT AIR QUALITY MONITORING)

Sr. No.	Parameter	Technique	Technical protocol	Minimum detectable limit (µg/m ³)
1	PM10	Respirable Dust Sampler (Gravimetric Method)	IS-5182 (Part-IV)	5.0
2	PM2.5	Fine Respirable Dust Sampler (Gravimetric Method)	IS-5182 (Part-IV)	5.0
3	Sulphur dioxide	Improved West & Gaeke Method	IS-5182 (Part-II)	4.0
4	Nitrogen dioxide	Modified Jacob & Hochheiser Method	IS-5182 (Part-VI)	4.0

Chapter – 3

DATA ANALYSIS

3.0 DATA ANALYSIS

Environmental monitoring for the period of OCT. 2022-MAR. 2023 consisted of collection and analysis of meteorological parameters, ambient air quality and ground water and surface water quality at different locations within study area selected for carrying out environmental monitoring around the plant site.

3.1 Meteorology

Meteorological data was collected by APML on hourly basis for wind speed, Wind direction, temperature and relative humidity continuously. Total Rain fall on monthly basis during the period of OCT. 2022-MAR.2023 was measured and recorded and reported in the Environmental report.

Wind Pattern for the period OCT. 2022-MAR. 2023.

The data recorded during the study period was analyzed and the daily maximum, minimum and total of all the parameters were observed. The summary of all the meteorological observations is given in **Table-3.1**.

TABLE- 3.1 METEOROLOGICAL DATA MONITORED AT SITE

(for the period of OCT. 2022-MAR. 2023)

Month	Temperature (°C)		Relative Humidity (%)		Rainfall (mm)
	Max	Min	Max	Min	(Total)
Oct. 2022	33.7	18	87.7	19.7	64.5
Nov. 2022	30.4	14.7	79.9	19.2	0
Dec. 2022	29.8	9.8	78	17	0
Jan. 2023	28.4	6.6	85.6	16.7	0
Feb. 2023	29.1	9.6	71.3	11.8	0
Mar. 2023	36.5	14.6	86.4	13.9	22.7

Temperature

The Temperature for the month of OCT. 2022-MAR. 2023 was found to be within range of 6.6°C – 36.5°C.

Relative Humidity

The average relative humidity for the month of OCT. 2022-MAR. 2023 was found to be within range of 11.8-87.7%.

Rain Fall

Total Rain fall found the period of OCT. 2022-MAR. 2023 was 87.2mm

Wind Speed/Direction

The wind speed and direction data collected during the period of OCT. 2022-MAR. 2023. The wind roses plot using the collected data for OCT. 2022-MAR. 2023 is given in **Figure-3.1**

The first predominant wind direction during OCT. 2022-MAR. 2023 was SE. The calm condition ranges from 6.0 to 13.2%.

**Adani Power Maharashtra Limited
Six Monthly Environmental Monitoring Reports**

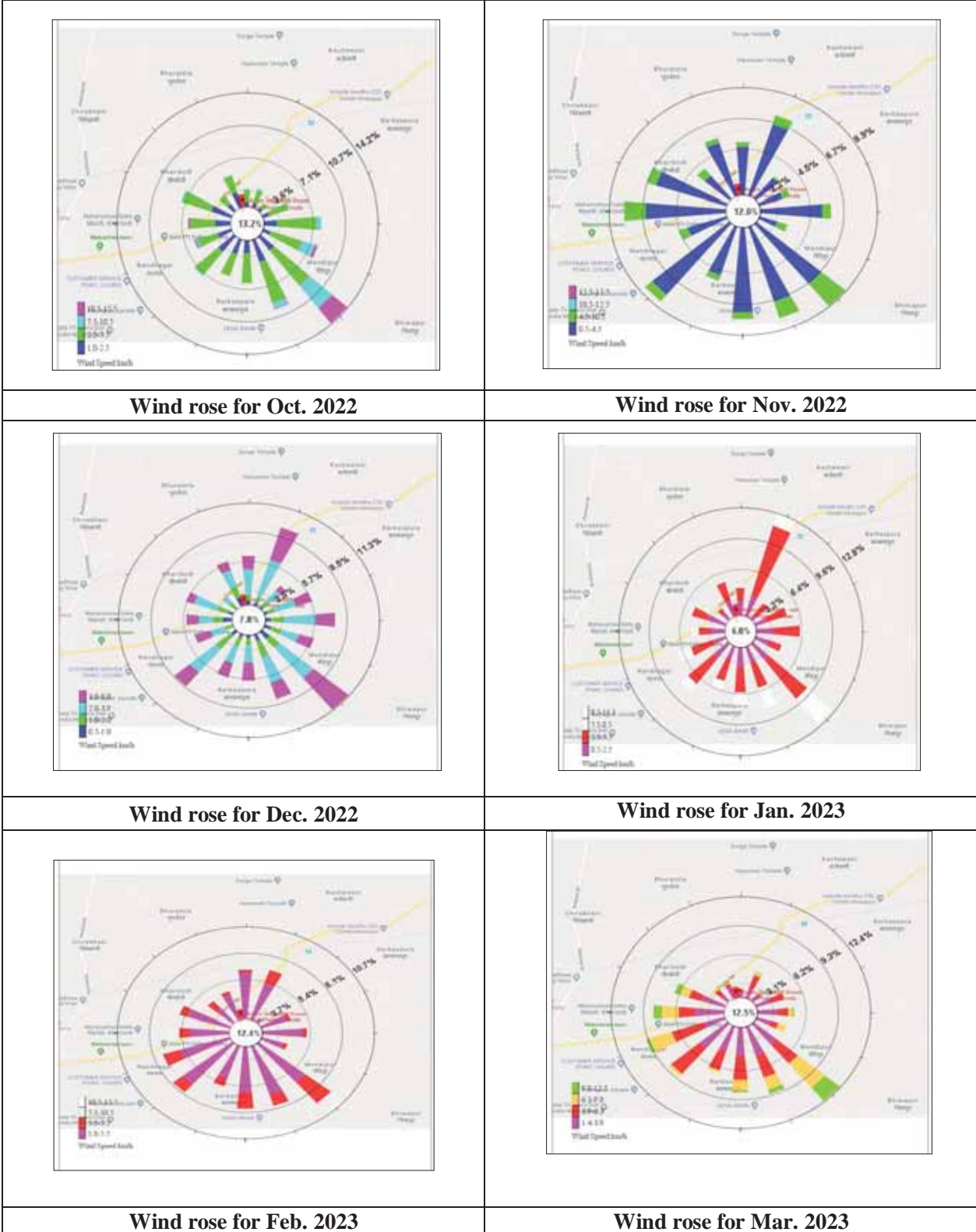


FIGURE-3.1 SITE SPECIFIC WINDROSE FOR OCT. 2022-MAR. 2023

3.2 Ambient Air Quality

Ambient air quality has been carried out within plant for the period of OCT. 2022-MAR. 2023. PM₁₀, PM_{2.5}, SO₂ & NO₂, sampling at all the locations is done for 24 hours average twice a week by APML. The values obtained were then compared vis-a-vis the standards prescribed by CPCB for Industrial/ Rural / Residential uses.

3.2.1 Presentation of Results.

The summary of Ambient Air Quality monitoring results for the period of OCT. 2022-MAR. 2023 are presented in detail in **Table 3.2** for Inside plant area. 98th percentile; maximum and minimum values etc have been computed from the collected raw data for all the AAQ monitoring station. The data has been compared with the standards prescribed by Central Pollution Control Board (CPCB)/NAAQ for residential and rural zone.

Particulate Matter-PM10

The minimum and maximum concentrations during OCT. 2022-MAR. 2023 in the plant area location for Particulate Matter-PM₁₀ were recorded as 42.9 µg/m³ and 89.7 µg/m³ respectively. The minimum concentration was recorded at Near Brick Plant (A2) and maximum concentration at Near Chaina Colony (A3).

Particulate Matter-PM_{2.5}

The minimum and maximum concentrations in the plant area location for PM_{2.5} were recorded as 15.9µg/m³ and 54.1 µg/m³ respectively. The minimum and Maximum concentration was recorded at Near China colony (A3).

Sulphur Dioxide (SO₂)

The minimum and maximum SO₂ concentrations in the plant area location were recorded as 4.0µg/m³ and 22.7 µg/m³ respectively. The minimum concentration was recorded at Near Chaina Colony (A3) and maximum concentration was recorded at Near Chaina Colony (A3) respectively.

Adani Power Maharashtra Limited
Six Monthly Environmental Monitoring Reports

Nitrogen Dioxide (NO₂)

The minimum and maximum NO₂ concentrations in the plant area location were recorded as 11.7 µg/m³ and 29.3 µg/m³ respectively. The minimum concentration was recorded at Near Brick Plant(A2) and maximum concentration was recorded at Near AWRS (A1) respectively.

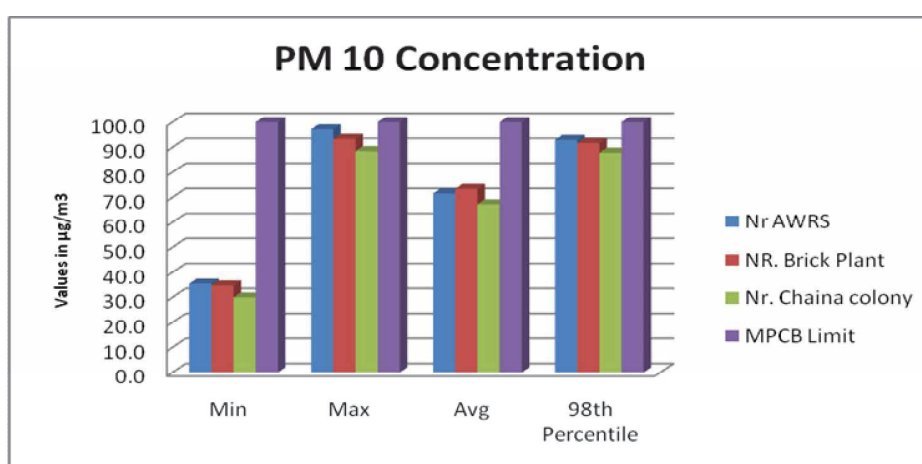
TABLE- 3.2 SUMMARY OF AMBIENT AIR QUALITY RESULT

(Inside Plant Premises)

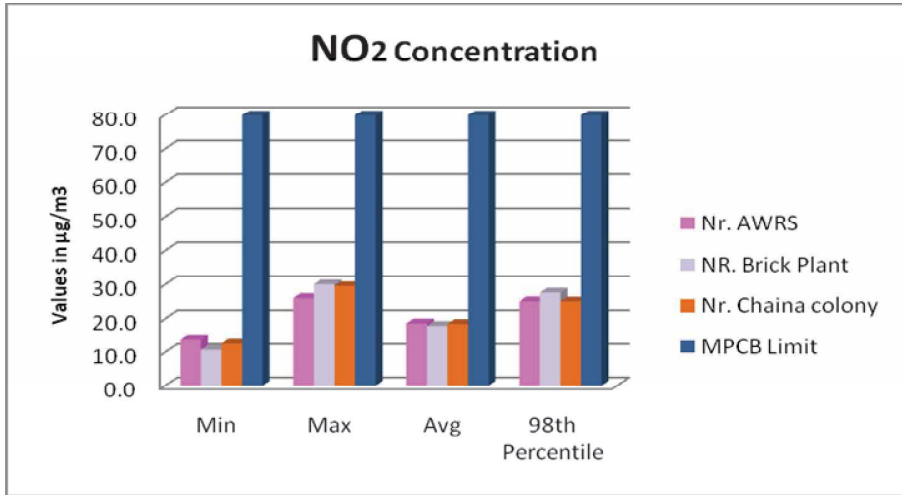
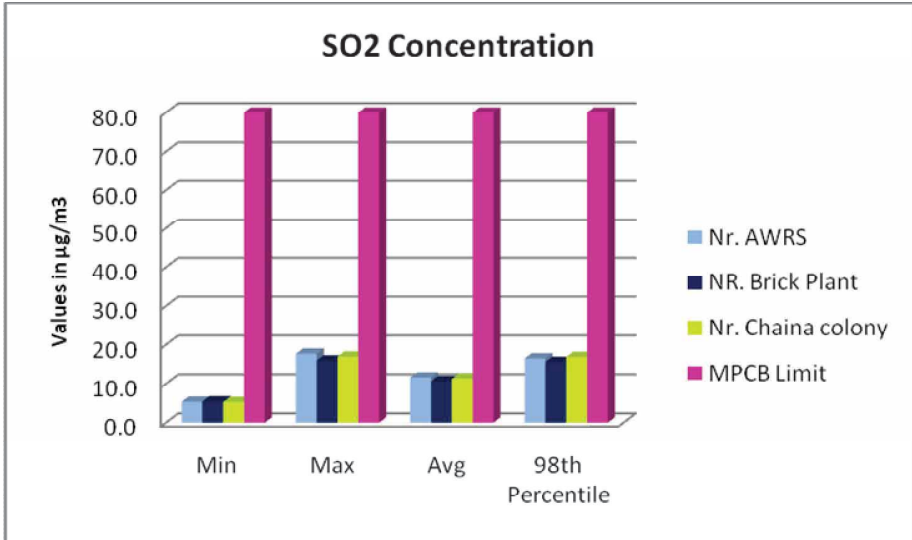
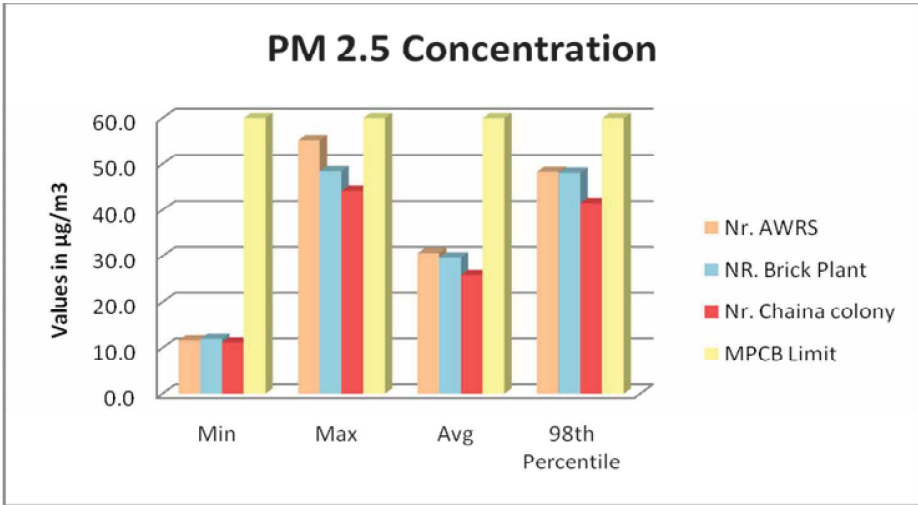
for the period of Oct 2022- Mar. 2023

All values are µg/m³

Location	PM ₁₀				PM _{2.5}				SO ₂				NO ₂			
	Min	Max	Avg	98% tile	Min	Max	Avg	98% tile	Min	Max	Avg.	98% tile	Min	Max	Avg.	98% tile
Near AWRS	35.4	97.1	71.5	93.0	11.7	55.2	30.7	48.3	5.3	17.7	11.6	16.5	13.7	26.1	18.7	25.1
Near Brick Plant	34.7	93.4	73.4	91.7	11.9	48.4	29.7	48.1	5.4	15.9	10.7	15.6	10.7	30.1	17.9	27.7
Near Chaina colony	29.9	88.4	67.2	87.8	11.1	44.2	25.8	41.6	5.3	16.9	11.3	16.9	12.6	29.6	18.5	25.1
MPCB Limit	100				60				80				80			



**Adani Power Maharashtra Limited
Six Monthly Environmental Monitoring Reports**



Adani Power Maharashtra Limited
Six Monthly Environmental Monitoring Reports

3.3 Stack Monitoring.

Stack monitoring is done with the help of stack Kit (ECOTECH Stack Kit) & Prob set, once in a quarter at Boiler Stack 1 to 5 situated in plant. Height of the Boiler Stack was noted as, 275m and I.D. 7.4m. Flue gas, Velocity, Temperature, Volume & Qty, PM, SO₂, NO_x, Hg are analysed. The values obtained are then compared vis-a-vis with the standards prescribed by CPCB.

3.3.1 Presentation of Results.

The Stack analysis results for the period of OCT. 2022-MAR. 2023 are presented in detail for various parameters like Flue gas, Velocity, Temperature, Volume & Qty, SPM, SO₂, NO_x, Hg values etc computed from the collected raw data for the Stack monitoring station. The summary of these results is presented below. The data has been compared with the standards prescribed by Central Pollution Control Board (CPCB)/MPCB

TABLE- 3.3 Stack Analysis Report for the period of Oct. 2022 - Mar.-2022

Power Plant (Unit-I to Unit 5)

PARAMETERS	CONCENTRATION									
	Unit I		Unit 2		Unit 3		Unit 4		Unit 5	
Date of Sampling	Dec. 2022	Mar. 2023	Dec. 2022	Mar. 2023	Dec. 2022	Mar. 2023	Dec. 2022	Mar. 2023	Dec2022	Mar. 2023
Diameter of Stack (M)	7.4	7.4	7.4	7.4	7.4	7.4	7.4	7.4	Plant not Working	7.4
Height of Stack (M)	275	275	275	275	275	275	275	275		275
Temp. of exit gas (0 C)	126	127	122	128	124	131	127	124		128
Velocity of exit gas (m/sec)	24.4	23.92	23.62	23.35	24.12	23.94	23.87	23.44		23.88
Flow of exit gas at stack temp. & Press.(m3/hr)	3775942.9	3701662.10	3655236.6	3613453.60	3736764.4	3704757.13	3693924.5	3627381.2		3695472.0
Flow of exit gas at NTP(Nm3/hr)	2679121.4	2619851.35	2619740.4	2551044.17	2664679.9	2596081.05	2614375.1	2586679.2		2608947.9
PM (mg/Nm3)	43.8	41.6	45.7	40.7	40.6	36.7	46.2	42.3		40.9
Total dust emission (kg/hr)	117.34	108.98	119.72	103.83	108.19	95.28	120.78	109.41		106.70
SO ₂ (mg/Nm3)	752.7	812.3	807.3	826.18	766.9	791.5	784.4	807.7		773.6
SO ₂ (kg/hr)	2016.57	2128.10	2114.92	2107.62	2043.54	2054.80	2050.716	2089.26		2018.28
SO ₂ (TPD)	48.397	51.07	50.76	50.58	49.04	49.31	49.217	50.14		48.44
NO _x (mg/Nm3)	306.2	310.2	298.5	303.7	302.2	296.6	290.5	301.3		303.7
Mercury (mg/Nm3)	0.0132	0.0147	0.0163	0.0151	0.0151	0.0167	0.0135	0.0146	0.0158	

Note: Values of PM, SO₂ and NO_x based on 6% O₂

3.4 Water Quality

Ground waters were collected at 4 locations and Surface water at 4 locations within the 10 km radial distance of power plant were analyzed as per IS 10500 to assess the quality of water for portability.

Presentation of Results

The results of the water quality monitored in the period of OCT. 2022-MAR. 2023, that of four surface water and four ground water samples and seven drinking water samples. The surface water quality results are given in **Table-3.4**, the results of ground water quality is given in **Table-3.5** and the results of Waste water quality are given in **Table-3.6** the findings are discussed below.

3.4.1 Ground Water Quality.

Most of the villages in the Nearby plant area have hand pumps, as most of the residents of these area use of this water for drinking and other domestic uses.

The analysis results indicate that the pH ranges from 7.55 to 7.98 the maximum pH observed at Kachewani Village(GW1) and Minimum pH were observed at Garada Village (GW3) which is well within the specified standard of 6.5 to 8.5.

Total hardness was observed to be ranging from 194 to 530 mg/l. The maximum hardness 530 mg/l was recorded at Kachewani Village (GW1) and the minimum hardness of 194 mg/l was recorded at Garada village(GW3), Which is well within the specified standard of 200(600) mg/l.

Chlorides were found to be in the range of 17.3 mg/l to 174.3mg/l, the maximum concentration of chlorides was observed at Kachewani Village (GW1) and the minimum concentration of chlorides was observed at Garada Village(GW3)

Sulphates were found to be in the range of 151 mg/l to 130.6 mg/l. The maximum value observed at Kachewani Village (GW1) and the minimum value observed at Garada Village(GW3).

The values of Chlorides and sulphate are acceptable limits.

The analysis results indicate all parameter including bacteriological and heavy metal parameters are well within the drinking water standards.

3.4.2 Surface Water Quality.

The analysis results indicate that the pH values in the range of 7.47 to 7.90 the minimum and maximum value was observed at Wainganga River and Garada nalah water respectively which is well within the specified standard of 6.5 to 8.5.

TDS was observed in the range of 154 mg/l to 640 mg/l, the maximum TDS value was observed at Garada Nalah where as minimum value was observed in Wainganga River, where as TDS is within Desirable limits.

Chlorides and Sulphates were found to be in the range of 9.3 to 41.6 mg/l and 7.8 to 23.3 mg/l respectively. It is observed that value of chlorides and Sulphates are well within acceptable limits. It is evident from the above values that all the parameters are found to comply with the requirements of IS: 10500 specification of surface water except bacteriological parameters. The surface water quality does not indicate any industrial contamination.

Heavy metals concentrations for metals like Arsenic (As), Mercury (Hg), Lead (Pb), Cadmium (Cd), Chromium (Cr) and Copper (Cu) were found to be within the acceptable limits.

3.4.3 Waste Water Quality

Waste water samples were also collected from Cooling Tower Blodown of unit 1 to 5 and Boiler-Blow down collected of Unit 3 in the March. 2023, Analytical methods mentioned in IS: 3025 and Standard Methods published by APHA were followed. The summary of waste water quality collected on quarterly basis for the period of OCT. 2022-MAR. 2023 are given in **Table-3.6**

3.4.4 Pizo-Metric water

There were 3 Pizo metric monitored for water level and collected water samples were analyzed as per IS: 3025 and Standard Methods published by APHA were followed. The summary of pizo-metric water quality collected on quarterly basis for the period of OCT. 2022-MAR. 2023 are given in **Table-3.7**

3.5 Noise Level:

Noise level was measured by APML in basic units of dB(A) at eleven location inside the plant (industrial Area) during day time and Night time for 24Hrs.

Noise level was found within the acceptable limits during daytime as well as night time for all locations with reference to CPCB standard limits for Industrial area and Residential area.

Noise levels at following locations were recorded for the period of OCT. 2022-MAR. 2023 on monthly basis. The summary of Noise Level is given in **Table-3.8**

Adani Power Maharashtra Limited
Six Monthly Environmental Monitoring Reports

3.6 Soil Quality

Soil samples were collected at 3 locations within the 10 km radial distance of power plant were analyzed as per IS:2720 . The analysis results given in **Table-3.9**.

TABLE- 3.4 SURFACE WATER QUALITY

SW1: Wainganga River Water

Sr. No.	Test Parameters	Unit	As per IS 10500 : 2012	Results	
				Dec 2022	Mar. 2023
1	Apparent Colour	Hazen units	5 (15)	1.2	1.0
2	Odour	-	Agreeable	Agreeable	Agreeable
3	Taste	-	Agreeable	-	-
4	Turbidity NTU	NTU	1(5)	0.8	0.6
5	Total Dissolved Solid	mg / l	500 (2000)	154	170
6	Electrical Conductivity	µS/cm	-	252	276
7	Total Alkalinity	mg / l	200 (600)	108	122
8	pH Value at 25°C	-	6.5 to 8.5	7.47	7.60
9	Total Hardness (CaCO3)	mg / l	200 (600)	84	108
10	Calcium (as Ca)	mg / l	75 (200)	24.2	28.2
11	Magnesium (as Mg)	mg / l	30 (100)	5.8	9.1
12	Copper as(Cu)	mg / l	0.05(1.5)	< 0.01	< 0.01
13	Iron (as Fe)	mg / l	0.3	0.061	0.063
14	Manganese as (Mn)	mg / l	0.1(0.3)	< 0.01	< 0.01
15	Chlorides (as Cl)	mg / l	250(1000)	9.3	10.6
16	Sulphate (as SO4)	mg / l	200 (400)	7.8	8.5
17	Nitrates (as NO3)	mg / l	45	2.25	2.40
18	Fluoride (as F)	mg / l	1.0 (1.5)	0.37	0.42
19	Phenolic Compounds	mg / l	0.001	BDL	BDL
20	Mercury as (Hg)	mg / l	0.001	< 0.0005	< 0.0005
21	Cadmium as (Cd)	mg / l	0.003	< 0.001	< 0.001
22	Selenium as (Se)	mg / l	0.01	< 0.001	< 0.001
23	Arsenic as (As)	mg / l	0.01 (0.05)	< 0.01	< 0.01
24	Cyanide as (CN)	mg / l	0.05	< 0.005	< 0.005
25	Lead as (Pb)	mg / l	0.01	< 0.001	< 0.001
26	Zinc as (Zn)	mg / l	5 (15)	0.098	0.11
27	Total Chromium as (Cr)	mg / l	0.05	< 0.03	< 0.03
28	Mineral Oil	mg / l	0.05	< 0.01	< 0.01
29	Free Residual Chlorine	mg / l	0.2 (1.0)	Nil	Nil
30	Total Coliform	MPN/100 ml	Absent	>16	>16
31	E. Coli	Nos./100 ml	Absent	> 16	>16

Note : Standards limit given as Acceptable Limit (Permissible Limit)

Adani Power Maharashtra Limited
Six Monthly Environmental Monitoring Reports

SW2: Mendipur Pond Water

Sr. No.	Test Parameters	Unit	As per IS 10500 : 2012	Results	
				Dec 2022	Mar. 2023
1	Apparent Colour	Hazen units	5 (15)	1.8	1.5
2	Odour	-	Agreeable	Agreeable	Agreeable
3	Taste	-	Agreeable	-	-
4	Turbidity NTU	NTU	1(5)	1.2	1.0
5	Total Dissolved Solid	mg / l	500 (2000)	162	184
6	Electrical Conductivity	µS/cm	-	266	292
7	Total Alkalinity	mg / l	200 (600)	126	140
8	pH Value at 25°C	-	6.5 to 8.5	7.53	7.61
9	Total Hardness (CaCO3)	mg / l	200 (600)	84	108
10	Calcium (as Ca)	mg / l	75 (200)	26.2	31.2
11	Magnesium (as Mg)	mg / l	30 (100)	4.49	7.3
12	Copper as(Cu)	mg / l	0.05(1.5)	< 0.01	< 0.01
13	Iron (as Fe)	mg / l	0.3	0.073	0.076
14	Manganese as (Mn)	mg / l	0.1(0.3)	0.009	0.010
15	Chlorides (as Cl)	mg / l	250(1000)	9.8	11.2
16	Sulphate (as SO4)	mg / l	200 (400)	9.3	10.4
17	Nitrates (as NO3)	mg / l	45	3.40	4.75
18	Fluoride (as F)	mg / l	1.0 (1.5)	0.35	0.48
19	Phenolic Compounds	mg / l	0.001	BDL	BDL
20	Mercury as (Hg)	mg / l	0.001	< 0.0005	< 0.0005
21	Cadmium as (Cd)	mg / l	0.003	< 0.001	< 0.001
22	Selenium as (Se)	mg / l	0.01	< 0.001	< 0.001
23	Arsenic as (As)	mg / l	0.01 (0.05)	< 0.01	< 0.01
24	Cyanide as (CN)	mg / l	0.05	< 0.005	< 0.005
25	Lead as (Pb)	mg / l	0.01	< 0.001	< 0.001
26	Zinc as (Zn)	mg / l	5 (15)	0.11	0.15
27	Total Chromium as (Cr)	mg / l	0.05	< 0.03	< 0.03
28	Mineral Oil	mg / l	0.05	< 0.01	< 0.01
29	Free Residual Chlorine	mg / l	0.2 (1.0)	Nil	Nil
30	Total Coliform	MPN/100 ml	Absent	> 16	> 16
31	E. Coli	Nos./100 ml	Absent	> 16	> 16

Note : Standards limit given as Acceptable Limit (Permissible Limit)

Adani Power Maharashtra Limited
Six Monthly Environmental Monitoring Reports

SW3: Garada Village Nalah water

Sr. No.	Test Parameters	Unit	As per IS 10500 : 2012	Results	
				Dec 2022	Mar. 2023
1	Apparent Colour	Hazen units	5 (15)	1.2	1.5
2	Odour	-	Agreeable	Agreeable	Agreeable
3	Taste	-	Agreeable	-	-
4	Turbidity NTU	NTU	1(5)	0.5	0.8
5	Total Dissolved Solid	mg / l	500 (2000)	398	640
6	Electrical Conductivity	µS/cm	-	642	1030
7	Total Alkalinity	mg / l	200 (600)	168	192
8	pH Value at 25°C	-	6.5 to 8.5	7.82	7.90
9	Total Hardness (CaCO3)	mg / l	200 (600)	164	270
10	Calcium (as Ca)	mg / l	75 (200)	42.2	66.0
11	Magnesium (as Mg)	mg / l	30 (100)	14.2	25.5
12	Copper as(Cu)	mg / l	0.05(1.5)	< 0.01	< 0.01
13	Iron (as Fe)	mg / l	0.3	0.076	0.084
14	Manganese as (Mn)	mg / l	0.1(0.3)	< 0.01	< 0.01
15	Chlorides (as Cl)	mg / l	250(1000)	26.2	41.6
16	Sulphate (as SO4)	mg / l	200 (400)	17.4	23.3
17	Nitrates (as NO3)	mg / l	45	3.30	4.55
18	Fluoride (as F)	mg / l	1.0 (1.5)	0.52	0.70
19	Phenolic Compounds	mg / l	0.001	BDL	BDL
20	Mercury as (Hg)	mg / l	0.001	< 0.0005	< 0.0005
21	Cadmium as (Cd)	mg / l	0.003	< 0.001	< 0.001
22	Selenium as (Se)	mg / l	0.01	< 0.001	< 0.001
23	Arsenic as (As)	mg / l	0.01 (0.05)	< 0.01	< 0.01
24	Cyanide as (CN)	mg / l	0.05	< 0.005	< 0.005
25	Lead as (Pb)	mg / l	0.01	< 0.001	< 0.001
26	Zinc as (Zn)	mg / l	5 (15)	0.14	0.19
27	Total Chromium as (Cr)	mg / l	0.05	< 0.03	< 0.03
28	Mineral Oil	mg / l	0.05	< 0.01	< 0.01
29	Free Residual Chlorine	mg / l	0.2 (1.0)	Nil	Nil
30	Total Coliform	MPN/100 ml	Absent	> 16	> 16
31	E. Coli	Nos./100 ml	Absent	> 16	> 16

Note : Standards limit given as Acceptable Limit (Permissible Limit)

Adani Power Maharashtra Limited
Six Monthly Environmental Monitoring Reports

SW4: Kachewani Pond water

Sr. No.	Test Parameters	Unit	As per IS 10500 : 2012	Results	
				Dec 2022	Mar. 2023
1	Apparent Colour	Hazen units	5 (15)	1.8	1.0
2	Odour	-	Agreeable	Agreeable	Agreeable
3	Taste	-	Agreeable	-	-
4	Turbidity NTU	NTU	1(5)	1.2	0.8
5	Total Dissolved Solid	mg / l	500 (2000)	206	224
6	Electrical Conductivity	µS/cm	-	334	362
7	Total Alkalinity	mg / l	200 (600)	128	138
8	pH Value at 25°C	-	6.5 to 8.5	7.57	7.66
9	Total Hardness (CaCO3)	mg / l	200 (600)	128	146
10	Calcium (as Ca)	mg / l	75 (200)	38.8	45.2
11	Magnesium (as Mg)	mg / l	30 (100)	7.5	8.0
12	Copper as(Cu)	mg / l	0.05(1.5)	< 0.01	< 0.01
13	Iron (as Fe)	mg / l	0.3	0.071	0.076
14	Manganese as (Mn)	mg / l	0.1(0.3)	< 0.01	< 0.01
15	Chlorides (as Cl)	mg / l	250(1000)	10.8	11.7
16	Sulphate (as SO4)	mg / l	200 (400)	10.1	10.5
17	Nitrates (as NO3)	mg / l	45	2.85	3.10
18	Fluoride (as F)	mg / l	1.0 (1.5)	0.42	0.47
19	Phenolic Compounds	mg / l	0.001	BDL	BDL
20	Mercury as (Hg)	mg / l	0.001	< 0.0005	< 0.0005
21	Cadmium as (Cd)	mg / l	0.003	< 0.001	< 0.001
22	Selenium as (Se)	mg / l	0.01	< 0.001	< 0.001
23	Arsenic as (As)	mg / l	0.01 (0.05)	< 0.01	< 0.01
24	Cyanide as (CN)	mg / l	0.05	< 0.005	< 0.005
25	Lead as (Pb)	mg / l	0.01	< 0.001	< 0.001
26	Zinc as (Zn)	mg / l	5 (15)	0.10	0.12
27	Total Chromium as (Cr)	mg / l	0.05	< 0.03	< 0.03
28	Mineral Oil	mg / l	0.05	< 0.01	< 0.01
29	Free Residual Chlorine	mg / l	0.2 (1.0)	Nil	Nil
30	Total Coliform	MPN/100 ml	Absent	> 16	> 16
31	E.Coli	Nos./100 ml	Absent	> 16	> 16

Note : Standards limit given as Acceptable Limit (Permissible Limit)

Adani Power Maharashtra Limited
Six Monthly Environmental Monitoring Reports

TABLE- 3.5 GROUND WATER REPORT

Monitoring Date: 21.12.2022

STATIC WATER LEVEL OF OPEN WELL						
Name of village	Plinth Height (m)	Diameter (m)	Water level from G.L. (m)	Shape	Total Depth of well from G.L (m)	Landmark
Mendipur	0.85	1.45	3.30	Round	11.00	Near Vitoba Ahinshak Suryavanshi Residence
Khairbori	1.10	1.83	3.80	Round	10.10	Near Hanuman Temple, Durga Temple
Churadi	1.20	2.60	4.05	Round	11.60	Near Primary School
Kachewani	1.5	4.80	3.70	Round	12.30	Opp. ZP. school

Monitoring Date: 9.03.2023

STATIC WATER LEVEL OF OPEN WELL						
Name of village	Plinth Height (m)	Diameter (m)	Water level from G.L. (m)	Shape	Total Depth of well from G.L (m)	Landmark
Mendipur	0.85	1.45	8.80	Round	11.00	Near Vitoba Ahinshak Suryavanshi Residence
Khairbori	1.10	1.83	7.40	Round	10.10	Near Hanuman Temple, Durga Temple
Churadi	1.20	2.60	8.10	Round	11.60	Near Primary School
Kachewani	1.5	4.80	8.70	Round	12.30	Opp. ZP. school

Adani Power Maharashtra Limited
Six Monthly Environmental Monitoring Reports

GROUND WATER QUALITY

GW1: Kachewani Hand Pump water

Sr. No.	Test Parameters	Unit	As per IS 10500 : 2012	Results	
				Dec 2022	Mar. 2023
1	Apparent Colour	Hazen units	5 (15)	0.1	0.1
2	Odour	-	Agreeable	Agreeable	Agreeable
3	Taste	-	Agreeable	Agreeable	Agreeable
4	Turbidity NTU	NTU	1(5)	0.1	0.1
5	Total Dissolved Solid	mg / l	500 (2000)	710	1162
6	Electrical Conductivity	µS/cm	-	1146	1866
7	Total Alkalinity	mg / l	200 (600)	224	232
8	pH Value at 25°C	-	6.5 to 8.5	7.82	7.98
9	Total Hardness (CaCO3)	mg / l	200 (600)	316	530
10	Calcium (as Ca)	mg / l	75 (200)	75.2	102.2
11	Magnesium (as Mg)	mg / l	30 (100)	31.1	66.7
12	Copper as(Cu)	mg / l	0.05(1.5)	< 0.01	< 0.01
13	Iron (as Fe)	mg / l	0.3	0.17	0.24
14	Manganese as (Mn)	mg / l	0.1(0.3)	0.011	0.013
15	Chlorides (as Cl)	mg / l	250(1000)	91.2	174.3
16	Sulphate (as SO4)	mg / l	200 (400)	76.6	130.6
17	Nitrates (as NO3)	mg / l	45	2.15	3.85
18	Fluoride (as F)	mg / l	1.0 (1.5)	0.78	0.96
19	Phenolic Compounds	mg / l	0.001	BDL	BDL
20	Mercury as (Hg)	mg / l	0.001	< 0.0005	< 0.0005
21	Cadmium as (Cd)	mg / l	0.003	< 0.001	< 0.001
22	Selenium as (Se)	mg / l	0.01	< 0.001	< 0.001
23	Arsenic as (As)	mg / l	0.01 (0.05)	< 0.01	< 0.01
24	Cyanide as (CN)	mg / l	0.05	< 0.005	< 0.005
25	Lead as (Pb)	mg / l	0.01	< 0.001	< 0.001
26	Zinc as (Zn)	mg / l	5 (15)	0.48	0.71
27	Total Chromium as (Cr)	mg / l	0.05	< 0.03	< 0.03
28	Mineral Oil	mg / l	0.05	< 0.01	< 0.01
29	Free Residual Chlorine	mg / l	0.2 (1.0)	< 0.1	< 0.1
30	Total Coliform	MPN/100 ml	Absent	Absent	Absent
31	E. Coli	Nos./100 ml	Absent	Absent	Absent

Note : Standards limit given as Acceptable Limit (Permissible Limit)

Adani Power Maharashtra Limited
Six Monthly Environmental Monitoring Reports

GW2: Mendipur Hand Pump water

Sr. No.	Test Parameters	Unit	As per IS 10500 :2012	Results	
				Dec 2022	Mar. 2023
1	Apparent Colour	Hazen units	5 (15)	0.1	0.1
2	Odour	-	Agreeable	Agreeable	Agreeable
3	Taste	-	Agreeable	Agreeable	Agreeable
4	Turbidity NTU	NTU	1(5)	0.1	0.1
5	Total Dissolved Solid	mg / l	500 (2000)	586	620
6	Electrical Conductivity	µS/cm	-	952	1014
7	Total Alkalinity	mg / l	200 (600)	192	196
8	pH Value at 25°C	-	6.5 to 8.5	7.72	7.81
9	Total Hardness (CaCO3)	mg / l	200 (600)	294	300
10	Calcium (as Ca)	mg / l	75 (200)	68.8	71.2
11	Magnesium (as Mg)	mg / l	30 (100)	29.6	30.0
12	Copper as(Cu)	mg / l	0.05(1.5)	< 0.01	< 0.01
13	Iron (as Fe)	mg / l	0.3	0.087	0.095
14	Manganese as (Mn)	mg / l	0.1(0.3)	< 0.01	< 0.01
15	Chlorides (as Cl)	mg / l	250(1000)	21.2	23.8
16	Sulphate (as SO4)	mg / l	200 (400)	19.0	19.6
17	Nitrates (as NO3)	mg / l	45	2.10	2.65
18	Fluoride (as F)	mg / l	1.0 (1.5)	0.77	0.77
19	Phenolic Compounds	mg / l	0.001	BDL	BDL
20	Mercury as (Hg)	mg / l	0.001	< 0.0005	< 0.0005
21	Cadmium as (Cd)	mg / l	0.003	< 0.001	< 0.001
22	Selenium as (Se)	mg / l	0.01	< 0.001	< 0.001
23	Arsenic as (As)	mg / l	0.01 (0.05)	< 0.01	< 0.01
24	Cyanide as (CN)	mg / l	0.05	< 0.005	< 0.005
25	Lead as (Pb)	mg / l	0.01	< 0.001	< 0.001
26	Zinc as (Zn)	mg / l	5 (15)	0.19	0.21
27	Total Chromium as (Cr)	mg / l	0.05	< 0.03	< 0.03
28	Mineral Oil	mg / l	0.05	< 0.01	< 0.01
29	Free Residual Chlorine	mg / l	0.2 (1.0)	< 0.1	< 0.1
30	Total Coliform	MPN/100 ml	Absent	Absent	Absent
31	E.Coli	Nos./100 ml	Absent	Absent	Absent

Note : Standards limit given as Acceptable Limit (Permissible Limit)

Adani Power Maharashtra Limited
Six Monthly Environmental Monitoring Reports

GW3: Garada Hand Pump water

Sr. No.	Test Parameters	Unit	As per IS 10500 : 2012	Results	
				Dec 2022	Mar. 2023
1	Apparent Colour	Hazen units	5 (15)	0.1	0.1
2	Odour	-	Agreeable	Agreeable	Agreeable
3	Taste	-	Agreeable	Agreeable	Agreeable
4	Turbidity NTU	NTU	1(5)	0.1	0.1
5	Total Dissolved Solid	mg / l	500 (2000)	362	630
6	Electrical Conductivity	µS/cm	-	590	1018
7	Total Alkalinity	mg / l	200 (600)	176	192
8	pH Value at 25°C	-	6.5 to 8.5	7.55	7.70
9	Total Hardness (CaCO3)	mg / l	200 (600)	194	282
10	Calcium (as Ca)	mg / l	75 (200)	58.8	70.2
11	Magnesium (as Mg)	mg / l	30 (100)	11.4	25.9
12	Copper as(Cu)	mg / l	0.05(1.5)	< 0.01	< 0.01
13	Iron (as Fe)	mg / l	0.3	0.068	0.082
14	Manganese as (Mn)	mg / l	0.1(0.3)	< 0.01	< 0.01
15	Chlorides (as Cl)	mg / l	250(1000)	17.3	26.8
16	Sulphate (as SO4)	mg / l	200 (400)	15.1	21.3
17	Nitrates (as NO3)	mg / l	45	2.10	2.75
18	Fluoride (as F)	mg / l	1.0 (1.5)	0.68	0.85
19	Phenolic Compounds	mg / l	0.001	BDL	BDL
20	Mercury as (Hg)	mg / l	0.001	< 0.0005	< 0.0005
21	Cadmium as (Cd)	mg / l	0.003	< 0.001	< 0.001
22	Selenium as (Se)	mg / l	0.01	< 0.001	< 0.001
23	Arsenic as (As)	mg / l	0.01 (0.05)	< 0.01	< 0.01
24	Cyanide as (CN)	mg / l	0.05	< 0.005	< 0.005
25	Lead as (Pb)	mg / l	0.01	< 0.001	< 0.001
26	Zinc as (Zn)	mg / l	5 (15)	0.36	0.46
27	Total Chromium as (Cr)	mg / l	0.05	< 0.03	< 0.03
28	Mineral Oil	mg / l	0.05	< 0.01	< 0.01
29	Free Residual Chlorine	mg / l	0.2 (1.0)	< 0.1	< 0.1
30	Total Coliform	MPN/100 ml	Absent	Absent	Absent
31	E. Coli	Nos./100 ml	Absent	Absent	Absent

Note : Standards limit given as Acceptable Limit (Permissible Limit)

Adani Power Maharashtra Limited
Six Monthly Environmental Monitoring Reports

GW4: Chikhali Hand Pump water

Sr. No.	Test Parameters	Unit	As per IS 10500 : 2012	Results	
				Dec 2022	Mar. 2023
1	Apparent Colour	Hazen units	5 (15)	0.1	0.1
2	Odour	-	Agreeable	Agreeable	Agreeable
3	Taste	-	Agreeable	Agreeable	Agreeable
4	Turbidity NTU	NTU	1(5)	0.1	0.1
5	Total Dissolved Solid	mg / l	500 (2000)	426	710
6	Electrical Conductivity	µS/cm	-	690	1142
7	Total Alkalinity	mg / l	200 (600)	184	212
8	pH Value at 25oC	-	6.5 to 8.5	7.62	7.84
9	Total Hardness (CaCO3)	mg / l	200 (600)	214	330
10	Calcium (as Ca)	mg / l	75 (200)	68.2	79.2
11	Magnesium (as Mg)	mg / l	30 (100)	10.6	32.0
12	Copper as(Cu)	mg / l	0.05(1.5)	< 0.01	< 0.01
13	Iron (as Fe)	mg / l	0.3	0.083	0.095
14	Manganese as (Mn)	mg / l	0.1(0.3)	< 0.01	< 0.01
15	Chlorides (as Cl)	mg / l	250(1000)	21.4	56.6
16	Sulphate (as SO4)	mg / l	200 (400)	16.3	27.5
17	Nitrates (as NO3)	mg / l	45	2.15	3.40
18	Fluoride (as F)	mg / l	1.0 (1.5)	0.73	0.92
19	Phenolic Compounds	mg / l	0.001	BDL	BDL
20	Mercury as (Hg)	mg / l	0.001	< 0.0005	< 0.0005
21	Cadmium as (Cd)	mg / l	0.003	< 0.001	< 0.001
22	Selenium as (Se)	mg / l	0.01	< 0.001	< 0.001
23	Arsenic as (As)	mg / l	0.01 (0.05)	< 0.01	< 0.01
24	Cyanide as (CN)	mg / l	0.05	< 0.005	< 0.005
25	Lead as (Pb)	mg / l	0.01	< 0.001	< 0.001
26	Zinc as (Zn)	mg / l	5 (15)	0.28	0.41
27	Total Chromium as (Cr)	mg / l	0.05	< 0.03	< 0.03
28	Mineral Oil	mg / l	0.05	< 0.01	< 0.01
29	Free Residual Chlorine	mg / l	0.2 (1.0)	< 0.1	< 0.1
30	Total Coliform	MPN/100 ml	Absent	Absent	Absent
31	E. Coli	Nos./100 ml	Absent	Absent	Absent

Note : Standards limit given as Acceptable Limit (Permissible Limit)

Adani Power Maharashtra Limited
Six Monthly Environmental Monitoring Reports

TABLE- 3.6 WASTE WATER QUALITY (OCT. 2022-MAR. 2023)

Sample Category : Unit-1- Cooling Tower Blow Down water (WW-1)

Sr. No.	Parameters	Unit	MPCB Limit	Results	
				Dec 2022	Mar. 2023
1.	Free Available Chlorine	mg / l	0.5	0.27	0.24
2.	Zinc as (Zn)	mg / l	1.0	0.12	0.11
3.	Total Chromium as (Cr)	mg / l	0.2	0.013	0.014
4.	Phosphate as (PO4)	mg/ l	5.0	1.39	1.36

Sample Category : Unit-2- Cooling Tower Blow Down water (WW-2)

Sr. No.	Parameters	Unit	MPCB Limit	Results	
				Dec 2022	Mar. 2023
1.	Free Available Chlorine	mg / l	0.5	0.26	0.22
2.	Zinc as (Zn)	mg / l	1.0	0.17	0.14
3.	Total Chromium as (Cr)	mg / l	0.2	0.014	0.016
4.	Phosphate as (PO4)	mg/ l	5.0	1.34	1.31

Sample Category : Unit-3- Cooling Tower Blow Down water (WW-3)

Sr. No.	Parameters	Unit	MPCB Limit	Results	
				Dec 2022	Mar. 2023
1.	Free Available Chlorine	mg / l	0.5	0.23	0.25
2.	Zinc as (Zn)	mg / l	1.0	0.12	0.14
3.	Total Chromium as (Cr)	mg / l	0.2	0.016	0.012
4.	Phosphate as (PO4)	mg/ l	5.0	1.37	1.35

Adani Power Maharashtra Limited
Six Monthly Environmental Monitoring Reports

Sample Category : Unit-4-Cooling Tower Blow Down water (WW-4)

Sr. No.	Parameters	Unit	MPCB Limit	Results	
				Dec 2022	Mar. 2023
1.	Free Available Chlorine	mg / l	0.5	0.28	0.24
2.	Zinc as (Zn)	mg / l	1.0	0.14	0.11
3.	Total Chromium as (Cr)	mg / l	0.2	0.011	0.013
4.	Phosphate as (PO4)	mg/l	5.0	1.33	1.36

Sample Category : Unit-5- Cooling Tower Blow Down water (WW-5)

Sr. No.	Parameters	Unit	MPCB Limit	Results	
				Dec 2022	Mar. 2023
1.	Free Available Chlorine	mg / l	0.5	Plant Not Working	0.21
2.	Zinc as (Zn)	mg / l	1.0		0.13
3.	Total Chromium as (Cr)	mg / l	0.2		0.011
4.	Phosphate as (PO4)	mg/l	5.0		1.30

Sample Category : ETP Water

Sampling Date : 21.12. 2022

Sr. No.	Parameters	Measurement Unit	Method	Result	MPCB Standards
1	pH Value	-	IS : 3025 (Part 11)-1983	7.83 at 25°C	5.5-9.0
2	TSS	mg / l	IS : 3025 (Part 17) 1984	12	100
3	TDS	mg / l	IS : 3025 (Part 16)-1984	372	2100
4	COD	mg / l	IS : 2488 (Part 5) -1976	32.3	250
5	BOD at 27 ⁰ C for 3 days	mg / l	IS : 3025 (Part 44) -1993	7.8	30
6	Oil & Grease	mg / l	IS : 3025 (Part 39)-1991	< 4	10
7	Copper as(Cu)	mg / l	IS : 3025 (Part II)-2004	< 0.010	-
8	Iron (as Fe)	mg / l	IS : 3025 (Part II)-2004	0.22	-
9	Manganese as (Mn)	mg / l	IS : 3025 (Part II)-2004	0.058	-
10	Mercury as (Hg)	mg / l	IS : 3025 (Part II)-2004	< 0.001	-
11	Cadmium as (Cd)	mg / l	IS : 3025 (Part II)-2004	< 0.001	-
12	Selenium as (Se)	mg / l	IS : 3025 (Part II)-2004	0.019	-
13	Arsenic as (As)	mg / l	IS : 3025 (Part II)-2004	< 0.01	-
14	Cyanide as (CN)	mg / l	IS : 3025 (Part 27)-1986	< 0.005	-
15	Lead as (Pb)	mg / l	IS : 3025 (Part II)-2004	< 0.001	-
16	Zinc as (Zn)	mg / l	IS : 3025 (Part II)-2004	2.28	-
17	Total Chromium as (Cr)	mg / l	IS :3025(Part 52)-2003	0.016	-

**Adani Power Maharashtra Limited
Six Monthly Environmental Monitoring Reports**

TEST RESULT

Sample Category : Unit 3- Boiler Blow Down Water (WW6)

Sr. No.	Test Parameters	Unit	MPCB Limit	Results
				Mar. 2023
1.	TSS	mg / l	100	14
2.	Oil & Grease	mg / l	20	< 4
3.	Copper (as Cu)	mg / l	1	0.11
4.	Iron (as Fe)	mg / l	1	0.082

TABLE- 3.7 Pizo-metric well water Report

Monitoring Date: 10.03.2023

STATIC WATER LEVEL OF PIZO. WELL				
Name of village	Water level from B.G.L. (m)	Total Depth of Pizo well from G.L (m)	Total Depth of Pizo well with Casing (m)	Landmark
Pizo well (P1)	3.5	18.6	19.8	Near AWRPH
Pizo well (P2)	3.3	20.0	21.0	B/H Ash dyke -1
Pizo well (P3)	3.0	20.0	20.7	Near Raw Water pump house -02

Adani Power Maharashtra Limited
Six Monthly Environmental Monitoring Reports

Pizo-metric well water Analysis Report

Sampling Date: 10.03.2023

Sr. No.	Test Parameters	Unit	As per IS : 10500 : 2012	Pizo well (P1) Near AWRPH	Pizo well (P2) B/H Ash dyke -1	Pizo -well (P3) Near Raw Water pump house -02
1	pH		6.5 to 8.5	8.05	7.82	7.75
2	Total Dissolved Solid	mg / l	500 (2000)	710	662	630
3	Electrical Conductivity	µS/cm	-	1156	1040	1014
4	Copper as(Cu)	mg / l	0.05 (1.5)	< 0.01	< 0.01	< 0.01
5	Iron (as Fe)	mg / l	0.3 (1.0)	0.21	0.22	0.18
6	Manganese as (Mn)	mg / l	0.1 (0.3)	0.073	0.076	0.046
7	Mercury as (Hg)	mg / l	0.001	< 0.0005	< 0.0005	< 0.0005
8	Cadmium as (Cd)	mg / l	0.01	0.0038	0.0017	0.0015
9	Selenium as (Se)	mg / l	0.01	0.0016	0.0012	0.0012
10	Arsenic as (As)	mg / l	0.05	0.013	0.010	0.014
11	Cyanide as (CN)	mg / l	0.05	< 0.005	< 0.005	< 0.005
12	Lead as (Pb)	mg / l	0.05	0.0019	0.0017	0.0015
13	Zinc as (Zn)	mg / l	5 (15)	2.12	2.07	2.11
14	Total Chromium as (Cr)	mg / l	0.05	< 0.010	< 0.010	< 0.010

Adani Power Maharashtra Limited
Six Monthly Environmental Monitoring Reports

TABLE- 3.8 Noise Level (Within Plant area)

SL. NO.	LOCATION	RESULT (dBA)					
		DAY					
		Oct. 2022	Nov 2022	Dec. 2022	Jan. 2023	Feb. 2023	Mar. 2023
1	Near Shanti Niketan I, II & III	56.7	62.2	56.3	55.8	49.1	49.3
2	Near Labour Hutment	58.6	56.0	59.7	57.8	59.2	54.7
3	Near Store Area	67.6	56.6	63.1	56.8	62.0	54.8
4	Gate No.1	50.0	53.2	46.9	54.5	53.3	51.6
5	Gate No.2	59.2	63.9	54.5	58.2	59.0	61.5
6	Gate No.3	69.4	73.5	67.8	66.1	74.0	70.1
7	Near OHC	54.3	46.9	50.2	52.7	46.3	49.3
8	Railway Siding	60.2	66.1	60.0	67.3	63.7	60.1
9	Near Reservoir 2	58.7	49.9	52.2	53.0	50.5	50.5
10	Near Ash Water Recovery Pump House	52.7	65.6	62.6	59.6	63.5	62.9
11	In China Colony	39.0	40.5	37.4	44.9	37.5	42
CPCB Standards							
Industrial Area		75					

SL. NO.	LOCATION	RESULT (dBA)					
		NIGHT					
		Oct. 2022	Nov 2022	Dec. 2022	Jan. 2023	Feb. 2023	Mar. 2023
1	Near Shanti Niketan I II & III	47.4	52.9	48.8	46.3	44.1	42.9
2	Near Labour Hutment	49.9	50.0	49.9	49.4	50.1	47.2
3	Near Store Area	52.8	48.4	51.7	48.2	50.4	46.2
4	Gate No.1	44.1	46.3	41.4	44.8	45.6	41.6
5	Gate No.2	51.7	52.5	49.1	49.4	51.3	51
6	Gate No.3	57.9	61.9	59.1	53.1	56.4	60.1
7	Near OHC	41.7	41.2	40.8	42.0	41.4	41.8
8	Railway Siding	50.6	53.3	50.6	54.1	54.6	51.7
9	Near Reservoir 2	49.0	49.0	47.6	45.0	43.6	42.3
10	Near Ash Water Recovery Pump House	43.5	43.5	46.2	46.5	54.5	52.6
11	In China Colony	37.9	39.7	36.9	37.4	34.9	35.6
CPCB Standards							
Industrial Area		70					

Adani Power Maharashtra Limited
Six Monthly Environmental Monitoring Reports

TABLE- 3.9 SOIL ANALYSIS as Per IS 2720 for (Dec.2022)

Sr. No.	Test Parameters	Unit	Garada Village	Mendipur Village	Churdi Village
1	pH	-	7.83	7.78	7.80
2	E. Conductivity	µs/cm	578	594	568
3	Nitrogen as N	Kg/ha	814	580	418
4	Phosphorus as P2O5	Kg/ha	162	152.3	90.3
5	Potassium as K	Kg/ha	90.3	85.5	78.8
6	Calcium (as Ca)	Kg/ha	4.32	3.84	3.80
7	Magnesium (as Mg)	Kg/ha	1.62	1.31	1.17
8	Total Organic Carbon	%	0.712	0.782	0.803
9	Iron as Fe	Kg/ha	2.62	2.57	2.62
10	Boron as B	Kg/ha	2.10	1.83	1.44
11	Natural Moisture Content	%	6.6	6.8	6.5
12	Field Capacity	%	7.5	7.3	6.9
13	Wilting Coefficient	%	0.66	0.71	0.72
14	Available Water Storage Capacity	%	0.74	0.76	0.76
15	Bulk Density	gm/cc	1.36	1.36	1.37
16	Grain size Distribution : a) Sand	%	29.3	31.4	34.8
	b) Silt	%	31.5	32.3	31.3
	c) Clay	%	39.2	36.3	33.9
17	Cation Exchange Capacity	meq/100gm	38.7	36.9	34.6
18	Biological Status:				
	a) Total Heterotrophy	CFU	21.2 x10 ³ /gm	28.7 x10 ³ /gm	27.2 x10 ³ /gm
	b) Azetobacter	CFU	35.7 x10 ³ /gm	31.3 x10 ³ /gm	30.6 x10 ³ /gm
	c) Actinomycetes	CFU	34.2 x10 ¹ /gm	29.6 x10 ¹ /gm	21.2 x10 ² /gm
	d) Yeast	CFU	163 x10 ² /gm	131.2 x10 ² /gm	117x10 ² /gm

Adani Power Maharashtra Limited
Six Monthly Environmental Monitoring Reports

Annexure I - On site Meteorological Data for OCT. 2022-MAR. 2023

Oct. 2022

Date	Wind Direction (Blowing From)	Wind Speed (Km/hr)		Temperature (°C)			Humidity (%)			Barometric Pressure (mBar) (Average)	Rainfall (mm)
		Max.	Avg.	Max	Min	Avg.	Max	Min	Avg		
01.10.2022	ESE	25.7	2.3	32.9	24.1	29.4	78.9	37.9	59.4	980.7	0.0
02.10.2022	E	24.7	1.9	33.7	23.0	29.8	77.0	37.4	58.2	980.6	0.0
03.10.2022	NW	27.7	2.1	31.1	24.1	29.4	77.1	39.1	58.0	981.1	0.0
04.10.2022	ESE	25.7	2.1	32.7	23.5	28.7	78.9	49.2	68.1	981.1	2.2
05.10.2022	WNW	33.3	5.0	32.5	24.5	29.0	79.6	44.9	66.0	981.0	0.0
06.10.2022	W	41.7	7.4	32.8	23.0	27.4	76.6	46.8	64.0	981.3	0.0
07.10.2022	NW	44.0	10.8	31.8	22.1	25.7	72.6	44.7	61.7	982.2	0.2
08.10.2022	NW	32.6	7.9	31.7	22.9	27.4	78.0	41.3	63.6	983.9	0.0
09.10.2022	WNW	35.6	5.7	31.8	22.8	27.6	75.1	41.8	60.8	984.6	3.6
10.10.2022	NW	35.1	5.1	31.9	22.6	26.8	79.2	45.4	66.7	985.5	12.4
11.10.2022	NW	33.6	3.7	32.4	23.3	29.0	79.7	58.9	75.1	984.7	16.2
12.10.2022	ENE	60.3	4.3	32.3	21.5	29.3	87.7	48.1	71.6	985.3	27.5
13.10.2022	NW	30.6	2.5	32.6	23.4	27.4	80.7	48.0	69.5	985.2	0.6
14.10.2022	SSE	33.6	3.2	32.2	21.9	27.0	76.8	43.8	63.3	985.0	0.0
15.10.2022	NW	25.9	3.5	30.4	21.3	25.2	71.6	42.8	58.2	984.5	0.0
16.10.2022	NNW	29.9	4.6	31.1	23.0	26.7	76.1	41.3	58.8	986.9	0.0
17.10.2022	SSW	33.6	4.0	32.0	23.4	28.1	78.1	42.9	65.2	987.0	1.8
18.10.2022	ENE	27.4	2.0	32.1	22.4	27.7	79.5	43.4	68.1	986.2	0.0
19.10.2022	NNE	20.7	2.7	29.9	20.3	25.2	69.6	41.8	57.4	986.0	0.0
20.10.2022	W	29.1	4.2	30.1	21.0	25.7	73.9	33.6	54.7	987.5	0.0
21.10.2022	W	33.3	3.2	29.7	21.4	26.8	78.0	31.8	54.0	989.2	0.0
22.10.2022	WSW	31.4	3.5	28.9	20.5	25.5	73.9	27.0	51.9	990.0	0.0
23.10.2022	SSE	51.4	3.9	27.5	19.4	24.4	67.8	22.1	50.0	987.9	0.0
24.10.2022	NE	26.9	2.3	27.1	18.0	24.3	75.2	26.7	50.3	984.7	0.0
25.10.2022	NNW	24.7	2.9	28.9	18.8	24.6	78.4	19.7	53.5	985.3	0.0
26.10.2022	NNW	23.7	2.6	28.7	18.3	24.2	78.2	21.9	53.9	988.1	0.0
27.10.2022	NNW	21.5	2.8	29.8	21.1	25.8	79.6	23.0	54.5	988.3	0.0
28.10.2022	NE	24.2	2.5	28.2	21.4	25.4	80.8	24.0	54.1	987.8	0.0
29.10.2022	NNW	23.5	2.7	28.0	20.1	24.2	77.8	20.9	50.3	987.6	0.0
30.10.2022	NNW	24.9	3.2	26.7	20.5	24.1	71.3	25.4	47.9	987.8	0.0
31.10.2022	NNW	29.6	2.7	27.7	20.4	24.8	74.8	26.8	51.9	988.0	0.0

Adani Power Maharashtra Limited
Six Monthly Environmental Monitoring Reports

Nov. 2022

Date	Wind Direction (Blowing From)	Wind Speed (Km/hr)		Temperature (°C)			Humidity (%)			Barometric Pressure (mBar) (Average)	Rainfall (mm)
		Max.	Avg.	Max	Min	Avg.	Max	Min	Avg		
01.11.2022	NNW	25.2	2.7	29.6	19.9	25.9	75.1	29.6	54.8	988.8	0.0
02.11.2022	W	29.1	2.6	28.2	19.8	25.6	75.9	25.3	54.0	987.7	0.0
03.11.2022	NW	25.4	1.9	28.4	19.9	25.7	77.4	23.6	55.3	987.4	0.0
04.11.2022	NNW	20.3	2.2	29.1	20.1	25.4	76.7	24.8	55.5	988.5	0.0
05.11.2022	NW	23.5	2.0	30.0	22.0	25.9	79.4	27.1	56.7	989.1	0.0
06.11.2022	E	26.9	2.3	30.4	20.0	27.0	79.9	23.0	57.9	988.9	0.0
07.11.2022	ESE	27.7	3.3	29.0	18.5	24.3	78.3	24.6	53.3	988.4	0.0
08.11.2022	N	23.0	2.9	28.2	19.1	24.1	71.3	24.3	51.4	988.5	0.0
09.11.2022	E	29.1	2.5	28.3	20.0	24.9	77.0	27.2	55.0	988.7	0.0
10.11.2022	NW	19.5	2.7	28.2	19.6	23.7	75.4	26.9	54.3	989.2	0.0
11.11.2022	NE	28.9	2.7	27.7	19.5	24.3	76.8	29.8	54.1	989.0	0.0
12.11.2022	NNW	28.9	3.1	27.6	18.0	23.4	73.4	25.0	50.0	989.3	0.0
13.11.2022	SSW	29.6	3.2	25.6	17.4	22.1	67.1	21.7	46.1	988.9	0.0
14.11.2022	NW	25.2	2.4	26.7	17.7	22.6	73.3	20.6	48.8	989.2	0.0
15.11.2022	NW	18.3	2.6	27.4	19.2	23.4	76.9	20.9	50.2	988.8	0.0
16.11.2022	NE	23.2	2.2	27.1	20.2	24.3	75.7	21.9	51.2	987.5	0.0
17.11.2022	S	21.7	2.8	27.0	19.4	24.0	77.9	26.3	52.3	987.2	0.0
18.11.2022	SSE	36.3	3.5	24.8	16.8	21.5	64.4	19.9	44.4	988.3	0.0
19.11.2022	E	30.6	3.0	23.2	17.1	20.2	61.4	19.6	41.3	988.5	0.0
20.11.2022	NW	22.2	3.1	24.3	14.7	21.0	66.3	23.5	46.6	987.1	0.0
21.11.2022	SSE	25.9	2.7	25.1	18.1	21.6	67.0	22.7	48.5	986.5	0.0
22.11.2022	SSE	24.5	2.8	26.0	17.2	22.3	70.0	23.9	49.7	986.8	0.0
23.11.2022	SSW	25.4	2.9	24.2	19.3	21.4	64.5	23.4	45.6	987.3	0.0
24.11.2022	SSW	22.5	2.6	25.5	18.6	21.4	68.1	21.9	45.2	987.4	0.0
25.11.2022	SSW	25.2	3.0	24.2	17.3	21.1	65.8	20.3	42.3	988.3	0.0
26.11.2022	ESE	24.2	2.1	25.6	16.3	21.3	68.0	19.2	44.2	986.9	0.0
27.11.2022	NW	22.2	2.5	25.3	16.1	21.7	72.7	20.6	47.3	984.8	0.0
28.11.2022	SE	23.7	1.9	26.3	18.3	22.4	77.4	21.6	50.2	985.4	0.0
29.11.2022	NE	22.2	2.4	26.7	17.0	22.7	74.2	22.7	51.5	986.9	0.0
30.11.2022	NW	23.5	2.4	26.4	18.8	22.8	76.1	27.3	54.3	988.0	0.0

Adani Power Maharashtra Limited
Six Monthly Environmental Monitoring Reports

Dec. 2022

Date	Wind Direction (Blowing From)	Wind Speed (Km/hr)		Temperature (°C)			Humidity (%)			Barometric Pressure (mBar)	Rainfall (mm)
		Max.	Avg.	Max	Min	Avg.	Max	Min	Avg	(Average)	
01.12.2022	NE	22.7	2.2	27.3	17.1	22.1	73.7	25.8	53.7	987.6	0.0
02.12.2022	NW	24.5	2.8	28.0	18.7	22.7	73.7	30.7	55.4	986.9	0.0
03.12.2022	NNW	19.8	2.1	28.1	19.1	23.9	78.0	26.4	55.4	987.2	0.0
04.12.2022	NW	19.0	1.8	27.7	20.0	23.8	75.7	28.9	53.6	987.9	0.0
05.12.2022	N	24.9	2.8	26.1	16.9	22.5	70.4	26.9	50.1	988.9	0.0
06.12.2022	W	33.3	3.9	25.5	16.4	21.4	68.6	30.7	49.8	988.1	0.0
07.12.2022	S	38.3	3.7	26.4	12.7	19.0	71.0	22.3	45.9	987.9	0.0
08.12.2022	NE	34.8	4.5	21.9	14.1	18.3	60.7	23.0	41.6	988.2	0.0
09.12.2022	SSW	31.1	3.6	23.6	16.0	19.8	64.1	20.2	42.4	986.7	0.0
10.12.2022	SSW	26.7	3.6	24.0	16.5	21.5	66.3	29.6	45.3	986.2	0.0
11.12.2022	W	24.2	3.4	27.8	16.9	23.6	62.3	36.1	48.8	986.8	0.0
12.12.2022	NNW	19.5	2.1	28.6	22.4	26.2	72.7	36.0	56.3	986.5	0.0
13.12.2022	NW	25.2	3.1	28.5	20.0	23.4	64.1	33.7	51.1	987.6	0.0
14.12.2022	ESE	25.2	2.7	29.8	17.2	23.8	56.9	27.3	42.9	988.1	0.0
15.12.2022	NNE	20.0	1.9	28.5	16.4	22.3	69.0	27.5	45.8	987.2	0.0
16.12.2022	NE	21.5	2.5	27.2	17.8	23.4	62.3	30.8	48.0	986.3	0.0
17.12.2022	SSW	29.6	3.9	24.8	12.7	19.6	65.3	24.9	43.2	987.7	0.0
18.12.2022	SSW	26.2	2.7	24.9	13.2	18.9	62.6	17.3	40.7	987.7	0.0
19.12.2022	NW	24.5	2.8	25.0	14.9	18.7	60.5	17.0	41.8	986.7	0.0
20.12.2022	S	20.7	2.6	24.8	16.0	19.9	73.0	20.5	45.8	986.2	0.0
21.12.2022	SSW	22.0	2.8	24.2	14.5	18.4	60.7	18.4	39.0	986.8	0.0
22.12.2022	NW	29.9	2.8	25.2	14.6	19.4	63.7	22.2	45.2	986.5	0.0
23.12.2022	NW	24.0	3.5	25.8	15.7	20.2	69.5	20.9	46.3	986.1	0.0
24.12.2022	NW	26.4	3.9	26.3	16.8	21.1	74.2	27.8	49.7	986.2	0.0
25.12.2022	NW	26.4	3.2	26.8	16.9	21.6	74.1	32.7	54.5	987.2	0.0
26.12.2022	NNE	24.2	2.3	27.5	17.1	21.4	77.3	33.0	56.7	988.7	0.0
27.12.2022	NE	36.3	3.5	29.0	18.3	22.6	76.2	38.7	59.0	988.9	0.0
28.12.2022	SSW	28.7	3.8	25.8	10.6	19.5	64.0	29.4	43.7	990.2	0.0
29.12.2022	WNW	23.5	2.3	23.8	9.8	15.9	62.4	18.7	36.9	991.6	0.0
30.12.2022	NW	27.9	2.8	25.4	15.4	19.1	70.6	24.3	47.5	991.5	0.0
31.12.2022	N	28.2	2.7	25.6	15.3	19.7	71.2	25.7	48.1	990.4	0.0

Adani Power Maharashtra Limited
Six Monthly Environmental Monitoring Reports

Jan. 2023

Date	Wind Direction (Blowing From)	Wind Speed (Km/hr)		Temperature (°C)			Humidity (%)			Barometric Pressure (mBar) (Average)	Rainfall (mm)
		Max.	Avg.	Max	Min	Avg.	Max	Min	Avg		
01.01.2023	SSW	22.2	2.8	23.3	14.6	18.4	59.3	25.9	44.4	991.0	0.0
02.01.2023	SSW	24.5	3.2	24.4	14.9	19.1	64.2	29.5	47.4	991.2	0.0
03.01.2023	SSW	29.6	3.4	27.3	15.1	20.4	66.2	38.9	53.8	991.0	0.0
04.01.2023	SSW	28.7	4.4	25.3	12.8	20.4	71.2	55.8	63.1	991.3	0.0
05.01.2023	SSW	22.7	2.6	26.5	13.2	24.2	73.8	59.5	67.7	992.6	0.0
06.01.2023	SSW	23.0	2.4	25.0	12.9	20.4	66.7	35.6	51.3	993.5	0.0
07.01.2023	NW	22.2	2.3	23.7	7.5	17.3	67.1	17.0	43.6	993.0	0.0
08.01.2023	N	22.5	2.3	22.6	6.6	15.5	64.5	16.8	40.7	991.8	0.0
09.01.2023	SSW	27.4	2.7	22.9	9.2	16.1	59.6	16.7	37.6	992.4	0.0
10.01.2023	S	19.0	2.5	24.7	9.3	18.2	63.1	17.4	38.7	991.5	0.0
11.01.2023	NE	22.0	3.5	23.9	11.1	19.3	59.3	20.3	38.3	988.9	0.0
12.01.2023	ENE	25.7	3.4	23.6	9.7	19.4	76.7	23.3	48.2	986.8	0.0
13.01.2023	NNE	25.2	3.2	25.2	11.6	21.1	74.6	25.0	50.7	987.2	0.0
14.01.2023	NW	24.5	3.9	26.4	14.4	22.2	66.4	30.5	51.3	987.9	0.0
15.01.2023	WSW	31.1	3.9	24.0	15.8	21.1	63.7	28.7	46.5	987.6	0.0
16.01.2023	SSW	19.5	3.1	23.9	11.1	19.0	63.4	32.6	48.6	987.9	0.0
17.01.2023	SSW	30.1	4.0	26.1	15.5	22.5	61.0	38.8	50.0	988.1	0.0
18.01.2023	SSW	24.5	3.2	25.5	15.4	21.3	58.9	37.0	48.9	990.1	0.0
19.01.2023	SSW	27.9	4.2	27.3	15.1	21.9	68.6	37.8	48.9	990.3	0.0
20.01.2023	NW	34.8	4.6	28.4	15.4	23.8	85.6	32.3	57.1	989.3	0.0
21.01.2023	NW	27.7	3.7	26.7	15.3	23.2	72.7	30.7	53.2	989.0	0.0
22.01.2023	NNW	37.5	3.8	26.8	16.0	23.8	79.6	27.7	53.7	988.0	0.0
23.01.2023	NNW	35.1	3.4	26.7	19.3	24.3	75.3	27.8	53.0	987.7	0.0
24.01.2023	NNW	26.7	3.6	27.5	15.1	25.4	74.7	34.1	53.7	987.7	0.0
25.01.2023	NW	27.9	4.4	27.9	18.1	25.1	75.6	21.8	49.6	987.5	0.0
26.01.2023	NNW	21.2	2.7	27.6	14.9	24.2	78.0	26.4	51.1	988.3	0.0
27.01.2023	SSW	37.5	4.2	27.8	19.2	24.6	77.3	24.0	52.8	988.6	0.0
28.01.2023	NNW	23.2	3.2	26.8	19.3	23.9	75.0	28.2	51.8	987.6	0.0
29.01.2023	NW	46.7	6.7	26.4	18.5	22.2	70.0	29.6	49.6	986.3	0.0
30.01.2023	NNE	27.7	3.9	28.1	18.0	22.5	68.7	30.3	47.2	987.9	0.0
31.01.2023	SSW	41.5	4.5	26.1	18.9	21.9	64.8	28.8	48.5	988.2	0.0

Adani Power Maharashtra Limited
Six Monthly Environmental Monitoring Reports

Feb. 2023

Date	Wind Direction (Blowing From)	Wind Speed (Km/hr)		Temperature (°C)			Humidity (%)			Barometric Pressure (mBar) (Average)	Rainfall (mm)
		Max.	Avg.	Max	Min	Avg.	Max	Min	Avg		
01.02.2023	NE	37.0	5.0	23.1	11.6	18.0	55.3	19.9	38.7	989.0	0.0
02.02.2023	SSW	38.0	5.1	20.3	9.6	15.8	59.7	13.8	35.2	989.9	0.0
03.02.2022	SSW	27.7	3.7	22.7	14.4	19.4	59.0	11.8	34.7	989.8	0.0
04.02.2023	S	29.4	3.4	29.1	15.5	20.1	58.1	12.5	31.4	988.4	0.0
05.02.2023	NNW	24.9	3.3	28.9	10.6	19.9	58.0	12.9	32.6	987.3	0.0
06.02.2023	NW	24.5	3.2	25.1	12.4	21.0	66.9	15.8	36.3	986.9	0.0
07.02.2023	NE	22.2	2.8	25.1	16.5	22.6	71.3	18.4	41.4	986.1	0.0
08.02.2023	S	27.9	4.2	24.8	15.4	20.7	55.2	15.8	34.4	987.7	0.0
09.02.2023	NNW	27.4	3.2	24.1	10.8	20.0	64.5	12.3	36.6	988.0	0.0
10.02.2023	NW	21.7	3.3	25.7	11.9	21.7	70.5	16.1	39.7	988.2	0.0
11.02.2023	NNW	23.4	3.1	26.2	12.7	22.1	67.4	12.8	37.4	987.6	0.0
12.02.2023	NW	24.3	3.3	25.9	13.4	21.8	69.4	13.2	38.6	988.4	0.0
13.02.2023	N	34.1	4.4	21.9	15.3	18.4	54.2	14.7	26.6	990.5	0.0
14.02.2023	NNW	29.9	3.6	24.3	12.9	19.0	57.2	13.9	33.2	990.1	0.0
15.02.2023	NNW	29.4	3.2	28.0	17.1	21.1	63.4	14.8	36.6	988.0	0.0
16.02.2023	SSE	40.3	3.5	25.1	17.8	21.4	60.6	15.1	36.0	987.9	0.0
17.02.2023	NE	30.4	3.6	27.5	19.0	22.5	55.0	20.1	38.0	988.2	0.0
18.02.2023	ESE	28.2	3.2	27.3	18.5	22.6	64.6	19.8	40.1	988.3	0.0
19.02.2023	NE	30.9	4.0	27.2	19.7	23.0	64.9	17.2	40.1	988.7	0.0
20.02.2023	W	29.1	3.5	26.5	19.8	22.7	69.7	15.4	37.3	988.0	0.0
21.02.2023	E	35.1	3.7	27.0	17.9	23.1	70.9	14.3	38.5	987.8	0.0
22.02.2023	ENE	24.2	3.3	26.4	19.9	22.7	71.3	12.8	38.0	987.1	0.0
23.02.2023	ENE	24.2	3.4	27.9	17.8	23.6	67.7	17.4	39.5	987.1	0.0
24.02.2023	NNW	33.6	3.3	28.8	20.1	23.5	62.2	13.4	36.4	988.5	0.0
25.02.2023	NW	31.6	3.5	28.0	19.5	23.0	61.6	12.3	35.2	990.2	0.0
26.02.2023	NW	24.9	3.9	26.1	18.9	22.7	59.1	15.6	33.6	990.9	0.0
27.02.2023	NW	37.3	7.0	26.5	18.0	22.3	58.6	18.6	34.3	990.6	0.0
28.02.2023	NW	27.9	4.8	26.3	19.0	22.8	61.8	21.1	39.1	990.8	0.0

Adani Power Maharashtra Limited
Six Monthly Environmental Monitoring Reports

Mar. 2023

Date	Wind Direction (Blowing From)	Wind Speed (Km/hr)		Temperature (°C)			Humidity (%)			Barometric Pressure (mBar) (Average)	Rainfall (mm)
		Max.	Avg.	Max	Min	Avg.	Max	Min	Avg		
01.03.2023	ENE	29.9	3.7	26.8	19.4	22.9	66.8	21.7	41.2	991.5	0.0
02.03.2023	N	20.3	2.7	27.3	19.0	23.1	69.6	20.4	42.9	991.8	0.0
03.03.2023	SSW	34.1	3.3	27.7	18.9	23.5	59.4	15.0	36.8	992.2	0.0
04.03.2023	NW	24.7	3.7	29.1	18.3	22.4	58.7	14.2	34.1	992.3	0.0
05.03.2023	NW	27.9	3.4	25.7	18.1	22.0	57.0	18.8	35.2	992.0	0.0
06.03.2023	NNE	55.1	3.7	29.4	17.3	21.8	54.1	17.7	35.9	990.1	0.0
07.03.2023	WSW	58.5	5.1	21.5	17.2	19.2	54.1	41.4	46.9	989.5	0.0
08.03.2023	NW	27.9	4.1	32.3	20.7	25.4	45.1	18.6	28.5	990.5	0.0
09.03.2023	ENE	29.6	4.4	34.6	16.3	24.3	55.0	14.3	36.1	989.7	0.0
10.03.2023	ESE	29.1	4.0	33.8	19.2	26.6	51.4	16.3	30.9	988.9	0.0
11.03.2023	WSW	28.7	4.4	34.2	17.8	26.0	43.4	15.2	29.0	989.1	0.0
12.03.2023	ESE	27.3	4.1	33.1	18.4	26.1	45.2	14.9	29.8	988.6	0.0
13.03.2023	NW	29.1	4.2	35.1	23.5	30.2	38.0	15.1	23.2	986.9	0.0
14.03.2023	E	50.4	3.5	34.3	20.0	25.6	45.0	15.7	31.0	985.4	0.0
15.03.2023	ENE	30.4	4.5	33.6	17.1	25.5	59.6	18.1	34.8	984.9	0.0
16.03.2023	NNW	62.2	4.5	29.4	20.8	23.6	52.1	28.1	40.7	986.3	0.0
17.03.2023	N	31.1	4.8	31.2	18.0	24.5	64.6	25.7	43.2	986.5	0.0
18.03.2023	NW	48.4	7.5	27.3	15.0	20.5	86.4	35.3	58.7	985.7	14.1
19.03.2023	N	61.8	5.4	28.7	15.4	19.9	76.4	34.9	60.7	983.7	6.8
20.03.2023	ENE	30.9	4.3	30.2	14.6	21.7	79.6	27.3	53.4	982.9	0.0
21.03.2023	NNW	24.5	3.4	32.1	18.4	24.3	65.6	26.9	48.2	983.2	0.0
22.03.2023	W	29.9	4.6	30.4	19.7	23.9	60.8	27.0	46.7	984.1	0.0
23.03.2023	ENE	28.9	3.9	33.1	17.6	25.1	72.6	22.5	45.8	984.1	0.0
24.03.2023	NW	28.9	4.3	35.4	20.9	27.5	58.7	24.0	39.7	983.7	0.0
25.03.2023	NNW	57.3	4.8	35.4	20.5	26.9	66.7	20.0	45.4	985.2	0.0
26.03.2023	NW	63.0	5.1	34.7	20.5	25.6	68.8	23.6	50.8	984.1	0.2
27.03.2023	NNW	33.6	5.4	33.6	19.3	26.5	66.1	17.9	39.8	983.9	0.0
28.03.2023	NW	32.1	4.0	35.7	17.5	26.8	61.0	13.9	31.7	983.9	0.0
29.03.2023	NNW	40.0	6.1	36.4	20.6	27.9	50.0	23.3	38.1	984.3	0.0
30.03.2023	NNW	49.2	7.0	36.5	23.9	29.2	60.4	21.4	40.0	982.6	0.0
31.03.2023	ESE	31.1	4.0	34.1	21.8	26.8	54.5	23.0	40.9	982.7	1.6

adani ENVIRONMENT LABORATORY

ADANI POWER MAHARASHTRA LIMITED

TIRORA

Format No: APML/ENV-LB/7.8/F01

URL No : TC519322000001001F

Date 31.10.2022

Issued To:		APML, Plot No. A -1, Tirora Growth Centre, MIDC - Tirora, Dist. Gondia - 441 911					
Sample Particulars :		Ambient Air Quality (Plant)					
Sample Collected by :		Environment Dept. APML					
Test Report							
Station	Sampling Location	Sampling Date	Analysis Starting Date	Parameters			
				PM 10 µg/m ³	PM 2.5 µg/m ³	SO ₂ µg/m ³	NO _x µg/m ³
AAQ 1	Near AWRS	03.10.2022	4.10.2022	81.1	55.2	13.1	19.6
		07.10.2022	08.10.2022	40.8	18.7	12.1	14.9
		10.10.2022	11.10.2022	35.4	18.2	15.3	19.9
		14.10.2022	15.10.2022	50.1	29.5	16.3	17.3
		17.10.2022	18.10.2022	48.8	17.0	10.7	15.7
		21.10.2022	22.10.2022	46.9	31.3	11.6	15.6
		25.10.2022	26.10.2022	85.6	22.8	15.2	18.5
		26.10.2022	27.10.2022	68.1	36.4	11.2	14.4
		31.10.2022	31.10.2022	75.1	39.9	15.6	21.0
AAQ 2	Near Brick Plant	03.10.2022	4.10.2022	67.1	42.4	8.5	10.7
		07.10.2022	08.10.2022	34.7	11.9	14.2	17.7
		10.10.2022	11.10.2022	41.6	18.0	12.0	18.0
		14.10.2022	15.10.2022	51.0	30.2	9.1	16.8
		17.10.2022	18.10.2022	46.0	20.5	14.9	17.5
		21.10.2022	22.10.2022	68.8	36.5	11.7	17.1
		25.10.2022	26.10.2022	65.4	40.0	14.1	20.2
		26.10.2022	27.10.2022	73.8	36.9	15.6	17.7
		31.10.2022	31.10.2022	86.9	23.8	12.6	15.6
AAQ 3	China Colony	03.10.2022	4.10.2022	71.7	25.2	13.2	18.9
		07.10.2022	08.10.2022	40.2	11.2	12.0	14.8
		10.10.2022	11.10.2022	36.1	13.7	16.9	19.1
		14.10.2022	15.10.2022	44.5	36.3	14.1	16.2
		17.10.2022	18.10.2022	29.9	16.9	12.6	16.8
		21.10.2022	22.10.2022	44.1	32.0	11.6	15.0
		25.10.2022	26.10.2022	45.5	18.7	12.1	15.6
		26.10.2022	27.10.2022	62.0	37.4	11.6	19.2
		31.10.2022	31.10.2022	35.8	26.6	10.7	14.4
NAAQMS Standard				100	60	80	80

End of the Report

Note: Tested results are well within the permissible limits of National Ambient Air Quality Monitoring Standard (NAAQMS)

1. The report is referring only to the tested sample and for applicable parameter.
2. This report is not to be reproducing wholly or in part, and can't be used as evidence in court of law.


 31/10/22
 Authorized Signatory
 (Technical Manager)

Page 1 of 1

adani ENVIRONMENT LABORATORY

ADANI POWER MAHARASHTRA LIMITED

TIRORA

Format No: APML/ENV-LB/7.8/F01

URL No : TC519322000001101F

Date 30.11.2022

Issued To:		APML,Plot No. A -1, Tirora Growth Centre, MIDC - Tirora, Dist. Gondia - 441 911					
Sample Particulars :		Ambient Air Quality (Plant)					
Sample Collected by :		Environment Dept. APML					
Test Report							
Station	Sampling Location	Sampling Date	Analysis Starting Date	Parameters			
				PM 10 µg/m ³	PM 2.5 µg/m ³	SO ₂ µg/m ³	NO _x µg/m ³
AAQ 1	Near AWRS	04.11.2022	05.11.2022	87.5	30.2	12.7	17.7
		07.11.2022	08.11.2022	76.6	36.8	11.6	13.7
		11.11.2022	12.11.2022	81.5	44.9	13.1	20.9
		14.11.2022	15.11.2022	61.6	42.1	16.5	17.6
		18.11.2022	19.11.2022	71.4	33.7	11.6	18.3
		21.11.2022	22.11.2022	75.5	40.2	12.1	20.2
		25.11.2022	26.11.2022	74.4	42.9	16.0	21.5
		28.11.2022	29.11.2022	82.7	46.0	10.7	15.7
AAQ 2	Near Brick Plant	04.11.2022	05.11.2022	86.8	39.6	13.5	16.2
		07.11.2022	08.11.2022	75.8	43.6	10.9	17.8
		11.11.2022	12.11.2022	65.2	48.4	14.8	20.8
		14.11.2022	15.11.2022	72.7	27.5	12.0	14.3
		18.11.2022	19.11.2022	76.5	40.8	15.4	20.1
		21.11.2022	22.11.2022	78.0	32.1	15.9	20.7
		25.11.2022	26.11.2022	79.5	48.2	10.2	15.7
		28.11.2022	29.11.2022	81.9	37.0	11.7	17.0
AAQ 3	China Colony	04.11.2022	05.11.2022	69.6	36.2	13.2	17.5
		07.11.2022	08.11.2022	75.8	32.1	12.2	16.4
		11.11.2022	12.11.2022	82.2	44.2	16.9	19.1
		14.11.2022	15.11.2022	65.2	28.7	15.8	17.8
		18.11.2022	19.11.2022	66.5	29.8	14.5	19.4
		21.11.2022	22.11.2022	65.3	37.2	12.8	16.6
		25.11.2022	26.11.2022	84.8	39.3	13.6	15.7
		28.11.2022	29.11.2022	80.2	41.6	12.2	14.5
NAAQMS Standard				100	60	80	80

End of the Report

Note: Tested results are well within the permissible limits of National Ambient Air Quality Monitoring Standard (NAAQMS)

1. The report is referring only to the tested sample and for applicable parameter.
2. This report is not to be reproducing wholly or in part, and can't be used as evidence in court of law.


 Authorized Signatory
 (Technical Manager)

Page 1 of 1

adani ENVIRONMENT LABORATORY

ADANI POWER MAHARASHTRA LIMITED

TIRORA

Format No: APML/ENV-LB/7.8/F01

URL No : TC519322000001201F


Date 31.12.2022

Issued To:		APML,Plot No. A -1, Tirora Growth Centre, MIDC – Tirora, Dist. Gondia – 441 911					
Sample Particulars :		Ambient Air Quality (Plant)					
Sample Collected by :		Environment Dept. APML					
Test Report							
Station	Sampling Location	Sampling Date	Analysis Starting Date	Parameters			
				PM 10 µg/m ³	PM 2.5 µg/m ³	SO ₂ µg/m ³	NO _x µg/m ³
AAQ 1	Near AWRS	02.12.2022	03.12.2022	80.3	44.7	9.8	18.5
		05.12.2022	06.12.2022	70.9	38.0	11.1	19.6
		09.12.2022	10.12.2022	90.4	27.4	12.1	18.3
		12.12.2022	13.12.2022	69.4	28.7	13.6	15.7
		16.12.2022	17.12.2022	86.2	47.8	12.6	20.9
		19.12.2022	20.12.2022	92.1	27.6	14.1	21.5
		23.12.2022	24.12.2022	90.3	43.2	8.7	23.5
		26.12.2022	27.12.2022	87.7	38.1	12.9	15.0
AAQ 2	Near Brick Plant	30.12.2022	31.12.2022	85.2	35.0	10.7	17.6
		02.12.2022	03.12.2022	83.2	22.2	11.8	17.1
		05.12.2022	06.12.2022	72.2	42.3	12.1	16.9
		09.12.2022	10.12.2022	86.9	21.7	9.9	24.1
		12.12.2022	13.12.2022	77.1	20.7	13.5	15.6
		16.12.2022	17.12.2022	89.5	37.7	10.1	21.0
		19.12.2022	20.12.2022	80.7	41.9	8.3	20.3
		23.12.2022	24.12.2022	85.9	39.1	9.7	17.6
AAQ 3	China Colony	26.12.2022	27.12.2022	90.8	28.9	13.6	15.0
		30.12.2022	31.12.2022	80.6	38.9	8.4	14.6
		02.12.2022	03.12.2022	80.8	35.0	11.2	17.5
		05.12.2022	06.12.2022	87.7	37.9	12.2	18.4
		09.12.2022	10.12.2022	85.3	40.7	10.9	15.4
		12.12.2022	13.12.2022	86.5	25.4	9.6	20.2
		16.12.2022	17.12.2022	85.6	30.2	11.1	20.7
		19.12.2022	20.12.2022	74.7	28.6	12.3	21.9
NAAQMS Standard				100			

End of the Report

Note: Tested results are well within the permissible limits of National Ambient Air Quality Monitoring Stanadard (NAAQMS)

1. The report is referring only to the tested sample and for applicable parameter.
2. This report is not to be reproducing wholly or in part, and can't be used as evidence in court of law.


 Authorized Signatory
 (Technical Manager)

Page 1 of 1

adani ENVIRONMENT LABORATORY

ADANI POWER MAHARASHTRA LIMITED
TIRORA

Format No: APML/ENV-LB/7.8/F01

URL No: TC519323000000101F

Date 31.01.2023

Issued To:		APML, Plot No. A -1, Tirora Growth Centre, MIDC – Tirora, Dist. Gondia – 441 911					
Sample Particulars :		Ambient Air Quality (Plant)					
Sample Collected by :		Environment Dept. APML					
Test Report							
Station	Sampling Location	Sampling Date	Analysis Starting Date	Parameters			
				PM 10 µg/m ³	PM 2.5 µg/m ³	SO ₂ µg/m ³	NO _x µg/m ³
AAQ 1	Near AWRS	02.01.2023	03.01.2023	93.0	44.0	15.5	20.9
		06.01.2023	07.01.2023	92.3	38.0	12.6	18.3
		09.01.2023	10.01.2023	60.1	22.2	10.7	14.3
		13.01.2023	14.01.2023	84.9	26.5	13.6	15.7
		16.01.2023	17.01.2023	97.1	30.6	11.6	19.6
		20.01.2023	21.01.2023	83.3	22.8	13.1	18.3
		23.01.2023	24.01.2023	86.1	25.6	9.2	23.5
		27.01.2023	28.01.2023	72.9	20.2	11.6	15.0
AAQ 2	Near Brick Plant	02.01.2023	03.01.2023	87.5	33.1	7.2	19.3
		06.01.2023	07.01.2023	81.3	17.3	12.4	21.9
		09.01.2023	10.01.2023	78.8	29.6	8.4	22.2
		13.01.2023	14.01.2023	91.7	32.9	12.2	27.7
		16.01.2023	17.01.2023	67.2	18.0	9.3	19.7
		20.01.2023	21.01.2023	66.0	20.5	11.3	20.9
		23.01.2023	24.01.2023	73.8	27.7	9.6	24.0
		27.01.2023	28.01.2023	78.5	23.3	13.7	30.1
AAQ 3	China Colony	02.01.2023	03.01.2023	80.3	19.8	7.9	21.0
		06.01.2023	07.01.2023	74.4	22.3	9.9	15.2
		09.01.2023	10.01.2023	87.8	24.0	10.4	29.6
		13.01.2023	14.01.2023	77.8	17.5	11.5	18.1
		16.01.2023	17.01.2023	71.7	22.3	9.7	20.8
		20.01.2023	21.01.2023	85.5	12.7	10.2	18.7
		23.01.2023	24.01.2023	74.2	13.7	11.6	22.7
		27.01.2023	28.01.2023	79.5	19.8	7.9	19.0
NAAQMS Standard				100	60	80	80

End of the Report

Note: Tested results are well within the permissible limits of National Ambient Air Quality Monitoring Standard (NAAQMS)

1. The report is referring only to the tested sample and for applicable parameter.
2. This report is not to be reproducing wholly or in part, and can't be used as evidence in court of law.


31/01/23
Authorized Signatory
(Technical Manager)

Page 1 of 1

adani ENVIRONMENT LABORATORY

ADANI POWER MAHARASHTRA LIMITED
TIRORA

Format No: APML/ENV-LB/7.8/F01

URL No : TC519323000000201F

Date 28.02.2023

Issued To:		APML,Plot No. A -1, Tirora Growth Centre, MIDC – Tirora, Dist. Gondia – 441 911					
Sample Particulars :		Ambient Air Quality (Plant)					
Sample Collected by :		Environment Dept. APML					
Test Report							
Station	Sampling Location	Sampling Date	Analysis Starting Date	Parameters			
				PM 10 µg/m3	PM 2.5 µg/m3	SO2 µg/m3	NOx µg/m3
AAQ 1	Near AWRS	03.02.2023	04.02.2023	92.5	36.8	17.7	25.1
		06.02.2023	07.02.2023	73.6	38.0	10.2	18.9
		10.02.2023	11.02.2023	89.3	48.3	8.2	20.9
		13.02.2023	14.02.2023	55.6	28.6	11.1	20.2
		17.02.2023	18.02.2023	65.9	37.5	8.7	26.1
		20.02.2023	21.02.2023	78.9	30.5	15.5	23.5
		24.02.2023	25.02.2023	73.7	28.1	8.1	18.9
AAQ 2	Near Brick Plant	03.02.2023	04.02.2023	72.5	37.6	9.7	19.5
		06.02.2023	07.02.2023	69.2	39.6	7.7	14.5
		10.02.2023	11.02.2023	87.2	35.4	9.2	16.3
		13.02.2023	14.02.2023	75.0	28.2	11.5	11.4
		17.02.2023	18.02.2023	60.0	32.6	7.5	17.7
		20.02.2023	21.02.2023	93.4	36.3	8.4	13.9
		24.02.2023	25.02.2023	80.4	33.6	6.2	14.8
AAQ 3	China Colony	03.02.2023	04.02.2023	72.1	35.3	14.5	23.5
		06.02.2023	07.02.2023	88.4	37.9	11.7	21.1
		10.02.2023	11.02.2023	76.5	23.0	8.2	14.2
		13.02.2023	14.02.2023	75.4	25.0	14.2	23.9
		17.02.2023	18.02.2023	71.7	29.7	10.2	15.8
		20.02.2023	21.02.2023	66.1	20.0	7.4	16.6
		24.02.2023	25.02.2023	64.3	23.3	13.3	25.1
NAAQMS Standard				100	60	80	80

End of the Report

Note: Tested results are well within the permissible limits of National Ambient Air Quality Monitoring Stanadard (NAAQMS)

1. The report is referring only to the tested sample and for applicable parameter.
2. This report is not to be reproducing wholly or in part, and can't be used as evidence in court of law.



Authorized Signatory
(Technical Manager)

Page 1 of 1

ENVIRONMENT LABORATORY

ADANI POWER LIMITED

(5x660 MW Thermal Power Plant, Tirora)

Format No: APL/ENV-LB/7.8/F01

URL No : TC519323000000301F

Date 31.03.2023

Issued To:		APL, Plot No. A -1, Tirora Growth Centre, MIDC – Tirora, Dist. Gondia – 441 911					
Sample Particulars :		Ambient Air Quality (Plant)					
Sample Collected by :		Environment Dept. APL					
Test Report							
Station	Sampling Location	Sampling Date	Analysis Starting Date	Parameters			
				PM 10 µg/m ³	PM 2.5 µg/m ³	SO ₂ µg/m ³	NO _x µg/m ³
AAQ 1	Near AWRS	03.03.2023	04.03.2023	76.1	21.2	9.9	22.1
		06.03.2023	07.03.2023	45.1	16.8	7.3	15.0
		10.03.2023	11.03.2023	62.0	13.9	5.3	13.7
		13.03.2023	14.03.2023	51.0	22.0	6.8	17.6
		17.03.2023	18.03.2023	60.3	18.5	8.7	20.2
		20.03.2023	21.03.2023	38.9	21.4	6.3	17.0
		24.03.2023	25.03.2023	58.1	11.7	6.5	20.9
		27.03.2023	28.03.2023	53.4	18.0	9.7	14.3
AAQ 2	Near Brick Plant	03.03.2023	04.03.2023	76.9	20.2	11.8	17.2
		06.03.2023	07.03.2023	65.2	27.4	5.8	16.9
		10.03.2023	11.03.2023	36.7	13.6	7.7	15.9
		13.03.2023	14.03.2023	69.7	18.0	9.3	12.5
		17.03.2023	18.03.2023	78.5	22.1	10.3	17.8
		20.03.2023	21.03.2023	61.8	12.4	5.4	14.6
		24.03.2023	25.03.2023	72.2	21.9	6.4	17.2
		27.03.2023	28.03.2023	49.7	15.4	7.7	12.3
AAQ 3	China Colony	03.03.2023	04.03.2023	61.5	29.3	7.4	17.2
		06.03.2023	07.03.2023	51.2	14.1	9.1	15.7
		10.03.2023	11.03.2023	59.6	18.6	7.8	12.6
		13.03.2023	14.03.2023	58.5	14.4	9.4	19.7
		17.03.2023	18.03.2023	44.5	17.1	5.3	18.3
		20.03.2023	21.03.2023	71.9	11.3	7.7	19.0
		24.03.2023	25.03.2023	54.4	16.0	13.1	20.9
		27.03.2023	28.03.2023	56.5	20.2	10.3	18.2
NAAQMS Standard				100	60	80	80

End of the Report

Note: Tested results are well within the permissible limits of National Ambient Air Quality Monitoring Standard (NAAQMS)

1. The report is referring only to the tested sample and for applicable parameter.
2. This report is not to be reproducing wholly or in part, and can't be used as evidence in court of law.


Authorized Signatory
(Technical Manager)

Page 1 of 1

adani ENVIRONMENT LABORATORY

ADANI POWER MAHARASHTRA LIMITED
TIRORA

Format No: APML/ENV-LB/7.8/F01

TC519322000001030F		Date: 22.10.2022			
TEST REPORT					
Issued To:		APML, Plot No. A -1, Tirora Growth Centre, MIDC – Tirora, Dist. Gondia – 441 911			
Sample Particulars :		Stack Monitoring			
Sample Collected by :		Environment Dept. APML			
1	Sampling Location	:	Unit -5		
2	Date of Sampling	:	20.10.2022		
3	Time of Sampling	:	4:00 PM		
4	Load (MW)	:	460		
5	Height of Stack (Meter)	:	275		
6	Diameter of Stack (Meter)	:	7.4		
7	Type of Fuel	:	Coal		
8	Flue Gas Temperature (^o C)	:	120		
9	Flue Gas Velocity (M/sec)	:	22.23		
10	Flow of Exit Gas at NTP (NM ³ /Hr)	:	2511606		
Sr. No	Test Parameters	Test Method	MPCB Standards	Units	Results *
1	PM	IS 11255 (Part- 1):1985	50	Mg/Nm ³	36.2
2#	SO ₂	IS 11255 (Part 2) 1985	200	Mg/Nm ³	801
3	NOx	IS 11255 (Part 7) 2005	450	Mg/Nm ³	336
4##	Mercury	USEPA - 0060	0.030	Mg/Nm ³	0.0188

* Results are corrected with 6% oxygen

End of the Report

Note Tested results are well within the permissible limits of MPCB.

1. The report is referring only to the tested sample and for applicable parameter.
2. The sample will be destroyed after retention time unless otherwise specified specially.
3. This report is not to be reproducing wholly or in part, and can't be used as evidence in court of law.
- 4 # As per MoEF&CC Notification the SO2 Limit will be applicable after installation of FGD (March 2023-March 2024)
- 5 ## Indicates this parameter is not covered in our NABL scope
- 6 Mercury monitoring & analysis is being done on quaterly basis through third party.


Authorized Signatory
(Technical Manager)

Page 1 of 1

adani ENVIRONMENT LABORATORY

ADANI POWER MAHARASHTRA LIMITED
TIRORA

Format No: APML/ENV-LB/7.8/F01


TC519322000001029F		Date: 22.10.2022			
TEST REPORT					
Issued To:	APML, Plot No. A -1, Tirora Growth Centre, MIDC - Tirora, Dist. Gondia - 441 911				
Sample Particulars :	Stack Monitoring				
Sample Collected by :	Environment Dept. APML				
1 Sampling Location	:	Unit -4			
2 Date of Sampling	:	20.10.2022			
3 Time of Sampling	:	4:35 PM			
4 Load (MW)	:	430			
5 Height of Stack (Meter)	:	275			
6 Diameter of Stack (Meter)	:	7.4			
7 Type of Fuel	:	Coal			
8 Flue Gas Temperature (^o C)	:	122			
9 Flue Gas Velocity (M/sec)	:	23.26			
10 Flow of Exit Gas at NTP (NM ³ /Hr)	:	2614593			
Sr. No	Test Parameters	Test Method	MPCB Standards	Units	Results *
1	PM	IS 11255 (Part- 1):1985	50	Mg/Nm ³	39.1
2#	SO ₂	IS 11255 (Part 2) 1985	200	Mg/Nm ³	768
3	NOx	IS 11255 (Part 7) 2005	450	Mg/Nm ³	328
4##	Mercury	USEPA - 0060	0.030	Mg/Nm ³	0.0146

* Results are corrected with 6% oxygen

End of the Report

Note Tested results are well within the permissible limits of MPCB.

1. The report is referring only to the tested sample and for applicable parameter.
2. The sample will be destroyed after retention time unless otherwise specified specially.
3. This report is not to be reproducing wholly or in part, and can't be used as evidence in court of law.
- 4 # As per MoEF&CC Notification the SO₂ Limit will be applicable after installation of FGD (March 2023-March 2024)
- 5 ## Indicates this parameter is not covered in our NABL scope
- 6 Mercury monitoring & analysis is being done on quarterly basis through third party.


Authorized Signatory
(Technical Manager)

Page 1 of 1

adani ENVIRONMENT LABORATORY
ADANI POWER MAHARASHTRA LIMITED
TIRORA

Format No: APML/ENV-LB/7.8/F01

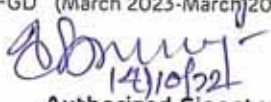
TC519322000001028F		Date: 12.10.2022			
Issued To:		APML, Plot No. A -1, Tirora Growth Centre, MIDC – Tirora, Dist. Gondia – 441 911			
Sample Particulars :		Stack Monitoring			
Sample Collected by :		Environment Dept. APML			
1	Sampling Location	:	Unit -3		
2	Date of Sampling	:	10.10.2022		
3	Time of Sampling	:	7:30 PM		
4	Load (MW)	:	630		
5	Height of Stack (Meter)	:	275		
6	Diameter of Stack (Meter)	:	7.4		
7	Type of Fuel	:	Coal		
8	Flue Gas Temperature (^o C)	:	120		
9	Flue Gas Velocity (M/sec)	:	22.66		
10	Flow of Exit Gas at NTP (NM ³ /Hr)	:	2559628		
Sr. No	Test Parameters	Test Method	MPCB Standards	Units	Results *
1	PM	IS 11255 (Part- 1):1985	50	Mg/Nm ³	36.9
2#	SO ₂	IS 11255 (Part 2) 1985	200	Mg/Nm ³	833.0
3	NOx	IS 11255 (Part 7) 2005	450	Mg/Nm ³	327.1
4##	Mercury	USEPA - 0060	0.030	Mg/Nm ³	0.0132

* Results are corrected with 6% oxygen

End of the Report

Note Tested results are well within the permissible limits of MPCB.

1. The report is referring only to the tested sample and for applicable parameter.
2. The sample will be destroyed after retention time unless otherwise specified specially.
3. This report is not to be reproducing wholly or in part, and can't be used as evidence in court of law.
- 4 # As per MoEF&CC Notification the SO₂ Limit will be applicable after installation of FGD (March 2023-March 2024)
- 5 ## Indicates this parameter is not covered in our NABL scope
- 6 Mercury monitoring & analysis is being done on quarterly basis through third party.


Authorized Signatory
(Technical Manager)

Page 1 of 1

adani ENVIRONMENT LABORATORY

ADANI POWER MAHARASHTRA LIMITED
TIRORA

Format No: APML/ENV-LB/7.8/F01

TC519322000001027F		Date: 12.10.2022			
Issued To:	APML, Plot No. A -1, Tirora Growth Centre, MIDC - Tirora, Dist. Gondia - 441 911				
Sample Particulars :	Stack Monitoring				
Sample Collected by :	Environment Dept. APML				
1 Sampling Location	:	Unit -2			
2 Date of Sampling	:	10.10.2022			
3 Time of Sampling	:	6:55 PM			
4 Load (MW)	:	563			
5 Height of Stack (Meter)	:	275			
6 Diameter of Stack (Meter)	:	7.4			
7 Type of Fuel	:	Coal			
8 Flue Gas Temperature (^o C)	:	119			
9 Flue Gas Velocity (M/sec)	:	22.76			
10 Flow of Exit Gas at NTP (NM ³ /Hr) :	:	2577187			
Sr. No	Test Parameters	Test Method	MPCB Standards	Units	Results *
1	PM	IS 11255 (Part- 1):1985	50	Mg/Nm ³	41.2
2#	SO ₂	IS 11255 (Part 2) 1985	200	Mg/Nm ³	817.9
3	NOx	IS 11255 (Part 7) 2005	450	Mg/Nm ³	385.1
4##	Mercury	USEPA - 0060	0.030	Mg/Nm ³	0.0184

* Results are corrected with 6% oxygen

End of the Report

Note Tested results are well within the permissible limits of MPCB.

1. The report is referring only to the tested sample and for applicable parameter.
2. The sample will be destroyed after retention time unless otherwise specified specially.
3. This report is not to be reproducing wholly or in part, and can't be used as evidence in court of law.
- 4 # As per MoEF&CC Notification the SO₂ Limit will be applicable after installation of FGD (March 2023-March 2024)
- 5 ## Indicates this parameter is not covered in our NABL scope
- 6 Mercury monitoring & analysis is being done on quaterly basis through third party.


Authorized Signatory
(Technical Manager)

Page 1 of 1

adani **ENVIRONMENT LABORATORY**
ADANI POWER MAHARASHTRA LIMITED
TIRORA

Format No: APML/ENV-LB/7.8/F01

TC519322000001026F		Date: 12.10.2022			
Issued To:		APML, Plot No. A -1, Tirora Growth Centre, MIDC – Tirora, Dist. Gondia – 441 911			
Sample Particulars :		Stack Monitoring			
Sample Collected by :		Environment Dept. APML			
1 Sampling Location		:	Unit -1		
2 Date of Sampling		:	10.10.2022		
3 Time of Sampling		:	6:20 PM		
4 Load (MW)		:	410		
5 Height of Stack (Meter)		:	275		
6 Diameter of Stack (Meter)		:	7.4		
7 Type of Fuel		:	Coal		
8 Flue Gas Temperature (^o C)		:	118		
9 Flue Gas Velocity (M/sec)		:	22.19		
10 Flow of Exit Gas at NTP (NM ³ /Hr)		:	2519437		
Sr. No	Test Parameters	Test Method	MPCB Standards	Units	Results *
1	PM	IS 11255 (Part- 1):1985	50.0	Mg/Nm ³	34.8
2#	SO ₂	IS 11255 (Part 2) 1985	200.0	Mg/Nm ³	844.6
3	NOx	IS 11255 (Part 7) 2005	450.0	Mg/Nm ³	314.9
4##	Mercury	USEPA - 0060	0.030	Mg/Nm ³	0.0146

* Results are corrected with 6% oxygen

End of the Report

Note Tested results are well within the permissible limits of MPCB.

1. The report is referring only to the tested sample and for applicable parameter.
2. The sample will be destroyed after retention time unless otherwise specified specially.
3. This report is not to be reproducing wholly or in part, and can't be used as evidence in court of law.
- 4 # As per MoEF&CC Notification the SO₂ Limit will be applicable after installation of FGD (March 2023-March 2024)
- 5 ## Indicates this parameter is not covered in our NABL scope
- 6 Mercury monitoring & analysis is being done on quarterly basis through third party.

Authorized Signatory
(Technical Manager)

Page 1 of 1

adani ENVIRONMENT LABORATORY

ADANI POWER MAHARASHTRA LIMITED
TIRORA

Format No: APML/ENV-LB/7.8/F01

TC519322000001128F		Date: 19.11.2022			
Issued To:	APML, Plot No. A -1, Tirora Growth Centre, MIDC – Tirora, Dist. Gondia – 441 911				
Sample Particulars :	Stack Monitoring				
Sample Collected by :	Environment Dept. APML				
1	Sampling Location	:	Unit -1		
2	Date of Sampling	:	17.11.2022		
3	Time of Sampling	:	11:30 AM		
4	Load (MW)	:	610		
5	Height of Stack (Meter)	:	275		
6	Diameter of Stack (Meter)	:	7.4		
7	Type of Fuel	:	Coal		
8	Flue Gas Temperature (^o C)	:	121		
9	Flue Gas Velocity (M/sec)	:	22.06		
10	Flow of Exit Gas at NTP (NM ³ /Hr)	:	2485275		
Sr. No	Test Parameters	Test Method	MPCB Standards	Units	Results *
1	PM	IS 11255 (Part- 1):1985	50.0	Mg/Nm ³	39.5
2#	SO ₂	IS 11255 (Part 2) 1985	200.0	Mg/Nm ³	832.8
3	NOx	IS 11255 (Part 7) 2005	450.0	Mg/Nm ³	324.1
4##	Mercury	USEPA - 0060	0.030	Mg/Nm ³	0.0171

* Results are corrected with 6% oxygen

End of the Report

Note Tested results are well within the permissible limits of MPCB.

1. The report is referring only to the tested sample and for applicable parameter.
2. The sample will be destroyed after retention time unless otherwise specified specially.
3. This report is not to be reproducing wholly or in part, and can't be used as evidence in court of law.
- 4 # As per MoEF&CC Notification the SO₂ Limit will be applicable after installation of FGD (March 2023-March 2024)
- 5 ## Indicates this parameter is not covered in our NABL scope
- 6 Mercury monitoring & analysis is being done on quarterly basis through third party.

Authorized Signatory
(Technical Manager)

Page 1 of 1

adani ENVIRONMENT LABORATORY

ADANI POWER MAHARASHTRA LIMITED
TIRORA

Format No: APML/ENV-LB/7.8/F01


TC519322000001126F		12.11.2022			
Issued To:	APML, Plot No. A -1, Tirora Growth Centre, MIDC - Tirora, Dist. Gondia - 441 911				
Sample Particulars :	Stack Monitoring				
Sample Collected by :	Environment Dept. APML				
1	Sampling Location	:	Unit -2		
2	Date of Sampling	:	10.11.2022		
3	Time of Sampling	:	4:20 AM		
4	Load (MW)	:	580		
5	Height of Stack (Meter)	:	275		
6	Diameter of Stack (Meter)	:	7.4		
7	Type of Fuel	:	Coal		
8	Flue Gas Temperature (^o C)	:	122		
9	Flue Gas Velocity (M/sec)	:	22.70		
10	Flow of Exit Gas at NTP (NM ³ /Hr)	:	2551296		
Sr. No	Test Parameters	Test Method	MPCB Standards	Units	Results *
1	PM	IS 11255 (Part- 1):1985	50	Mg/Nm ³	43.5
2#	SO ₂	IS 11255 (Part 2) 1985	200	Mg/Nm ³	850.5
3	NOx	IS 11255 (Part 7) 2005	450	Mg/Nm ³	390.2
4##	Mercury	USEPA - 0060	0.030	Mg/Nm ³	0.0166

* Results are corrected with 6% oxygen

End of the Report

Note Tested results are well within the permissible limits of MPCB.

1. The report is referring only to the tested sample and for applicable parameter.
2. The sample will be destroyed after retention time unless otherwise specified specially.
3. This report is not to be reproducing wholly or in part, and can't be used as evidence in court of law.
- 4 # As per MoEF&CC Notification the SO₂ Limit will be applicable after installation of FGD (March 2023-March 2024)
- 5 ## Indicates this parameter is not covered in our NABL scope
- 6 Mercury monitoring & analysis is being done on quarterly basis through third party.


12/11/24
Authorized Signatory
(Technical Manager)

Page 1 of 1

adani **ENVIRONMENT LABORATORY**
ADANI POWER MAHARASHTRA LIMITED
TIRORA

Format No: APML/ENV-LB/7.8/F01


TC519322000001129F		Date: 19.11.2022			
Issued To:	APML, Plot No. A -1, Tirora Growth Centre, MIDC - Tirora, Dist. Gondia - 441 911				
Sample Particulars :	Stack Monitoring				
Sample Collected by :	Environment Dept. APML				
1	Sampling Location	:	Unit -3		
2	Date of Sampling	:	17.11.2022		
3	Time of Sampling	:	12:10 PM		
4	Load (MW)	:	630		
5	Height of Stack (Meter)	:	275		
6	Diameter of Stack (Meter)	:	7.4		
7	Type of Fuel	:	Coal		
8	Flue Gas Temperature ($^{\circ}$ C)	:	122		
9	Flue Gas Velocity (M/sec)	:	22.46		
10	Flow of Exit Gas at NTP (NM ³ /Hr) :		2523949		
Sr. No	Test Parameters	Test Method	MPCB Standards	Units	Results *
1	PM	IS 11255 (Part- 1):1985	50	Mg/Nm ³	34.7
2#	SO ₂	IS 11255 (Part 2) 1985	200	Mg/Nm ³	835.8
3	NOx	IS 11255 (Part 7) 2005	450	Mg/Nm ³	323.7
4##	Mercury	USEPA - 0060	0.030	Mg/Nm ³	0.0163

* Results are corrected with 6% oxygen

End of the Report

Note Tested results are well within the permissible limits of MPCB.

1. The report is referring only to the tested sample and for applicable parameter.
2. The sample will be destroyed after retention time unless otherwise specified specially.
3. This report is not to be reproducing wholly or in part, and can't be used as evidence in court of law.
- 4 # As per MoEF&CC Notification the SO₂ Limit will be applicable after installation of FGD (March 2023-March 2024)
- 5 ## Indicates this parameter is not covered in our NABL scope
- 6 Mercury monitoring & analysis is being done on quaterly basis through third party.


20/11/2022
Authorized Signatory
(Technical Manager)

Page 1 of 1

adani ENVIRONMENT LABORATORY
ADANI POWER MAHARASHTRA LIMITED
TIRORA

Format No: APML/ENV-LB/7.8/F01


TC519322000001127F		Date: 12.11.2022																																																															
TEST REPORT																																																																	
Issued To:		APML, Plot No. A -1, Tirora Growth Centre, MIDC – Tirora, Dist. Gondia – 441 911																																																															
Sample Particulars :		Stack Monitoring																																																															
Sample Collected by :		Environment Dept. APML																																																															
<table border="0"> <tr> <td>1</td> <td>Sampling Location</td> <td>:</td> <td>Unit -4</td> <td></td> <td></td> </tr> <tr> <td>2</td> <td>Date of Sampling</td> <td>:</td> <td>10.11.2022</td> <td></td> <td></td> </tr> <tr> <td>3</td> <td>Time of Sampling</td> <td>:</td> <td>5:25 AM</td> <td></td> <td></td> </tr> <tr> <td>4</td> <td>Load (MW)</td> <td>:</td> <td>430</td> <td></td> <td></td> </tr> <tr> <td>5</td> <td>Height of Stack (Meter)</td> <td>:</td> <td>275</td> <td></td> <td></td> </tr> <tr> <td>6</td> <td>Diameter of Stack (Meter)</td> <td>:</td> <td>7.4</td> <td></td> <td></td> </tr> <tr> <td>7</td> <td>Type of Fuel</td> <td>:</td> <td>Coal</td> <td></td> <td></td> </tr> <tr> <td>8</td> <td>Flue Gas Temperature (°C)</td> <td>:</td> <td>121</td> <td></td> <td></td> </tr> <tr> <td>9</td> <td>Flue Gas Velocity (M/sec)</td> <td>:</td> <td>22.92</td> <td></td> <td></td> </tr> <tr> <td>10</td> <td>Flow of Exit Gas at NTP (NM³/Hr)</td> <td>:</td> <td>2582536</td> <td></td> <td></td> </tr> </table>						1	Sampling Location	:	Unit -4			2	Date of Sampling	:	10.11.2022			3	Time of Sampling	:	5:25 AM			4	Load (MW)	:	430			5	Height of Stack (Meter)	:	275			6	Diameter of Stack (Meter)	:	7.4			7	Type of Fuel	:	Coal			8	Flue Gas Temperature (°C)	:	121			9	Flue Gas Velocity (M/sec)	:	22.92			10	Flow of Exit Gas at NTP (NM ³ /Hr)	:	2582536		
1	Sampling Location	:	Unit -4																																																														
2	Date of Sampling	:	10.11.2022																																																														
3	Time of Sampling	:	5:25 AM																																																														
4	Load (MW)	:	430																																																														
5	Height of Stack (Meter)	:	275																																																														
6	Diameter of Stack (Meter)	:	7.4																																																														
7	Type of Fuel	:	Coal																																																														
8	Flue Gas Temperature (°C)	:	121																																																														
9	Flue Gas Velocity (M/sec)	:	22.92																																																														
10	Flow of Exit Gas at NTP (NM ³ /Hr)	:	2582536																																																														
Sr. No	Test Parameters	Test Method	MPCB Standards	Units	Results *																																																												
1	PM	IS 11255 (Part- 1):1985	50	Mg/Nm ³	35.4																																																												
2#	SO ₂	IS 11255 (Part 2) 1985	200	Mg/Nm ³	772																																																												
3	NO _x	IS 11255 (Part 7) 2005	450	Mg/Nm ³	327																																																												
4##	Mercury	USEPA - 0060	0.030	Mg/Nm ³	0.0162																																																												

* Results are corrected with 6% oxygen

End of the Report

Note Tested results are well within the permissible limits of MPCB.

1. The report is referring only to the tested sample and for applicable parameter.
2. The sample will be destroyed after retention time unless otherwise specified specially.
3. This report is not to be reproducing wholly or in part, and can't be used as evidence in court of law.
- 4 # As per MoEF&CC Notification the SO₂ Limit will be applicable after installation of FGD (March 2023-March 2024)
- 5 ## Indicates this parameter is not covered in our NABL scope
- 6 Mercury monitoring & analysis is being done on quarterly basis through third party.


Authorized Signatory
(Technical Manager)

adani ENVIRONMENT LABORATORY

ADANI POWER MAHARASHTRA LIMITED
TIRORA

Format No: APML/ENV-LB/7.8/F01


TC519322000001130F		Date: 19.11.2022			
TEST REPORT					
Issued To:		APML, Plot No. A -1, Tirora Growth Centre, MIDC - Tirora, Dist. Gondia - 441 911			
Sample Particulars :		Stack Monitoring			
Sample Collected by :		Environment Dept. APML			
1 Sampling Location		:	Unit -5		
2 Date of Sampling		:	17.11.2022		
3 Time of Sampling		:	1:25 AM		
4 Load (MW)		:	624		
5 Height of Stack (Meter)		:	275		
6 Diameter of Stack (Meter)		:	7.4		
7 Type of Fuel		:	Coal		
8 Flue Gas Temperature (⁰ C)		:	120		
9 Flue Gas Velocity (M/sec)		:	22.42		
10 Flow of Exit Gas at NTP (NM ³ /Hr)		:	2533165		
Sr. No	Test Parameters	Test Method	MPCB Standards	Units	Results *
1	PM	IS 11255 (Part- 1):1985	50	Mg/Nm ³	38.3
2#	SO ₂	IS 11255 (Part 2) 1985	200	Mg/Nm ³	829
3	NOx	IS 11255 (Part 7) 2005	450	Mg/Nm ³	353
4##	Mercury	USEPA - 0060	0.030	Mg/Nm ³	0.0169

* Results are corrected with 6% oxygen

End of the Report

Note Tested results are well within the permissible limits of MPCB.

1. The report is referring only to the tested sample and for applicable parameter.
2. The sample will be destroyed after retention time unless otherwise specified specially.
3. This report is not to be reproducing wholly or in part, and can't be used as evidence in court of law.
- 4 # As per MoEF&CC Notification the SO₂ Limit will be applicable after installation of FGD (March 2023-March 2024)
- 5 ## Indicates this parameter is not covered in our NABL scope
- 6 Mercury monitoring & analysis is being done on quarterly basis through third party.


Authorized Signatory
(Technical Manager)

Page 1 of 1

adani ENVIRONMENT LABORATORY

ADANI POWER MAHARASHTRA LIMITED
TIRORA

Format No: APML/ENV-LB/7.8/F01


TC519322000001029F		Date: 15.12.2022			
Issued To:	APML, Plot No. A -1, Tirora Growth Centre, MIDC – Tirora, Dist. Gondia – 441 911				
Sample Particulars :	Stack Monitoring				
Sample Collected by :	Environment Dept. APML				
1	Sampling Location	:	Unit -3		
2	Date of Sampling	:	15.12.2022		
3	Time of Sampling	:	4:10 AM		
4	Load (MW)	:	656		
5	Height of Stack (Meter)	:	275		
6	Diameter of Stack (Meter)	:	7.4		
7	Type of Fuel	:	Coal		
8	Flue Gas Temperature (^o C)	:	126		
9	Flue Gas Velocity (M/sec)	:	22.40		
10	Flow of Exit Gas at NTP (NM ³ /Hr)	:	2492183		
Sr. No	Test Parameters	Test Method	MPCB Standards	Units	Results *
1	PM	IS 11255 (Part- 1):1985	50	Mg/Nm ³	39.8
2#	SO ₂	IS 11255 (Part 2) 1985	200	Mg/Nm ³	843.7
3	NOx	IS 11255 (Part 7) 2005	450	Mg/Nm ³	347.0
4##	Mercury	USEPA - 0060	0.030	Mg/Nm ³	0.0151

* Results are corrected with 6% oxygen

End of the Report

Note Tested results are well within the permissible limits of MPCB.

1. The report is referring only to the tested sample and for applicable parameter.
2. The sample will be destroyed after retention time unless otherwise specified specially.
3. This report is not to be reproducing wholly or in part, and can't be used as evidence in court of law.
- 4 # As per MoEF&CC Notification the SO2 Limit will be applicable after installation of FGD (Dec-2026)
- 5 Mercury monitoring & analysis is being done on quaterly basis through third party.


Authorized Signatory
(Technical Manager)
Page 1 of 1

adani ENVIRONMENT LABORATORY

ADANI POWER MAHARASHTRA LIMITED
TIRORA

Format No: APML/ENV-LB/7.8/F01

TC519322000001227F		Date: 10.12.2022			
TEST REPORT					
Issued To:	APML, Plot No. A -1, Tirora Growth Centre, MIDC – Tirora, Dist. Gondia – 441 911				
Sample Particulars :	Stack Monitoring				
Sample Collected by :	Environment Dept. APML				
1	Sampling Location	:	Unit -5		
2	Date of Sampling	:	07.12.2022		
3	Time of Sampling	:	3:30 AM		
4	Load (MW)	:	630		
5	Height of Stack (Meter)	:	275		
6	Diameter of Stack (Meter)	:	7.4		
7	Type of Fuel	:	Coal		
8	Flue Gas Temperature (°C)	:	118		
9	Flue Gas Velocity (M/sec)	:	22.33		
10	Flow of Exit Gas at NTP (NM ³ /Hr)	:	2534953		
Sr. No	Test Parameters	Test Method	MPCB Standards	Units	Results *
1	PM	IS 11255 (Part- 1):1985	50	Mg/Nm ³	39.2
2#	SO ₂	IS 11255 (Part 2) 1985	200	Mg/Nm ³	835
3	NOx	IS 11255 (Part 7) 2005	450	Mg/Nm ³	354
4##	Mercury	USEPA - 0060	0.030	Mg/Nm ³	0.0169

* Results are corrected with 6% oxygen

End of the Report

Note Tested results are well within the permissible limits of MPCB.

1. The report is referring only to the tested sample and for applicable parameter.
2. The sample will be destroyed after retention time unless otherwise specified specially.
3. This report is not to be reproducing wholly or in part, and can't be used as evidence in court of law.
- 4 # As per MoEF&CC Notification the SO₂ Limit will be applicable after installation of FGD (March 2023-March 2024)
- 5 ## Indicates this parameter is not covered in our NABL scope
- 6 Mercury monitoring & analysis is being done on quarterly basis through third party.

Authorized Signatory
(Technical Manager)

Page 1 of 1

adani ENVIRONMENT LABORATORY

ADANI POWER MAHARASHTRA LIMITED
TIRORA

Format No: APML/ENV-LB/7.8/F01

TC519322000001226F		Date: 10.12.2022			
Issued To:	APML, Plot No. A -1, Tirora Growth Centre, MIDC – Tirora, Dist. Gondia – 441 911				
Sample Particulars :	Stack Monitoring				
Sample Collected by :	Environment Dept. APML				
1	Sampling Location	:	Unit -1		
2	Date of Sampling	:	07.12.2022		
3	Time of Sampling	:	6:20 PM		
4	Load (MW)	:	611		
5	Height of Stack (Meter)	:	275		
6	Diameter of Stack (Meter)	:	7.4		
7	Type of Fuel	:	Coal		
8	Flue Gas Temperature (^o C)	:	119		
9	Flue Gas Velocity (M/sec)	:	22.24		
10	Flow of Exit Gas at NTP (NM ³ /Hr)	:	2519046		
Sr. No	Test Parameters	Test Method	MPCB Standards	Units	Results *
1	PM	IS 11255 (Part- 1):1985	50.0	Mg/Nm ³	35.9
2#	SO ₂	IS 11255 (Part 2) 1985	200.0	Mg/Nm ³	833.8
3	NOx	IS 11255 (Part 7) 2005	450.0	Mg/Nm ³	323.1
4	Mercury	USEPA - 0060	0.030	Mg/Nm ³	0.0132

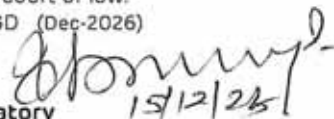
* Results are corrected with 6% oxygen

End of the Report

Note Tested results are well within the permissible limits of MPCB.

1. The report is referring only to the tested sample and for applicable parameter.
2. The sample will be destroyed after retention time unless otherwise specified specially.
3. This report is not to be reproducing wholly or in part, and can't be used as evidence in court of law.
- 4 # As per MoEF&CC Notification the SO2 Limit will be applicable after installation of FGD (Dec-2026)
- 5 Mercury monitoring & analysis is being done on quaterly basis through third party.

Authorized Signatory
(Technical Manager)


15/12/22

Page 1 of 1

adani ENVIRONMENT LABORATORY

ADANI POWER MAHARASHTRA LIMITED
TIRORA

Format No: APML/ENV-LB/7.8/F01


TC519322000001228F		Date: 17.12.2022			
Issued To:		APML, Plot No. A -1, Tirora Growth Centre, MIDC - Tirora, Dist. Gondia - 441 911			
Sample Particulars :		Stack Monitoring			
Sample Collected by :		Environment Dept. APML			
1 Sampling Location :		Unit -2			
2 Date of Sampling :		15.12.2022			
3 Time of Sampling :		3:25 PM			
4 Load (MW) :		655			
5 Height of Stack (Meter) :		275			
6 Diameter of Stack (Meter) :		7.4			
7 Type of Fuel :		Coal			
8 Flue Gas Temperature (^o C) :		122			
9 Flue Gas Velocity (M/sec) :		23.18			
10 Flow of Exit Gas at NTP (NM ³ /Hr) :		2605580			
Sr. No	Test Parameters	Test Method	MPCB Standards	Units	Results *
1	PM	IS 11255 (Part- 1):1985	50	Mg/Nm ³	41.5
2#	SO ₂	IS 11255 (Part 2) 1985	200	Mg/Nm ³	849.7
3	NO _x	IS 11255 (Part 7) 2005	450	Mg/Nm ³	340.7
4##	Mercury	USEPA - 0060	0.030	Mg/Nm ³	0.0163

* Results are corrected with 5% oxygen

End of the Report

Note Tested results are well within the permissible limits of MPCB.

1. The report is referring only to the tested sample and for applicable parameter.
2. The sample will be destroyed after retention time unless otherwise specified specially.
3. This report is not to be reproducing wholly or in part, and can't be used as evidence in court of law.
- 4 # As per MoEF&CC Notification the SO₂ Limit will be applicable after installation of FGD (Dec-2026)
- 5 Mercury monitoring & analysis is being done on quaterly basis through third party.


Authorized Signatory
(Technical Manager)
Page 1 of 1

adani ENVIRONMENT LABORATORY

ADANI POWER MAHARASHTRA LIMITED
TIRORA

Format No: APML/ENV-LB/7.8/F01


Sr. No	Test Parameters	Test Method	MPCB Standards	Units	Results *
1	PM	IS 11255 (Part- 1):1985	50	Mg/Nm ³	42.3
2#	SO ₂	IS 11255 (Part 2) 1985	200	Mg/Nm ³	870
3	NOx	IS 11255 (Part 7) 2005	450	Mg/Nm ³	318
4##	Mercury	USEPA - 0060	0.030	Mg/Nm ³	0.0135

* Results are corrected with 6% oxygen

End of the Report

Note Tested results are well within the permissible limits of MPCB.

1. The report is referring only to the tested sample and for applicable parameter.
2. The sample will be destroyed after retention time unless otherwise specified specially.
3. This report is not to be reproducing wholly or in part, and can't be used as evidence in court of law.
- 4 # As per MoEF&CC Notification the SO₂ Limit will be applicable after installation of FGD (Dec-2026)
- 5 Mercury monitoring & analysis is being done on quarterly basis through third party.


26/12/22
Authorized Signatory
(Technical Manager)

Page 1 of 1

adani ENVIRONMENT LABORATORY

ADANI POWER MAHARASHTRA LIMITED
TIRORA

Format No: APML/ENV-LB/7.8/F01


TC519323000000128F		Date: 07.01.2023			
Issued To:	APML, Plot No. A -1, Tirora Growth Centre, MIDC – Tirora, Dist. Gondia – 441 911				
Sample Particulars :	Stack Monitoring				
Sample Collected by :	Environment Dept. APML				
1	Sampling Location	:	Unit -1		
2	Date of Sampling	:	05.01.2023		
3	Time of Sampling	:	3:15 PM		
4	Load (MW)	:	656		
5	Height of Stack (Meter)	:	275		
6	Diameter of Stack (Meter)	:	7.4		
7	Type of Fuel	:	Coal		
8	Flue Gas Temperature (^o C)	:	120		
9	Flue Gas Velocity (M/sec)	:	23.11		
10	Flow of Exit Gas at NTP (NM ³ /Hr)	:	2610391		
Sr. No	Test Parameters	Test Method	MPCB Standards	Units	Results *
1	PM	IS 11255 (Part- 1):1985	50.0	Mg/Nm ³	38.0
2#	SO ₂	IS 11255 (Part 2) 1985	200.0	Mg/Nm ³	846.6
3	NOx	IS 11255 (Part 7) 2005	450.0	Mg/Nm ³	325.7
4##	Mercury	USEPA - 0060	0.030	Mg/Nm ³	0.0132

* Results are corrected with 6% oxygen

End of the Report

Note Tested results are well within the permissible limits of MPCB.

1. The report is referring only to the tested sample and for applicable parameter.
2. The sample will be destroyed after retention time unless otherwise specified specially.
3. This report is not to be reproducing wholly or in part, and can't be used as evidence in court of law.
- 4 # As per MoEF&CC Notification the SO2 Limit will be applicable after installation of FGD (March 2023-March 2024).
- 5 Mercury monitoring & analysis is being done on quaterly basis through third party.


Authorized Signatory
(Technical Manager)
Page 1 of 1

adani ENVIRONMENT LABORATORY

ADANI POWER MAHARASHTRA LIMITED
TIRORA

Format No: APML/ENV-LB/7.8/F01

TC519323000000129F		Date: 07.01.2023			
Issued To:	APML, Plot No. A -1, Tirora Growth Centre, MIDC - Tirora, Dist. Gondia - 441 911				
Sample Particulars :	Stack Monitoring				
Sample Collected by :	Environment Dept. APML				
1	Sampling Location	:	Unit -2		
2	Date of Sampling	:	05.01.2023		
3	Time of Sampling	:	2:40 PM		
4	Load (MW)	:	659		
5	Height of Stack (Meter)	:	275		
6	Diameter of Stack (Meter)	:	7.4		
7	Type of Fuel	:	Coal		
8	Flue Gas Temperature ($^{\circ}$ C)	:	122		
9	Flue Gas Velocity (M/sec)	:	22.86		
10	Flow of Exit Gas at NTP (NM^3/Hr)	:	2569213		
Sr. No	Test Parameters	Test Method	MPCB Standards	Units	Results *
1	PM	IS 11255 (Part- 1):1985	50	Mg/Nm^3	40.6
2#	SO_2	IS 11255 (Part 2) 1985	200	Mg/Nm^3	832.4
3	NO_x	IS 11255 (Part 7) 2005	450	Mg/Nm^3	315.5
4##	Mercury	USEPA - 0060	0.030	Mg/Nm^3	0.0163

* Results are corrected with 6% oxygen

End of the Report

Note Tested results are well within the permissible limits of MPCB.

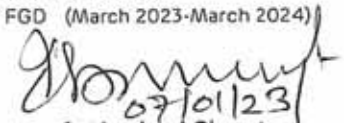
1. The report is referring only to the tested sample and for applicable parameter.

2. The sample will be destroyed after retention time unless otherwise specified specially.

3. This report is not to be reproducing wholly or in part, and can't be used as evidence in court of law.

4 # As per MoEF&CC Notification the SO_2 Limit will be applicable after installation of FGD (March 2023-March 2024)

5 Mercury monitoring & analysis is being done on quarterly basis through third party.


07/01/23
Authorized Signatory
(Technical Manager)

Page 1 of 1

adani ENVIRONMENT LABORATORY

ADANI POWER MAHARASHTRA LIMITED
TIRORA

Format No: APML/ENV-LB/7.8/F01


TC519323000000130F		Date: 07.01.2023			
Issued To:	APML, Plot No. A -1, Tirora Growth Centre, MIDC – Tirora, Dist. Gondia – 441 911				
Sample Particulars :	Stack Monitoring				
Sample Collected by :	Environment Dept. APML				
1	Sampling Location	:	Unit -3		
2	Date of Sampling	:	05.01.2023		
3	Time of Sampling	:	3:30 PM		
4	Load (MW)	:	654		
5	Height of Stack (Meter)	:	275		
6	Diameter of Stack (Meter)	:	7.4		
7	Type of Fuel	:	Coal		
8	Flue Gas Temperature (^o C)	:	119		
9	Flue Gas Velocity (M/sec)	:	22.41		
10	Flow of Exit Gas at NTP (NM ³ /Hr)	:	2538539		
Sr. No	Test Parameters	Test Method	MPCB Standards	Units	Results *
1	PM	IS 11255 (Part- 1):1985	50	Mg/Nm ³	36.2
2#	SO ₂	IS 11255 (Part 2) 1985	200	Mg/Nm ³	859.5
3	NOx	IS 11255 (Part 7) 2005	450	Mg/Nm ³	329.0
4##	Mercury	USEPA - 0060	0.030	Mg/Nm ³	0.0151

* Results are corrected with 6% oxygen

End of the Report

Note Tested results are well within the permissible limits of MPCB.

1. The report is referring only to the tested sample and for applicable parameter.
2. The sample will be destroyed after retention time unless otherwise specified specially.
3. This report is not to be reproducing wholly or in part, and can't be used as evidence in court of law.
- 4 # As per MoEF&CC Notification the SO₂ Limit will be applicable after installation of FGD (Dec 2026)


07/01/23
Authorized Signatory
(Technical Manager)
Page 1 of 1

adani ENVIRONMENT LABORATORY

ADANI POWER MAHARASHTRA LIMITED
TIRORA

Format No: APML/ENV-LB/7.8/F01


TC519323000000131F		Date: 21.01.2023			
TEST REPORT					
Issued To:		APML, Plot No. A -1, Tirora Growth Centre, MIDC – Tirora, Dist. Gondia – 441 911			
Sample Particulars :		Stack Monitoring			
Sample Collected by :		Environment Dept. APML			
1 Sampling Location		Unit -4			
2 Date of Sampling		19.01.2023			
3 Time of Sampling		2:40 PM			
4 Load (MW)		625			
5 Height of Stack (Meter)		275			
6 Diameter of Stack (Meter)		7.4			
7 Type of Fuel		Coal			
8 Flue Gas Temperature (^oC)		121			
9 Flue Gas Velocity (M/sec)		22.73			
10 Flow of Exit Gas at NTP (NM³/Hr)		2561318			
Sr. No	Test Parameters	Test Method	MPCB Standards	Units	Results *
1	PM	IS 11255 (Part- 1):1985	50	Mg/Nm ³	42.2
2#	SO ₂	IS 11255 (Part 2) 1985	200	Mg/Nm ³	812
3	NOx	IS 11255 (Part 7) 2005	450	Mg/Nm ³	309.4
4##	Mercury	USEPA - 0060	0.030	Mg/Nm ³	0.0135

* Results are corrected with 6% oxygen

End of the Report

Note Tested results are well within the permissible limits of MPCB.

- The report is referring only to the tested sample and for applicable parameter.
- The sample will be destroyed after retention time unless otherwise specified specially.
- This report is not to be reproducing wholly or in part, and can't be used as evidence in court of law.
- # As per MoEF&CC Notification the SO₂ Limit will be applicable after installation of FGD (March 2023-March 2024)
- Mercury monitoring & analysis is being done on quaterly basis through third party.


Authorized Signatory
(Technical Manager)

Page 1 of 1

adani **ENVIRONMENT LABORATORY**
ADANI POWER MAHARASHTRA LIMITED
TIRORA

Format No: APML/ENV-LB/7.8/F01


TC519323000000132F		Date: 21.01.2023			
TEST REPORT					
Issued To:		APML, Plot No. A -1, Tirora Growth Centre, MIDC – Tirora, Dist. Gondia – 441 911			
Sample Particulars :		Stack Monitoring			
Sample Collected by :		Environment Dept. APML			
1 Sampling Location : Unit -5					
2 Date of Sampling : 19.01.2023					
3 Time of Sampling : 3:15 PM					
4 Load (MW) : 628					
5 Height of Stack (Meter) : 275					
6 Diameter of Stack (Meter) : 7.4					
7 Type of Fuel : Coal					
8 Flue Gas Temperature (^o C) : 120					
9 Flue Gas Velocity (M/sec) : 22.91					
10 Flow of Exit Gas at NTP (NM ³ /Hr) : 2588483					
Sr. No	Test Parameters	Test Method	MPCB Standards	Units	Results *
1	PM	IS 11255 (Part- 1):1985	50	Mg/Nm ³	42.6
2#	SO ₂	IS 11255 (Part 2) 1985	200	Mg/Nm ³	827
3	NOx	IS 11255 (Part 7) 2005	450	Mg/Nm ³	353.1
4##	Mercury	USEPA - 0060	0.030	Mg/Nm ³	0.0188

* Results are corrected with 6% oxygen

End of the Report

Note Tested results are well within the permissible limits of MPCB.

1. The report is referring only to the tested sample and for applicable parameter.
2. The sample will be destroyed after retention time unless otherwise specified specially.
3. This report is not to be reproducing wholly or in part, and can't be used as evidence in court of law.
- 4 # As per MoEF&CC Notification the SO2 Limit will be applicable after installation of FGD (March 2023-March 2024)
- 5 Mercury monitoring & analysis is being done on quarterly basis through third party.


21/01/23

Authorized Signatory
(Technical Manager)

Page 1 of 1

adani ENVIRONMENT LABORATORY
ADANI POWER MAHARASHTRA LIMITED
TIRORA

Format No: APML/ENV-LB/7.8/F01

URLTC5193230000000215F		Date: 18.02.2023			
Issued To:		APML, Plot No. A -1, Tirora Growth Centre, MIDC – Tirora, Dist. Gondia – 441 911			
Sample Particulars :		Stack Monitoring			
Sample Collected by :		Environment Dept. APML			
1	Sampling Location	:	Unit -1		
2	Date of Sampling	:	16.02.2023		
3	Time of Sampling	:	3:10 PM		
4	Load (MW)	:	607		
5	Height of Stack (Meter)	:	275		
6	Diameter of Stack (Meter)	:	7.4		
7	Type of Fuel	:	Coal		
8	Flue Gas Temperature (° C)	:	119		
9	Flue Gas Velocity (M/sec)	:	22.68		
10	Flow of Exit Gas at NTP (NM ³ /Hr)	:	2568306		
Sr. No	Test Parameters	Test Method	MPCB Standards	Units	Results *
1	PM	IS 11255 (Part- 1):1985	50.0	Mg/Nm ³	39.2
2#	SO ₂	IS 11255 (Part 2) 1985	200.0	Mg/Nm ³	834.6
3	NOx	IS 11255 (Part 7) 2005	450.0	Mg/Nm ³	341.6
4##	Mercury	USEPA - 0060	0.030	Mg/Nm ³	0.0132

* Results are corrected with 6% oxygen

End of the Report

Note Tested results are well within the permissible limits of MPCB.

1. The report is referring only to the tested sample and for applicable parameter.
2. The sample will be destroyed after retention time unless otherwise specified specially.
3. This report is not to be reproducing wholly or in part, and can't be used as evidence in court of law.
- 4 # As per MoEF&CC Notification the SO2 Limit will be applicable after installation of FGD (Dec 2026)
- 5 Mercury monitoring & analysis is being done on quaterly basis through third party.


Authorized Signatory
(Technical Manager)

Page 1 of 1

adani ENVIRONMENT LABORATORY

ADANI POWER MAHARASHTRA LIMITED
TIRORA

Format No: APML/ENV-LB/7.8/F01


URLTC5193230000000216F		Date: 18.02.2023			
Issued To:	APML, Plot No. A -1, Tirora Growth Centre, MIDC - Tirora, Dist. Gondia - 441 911				
Sample Particulars :	Stack Monitoring				
Sample Collected by :	Environment Dept. APML				
1	Sampling Location	:	Unit -2		
2	Date of Sampling	:	16.02.2023		
3	Time of Sampling	:	3:50 PM		
4	Load (MW)	:	619		
5	Height of Stack (Meter)	:	275		
6	Diameter of Stack (Meter)	:	7.4		
7	Type of Fuel	:	Coal		
8	Flue Gas Temperature (^o C)	:	121		
9	Flue Gas Velocity (M/sec)	:	22.62		
10	Flow of Exit Gas at NTP (NM ³ /Hr) :		2548832		
Sr. No	Test Parameters	Test Method	MPCB Standards	Units	Results *
1	PM	IS 11255 (Part- 1):1985	50	Mg/Nm ³	37.1
2#	SO ₂	IS 11255 (Part 2) 1985	200	Mg/Nm ³	844.9
3	NO _x	IS 11255 (Part 7) 2005	450	Mg/Nm ³	339.5
4##	Mercury	USEPA - 0060	0.030	Mg/Nm ³	0.0163

* Results are corrected with 6% oxygen

End of the Report

Note Tested results are well within the permissible limits of MPCB.

1. The report is referring only to the tested sample and for applicable parameter.
2. The sample will be destroyed after retention time unless otherwise specified specially.
3. This report is not to be reproducing wholly or in part, and can't be used as evidence in court of law.
- 4 # As per MoEF&CC Notification the SO₂ Limit will be applicable after installation of FGD (Dec 2026)
- 5 Mercury monitoring & analysis is being done on quarterly basis through third party.


Authorized Signatory
(Technical Manager)
Page 1 of 1

adani ENVIRONMENT LABORATORY

ADANI POWER MAHARASHTRA LIMITED

TIRORA

Format No: APML/ENV-LB/7.8/F01


URLTC5193230000000217F		Date: 18.02.2023			
Issued To:	APML, Plot No. A -1, Tirora Growth Centre, MIDC – Tirora, Dist. Gondia – 441 911				
Sample Particulars :	Stack Monitoring				
Sample Collected by :	Environment Dept. APML				
1	Sampling Location	:	Unit -3		
2	Date of Sampling	:	16.02.2023		
3	Time of Sampling	:	4:40 PM		
4	Load (MW)	:	658		
5	Height of Stack (Meter)	:	275		
6	Diameter of Stack (Meter)	:	7.4		
7	Type of Fuel	:	Coal		
8	Flue Gas Temperature (^o C)	:	120		
9	Flue Gas Velocity (M/sec)	:	23.14		
10	Flow of Exit Gas at NTP (NM ³ /Hr)	:	2613533		
Sr. No	Test Parameters	Test Method	MPCB Standards	Units	Results *
1	PM	IS 11255 (Part- 1):1985	50	Mg/Nm ³	35.6
2#	SO ₂	IS 11255 (Part 2) 1985	200	Mg/Nm ³	841.9
3	NOx	IS 11255 (Part 7) 2005	450	Mg/Nm ³	327.1
4##	Mercury	USEPA - 0060	0.030	Mg/Nm ³	0.0151

* Results are corrected with 6% oxygen

End of the Report

Note Tested results are well within the permissible limits of MPCB.

1. The report is referring only to the tested sample and for applicable parameter.
2. The sample will be destroyed after retention time unless otherwise specified specially.
3. This report is not to be reproducing wholly or in part, and can't be used as evidence in court of law.
- 4 # As per MoEF&CC Notification the SO₂ Limit will be applicable after installation of FGD (Dec 2026)
5. Mercury monitoring & analysis is being done on quarterly basis through third party.


Authorized Signatory
(Technical Manager)
Page 1 of 1

adani ENVIRONMENT LABORATORY

ADANI POWER MAHARASHTRA LIMITED
TIRORA

Format No: APML/ENV-LB/7.8/FO1

URL TC5193230000000214F		Date: 11.02.2023			
TEST REPORT					
Issued To:	APML, Plot No. A -1, Tirora Growth Centre, MIDC – Tirora, Dist. Gondia – 441 911				
Sample Particulars :	Stack Monitoring				
Sample Collected by :	Environment Dept. APML				
1	Sampling Location	:	Unit -4		
2	Date of Sampling	:	09.02.2023		
3	Time of Sampling	:	3:15 PM		
4	Load (MW)	:	618		
5	Height of Stack (Meter)	:	275		
6	Diameter of Stack (Meter)	:	7.4		
7	Type of Fuel	:	Coal		
8	Flue Gas Temperature (^o C)	:	118		
9	Flue Gas Velocity (M/sec)	:	22.64		
10	Flow of Exit Gas at NTP (NM ³ /Hr)	:	2570662		
Sr. No	Test Parameters	Test Method	MPCB Standards	Units	Results *
1	PM	IS 11255 (Part- 1):1985	50	Mg/Nm ³	40.2
2#	SO ₂	IS 11255 (Part 2) 1985	200	Mg/Nm ³	849
3	NOx	IS 11255 (Part 7) 2005	450	Mg/Nm ³	331.8
4##	Mercury	USEPA - 0060	0.030	Mg/Nm ³	0.0135

* Results are corrected with 6% oxygen

End of the Report

Note Tested results are well within the permissible limits of MPCB.

1. The report is referring only to the tested sample and for applicable parameter.
2. The sample will be destroyed after retention time unless otherwise specified specially.
3. This report is not to be reproducing wholly or in part, and can't be used as evidence in court of law.
- 4 # As per MoEF&CC Notification the SO2 Limit will be applicable after installation of FGD (Dec 2026)
- 5 Mercury monitoring & analysis is being done on quaterly basis through third party.


Authorized Signatory
(Technical Manager)

Page 1 of 1

adani ENVIRONMENT LABORATORY
ADANI POWER MAHARASHTRA LIMITED
TIRORA

Format No: APML/ENV-LB/7.8/F01


URL TC5193230000000213F		Date: 11.02.2023																																											
TEST REPORT																																													
Issued To:		APML, Plot No. A -1, Tirora Growth Centre, MIDC – Tirora, Dist. Gondia – 441 911																																											
Sample Particulars :		Stack Monitoring																																											
Sample Collected by :		Environment Dept. APML																																											
<table border="0"> <tr> <td>1</td> <td>Sampling Location</td> <td>:</td> <td>Unit -5</td> </tr> <tr> <td>2</td> <td>Date of Sampling</td> <td>:</td> <td>09.02.2023</td> </tr> <tr> <td>3</td> <td>Time of Sampling</td> <td>:</td> <td>2:30 PM</td> </tr> <tr> <td>4</td> <td>Load (MW)</td> <td>:</td> <td>612</td> </tr> <tr> <td>5</td> <td>Height of Stack (Meter)</td> <td>:</td> <td>275</td> </tr> <tr> <td>6</td> <td>Diameter of Stack (Meter)</td> <td>:</td> <td>7.4</td> </tr> <tr> <td>7</td> <td>Type of Fuel</td> <td>:</td> <td>Coal</td> </tr> <tr> <td>8</td> <td>Flue Gas Temperature (°C)</td> <td>:</td> <td>119</td> </tr> <tr> <td>9</td> <td>Flue Gas Velocity (M/sec)</td> <td>:</td> <td>23.09</td> </tr> <tr> <td>10</td> <td>Flow of Exit Gas at NTP (NM³/Hr)</td> <td>:</td> <td>2614594</td> </tr> </table>						1	Sampling Location	:	Unit -5	2	Date of Sampling	:	09.02.2023	3	Time of Sampling	:	2:30 PM	4	Load (MW)	:	612	5	Height of Stack (Meter)	:	275	6	Diameter of Stack (Meter)	:	7.4	7	Type of Fuel	:	Coal	8	Flue Gas Temperature (°C)	:	119	9	Flue Gas Velocity (M/sec)	:	23.09	10	Flow of Exit Gas at NTP (NM ³ /Hr)	:	2614594
1	Sampling Location	:	Unit -5																																										
2	Date of Sampling	:	09.02.2023																																										
3	Time of Sampling	:	2:30 PM																																										
4	Load (MW)	:	612																																										
5	Height of Stack (Meter)	:	275																																										
6	Diameter of Stack (Meter)	:	7.4																																										
7	Type of Fuel	:	Coal																																										
8	Flue Gas Temperature (°C)	:	119																																										
9	Flue Gas Velocity (M/sec)	:	23.09																																										
10	Flow of Exit Gas at NTP (NM ³ /Hr)	:	2614594																																										
Sr. No	Test Parameters	Test Method	MPCB Standards	Units	Results *																																								
1	PM	IS 11255 (Part- 1):1985	50	Mg/Nm ³	42.1																																								
2#	SO ₂	IS 11255 (Part 2) 1985	200	Mg/Nm ³	835																																								
3	NOx	IS 11255 (Part 7) 2005	450	Mg/Nm ³	347.4																																								
4##	Mercury	USEPA - 0060	0.030	Mg/Nm ³	0.0188																																								

* Results are corrected with 6% oxygen

End of the Report

Note Tested results are well within the permissible limits of MPCB.

1. The report is referring only to the tested sample and for applicable parameter.
2. The sample will be destroyed after retention time unless otherwise specified specially.
3. This report is not to be reproducing wholly or in part, and can't be used as evidence in court of law.
- 4 # As per MoEF&CC Notification the SO₂ Limit will be applicable after installation of FGD (Dec 2026)
- 5 Mercury monitoring & analysis is being done on quaterly basis through third party.


Authorized Signatory
(Technical Manager)
 Page 1 of 1

URLTC5193230000000313F		Date: 31.03.2023			
Issued To:		APL, Plot No. A -1, Tirora Growth Centre, MIDC – Tirora, Dist. Gondia – 441 911			
Sample Particulars :		Stack Monitoring			
Sample Collected by :		Environment Dept. APL			
1	Sampling Location	:	Unit -1		
2	Date of Sampling	:	02.03.2023		
3	Time of Sampling	:	3:20 PM		
4	Load (MW)	:	631		
5	Height of Stack (Meter)	:	275		
6	Diameter of Stack (Meter)	:	7.4		
7	Type of Fuel	:	Coal		
8	Flue Gas Temperature (^o C)	:	126		
9	Flue Gas Velocity (M/sec)	:	22.67		
10	Flow of Exit Gas at NTP (NM ³ /Hr) :		2522656		
Sr. No	Test Parameters	Test Method	MPCB Standards	Units	Results *
1	PM	IS 11255 (Part- 1):1985	50.0	Mg/Nm ³	43.7
2#	SO ₂	IS 11255 (Part 2) 1985	200.0	Mg/Nm ³	828.2
3	NOx	IS 11255 (Part 7) 2005	450.0	Mg/Nm ³	312.4
4##	Mercury	USEPA - 0060	0.030	Mg/Nm ³	0.0147

* Results are corrected with 6% oxygen

End of the Report

Note Tested results are well within the permissible limits of MPCB.

1. The report is referring only to the tested sample and for applicable parameter.

2. The sample will be destroyed after retention time unless otherwise specified specially.

3. This report is not to be reproducing wholly or in part, and can't be used as evidence in court of law.

4 # As per MoEF&CC Notification the SO₂ Limit will be applicable after installation of FGD (March 2023-March 2024)

5## Mercury monitoring & analysis is being done on quarterly basis through third party.

Authorized Signatory
(Technical Manager)

Page 1 of 1

Format No: APL/ENV-LB/7.8/F01

URLTC5193230000000318F		Date: 31.03.2023			
Issued To:	APL, Plot No. A -1, Tirora Growth Centre, MIDC - Tirora, Dist. Gondia - 441 911				
Sample Particulars :	Stack Monitoring				
Sample Collected by :	Environment Dept. APL				
1	Sampling Location	:	Unit -2		
2	Date of Sampling	:	28.03.2023		
3	Time of Sampling	:	3:50 PM		
4	Load (MW)	:	610		
5	Height of Stack (Meter)	:	275		
6	Diameter of Stack (Meter)	:	7.4		
7	Type of Fuel	:	Coal		
8	Flue Gas Temperature (^o C)	:	122		
9	Flue Gas Velocity (M/sec)	:	22.75		
10	Flow of Exit Gas at NTP (NM ³ /Hr)	:	2556691		
Sr. No	Test Parameters	Test Method	MPCB Standards	Units	Results *
1	PM	IS 11255 (Part- 1):1985	50	Mg/Nm ³	33.7
2#	SO ₂	IS 11255 (Part 2) 1985	200	Mg/Nm ³	800.2
3	NOx	IS 11255 (Part 7) 2005	450	Mg/Nm ³	266.4
4##	Mercury	USEPA - 0060	0.030	Mg/Nm ³	0.0151

* Results are corrected with 6% oxygen

End of the Report

Note Tested results are well within the permissible limits of MPCB.

1. The report is referring only to the tested sample and for applicable parameter.

2. The sample will be destroyed after retention time unless otherwise specified specially.

3. This report is not to be reproducing wholly or in part, and can't be used as evidence in court of law.

4 # As per MoEF&CC Notification the SO2 Limit will be applicable after installation of FGD (March 2023-March 2024)

5 ## Mercury monitoring & analysis is being done on quaterly basis through third party.


Authorized Signatory
(Technical Manager)

Page 1 of 1

Format No: APL/ENV-LB/7.8/F01


URLTC5193230000000319F		Date: 31.03.2023			
Issued To:		APL, Plot No. A -1, Tirora Growth Centre, MIDC – Tirora, Dist. Gondia – 441 911			
Sample Particulars :		Stack Monitoring			
Sample Collected by :		Environment Dept. APL			
1	Sampling Location	:	Unit -3		
2	Date of Sampling	:	28.03.2023		
3	Time of Sampling	:	4:30 PM		
4	Load (MW)	:	583		
5	Height of Stack (Meter)	:	275		
6	Diameter of Stack (Meter)	:	7.4		
7	Type of Fuel	:	Coal		
8	Flue Gas Temperature (^o C)	:	128		
9	Flue Gas Velocity (M/sec)	:	23.05		
10	Flow of Exit Gas at NTP (NM ³ /Hr) :		2551636		
Sr. No	Test Parameters	Test Method	MPCB Standards	Units	Results *
1	PM	IS 11255 (Part- 1):1985	50	Mg/Nm ³	37.3
2#	SO ₂	IS 11255 (Part 2) 1985	200	Mg/Nm ³	776.8
3	NOx	IS 11255 (Part 7) 2005	450	Mg/Nm ³	290.7
4##	Mercury	USEPA - 0060	0.030	Mg/Nm ³	0.0167

* Results are corrected with 6% oxygen

End of the Report

Note Tested results are well within the permissible limits of MPCB.

1. The report is referring only to the tested sample and for applicable parameter.
2. The sample will be destroyed after retention time unless otherwise specified specially.
3. This report is not to be reproducing wholly or in part, and can't be used as evidence in court of law.
- 4 # As per MoEF&CC Notification the SO₂ Limit will be applicable after installation of FGD (Dec 2026)
- 5.##Mercury monitoring & analysis is being done on quaterly basis through third party.


Authorized Signatory
(Technical Manager)

Page 1 of 1

Format No: APL/ENV-LB/7.8/FO1


URL TC5193230000000316F			Date: 31.03.2023		
TEST REPORT					
Issued To:		APL, Plot No. A -1, Tirora Growth Centre, MIDC – Tirora, Dist. Gondia – 441 911			
Sample Particulars :		Stack Monitoring			
Sample Collected by :		Environment Dept. APL			
1	Sampling Location	:	Unit -4		
2	Date of Sampling	:	10.03.2023		
3	Time of Sampling	:	3:20 PM		
4	Load (MW)	:	572		
5	Height of Stack (Meter)	:	275		
6	Diameter of Stack (Meter)	:	7.4		
7	Type of Fuel	:	Coal		
8	Flue Gas Temperature (^o C)	:	121		
9	Flue Gas Velocity (M/sec)	:	22.34		
10	Flow of Exit Gas at NTP (NM ³ /Hr)	:	2517579		
Sr. No	Test Parameters	Test Method	MPCB Standards	Units	Results *
1	PM	IS 11255 (Part- 1):1985	50	Mg/Nm ³	29.9
2#	SO ₂	IS 11255 (Part 2) 1985	200	Mg/Nm ³	818
3	NOx	IS 11255 (Part 7) 2005	450	Mg/Nm ³	340.9
4##	Mercury	USEPA - 0060	0.030	Mg/Nm ³	0.0146

* Results are corrected with 6% oxygen

End of the Report

Note Tested results are well within the permissible limits of MPCB.

1. The report is referring only to the tested sample and for applicable parameter.
2. The sample will be destroyed after retention time unless otherwise specified specially.
3. This report is not to be reproducing wholly or in part, and can't be used as evidence in court of law.
- 4 # As per MoEF&CC Notification the SO₂ Limit will be applicable after installation of FGD (March 2023-March 2024)
- 5 ## Mercury monitoring & analysis is being done on quaterly basis through third party.


Authorized Signatory
(Technical Manager)

Page 1 of 1


URL TC5193230000000317F			Date: 31.03.2023		
TEST REPORT					
Issued To:		APL, Plot No. A -1, Tirora Growth Centre, MIDC – Tirora, Dist. Gondia – 441 911			
Sample Particulars :		Stack Monitoring			
Sample Collected by :		Environment Dept. APL			
1	Sampling Location	:	Unit -5		
2	Date of Sampling	:	10.03.2023		
3	Time of Sampling	:	2:45 PM		
4	Load (MW)	:	658		
5	Height of Stack (Meter)	:	275		
6	Diameter of Stack (Meter)	:	7.4		
7	Type of Fuel	:	Coal		
8	Flue Gas Temperature (^o C)	:	126		
9	Flue Gas Velocity (M/sec)	:	23.07		
10	Flow of Exit Gas at NTP (NM ³ /Hr)	:	2567130		
Sr. No	Test Parameters	Test Method	MPCB Standards	Units	Results *
1	PM	IS 11255 (Part- 1):1985	50	Mg/Nm ³	35.2
2#	SO ₂	IS 11255 (Part 2) 1985	200	Mg/Nm ³	790
3	NOx	IS 11255 (Part 7) 2005	450	Mg/Nm ³	282.4
4##	Mercury	USEPA - 0060	0.030	Mg/Nm ³	0.0158

* Results are corrected with 6% oxygen

End of the Report

Note Tested results are well within the permissible limits of MPCB.

1. The report is referring only to the tested sample and for applicable parameter.
2. The sample will be destroyed after retention time unless otherwise specified specially.
3. This report is not to be reproducing wholly or in part, and can't be used as evidence in court of law.
- 4 # As per MoEF&CC Notification the SO2 Limit will be applicable after installation of FGD (March 2023-March 2024)
- 5 ## Mercury monitoring & analysis is being done on quaterly basis through third party.


Authorized Signatory
(Technical Manager)

Page 1 of 1

adani ENVIRONMENT LABORATORY

ADANI POWER MAHARASHTRA LIMITED
TIRORA

Format No: APML/ENV-LB/7.8/F01

URL No : TC5193200000001013F

Date: 31.10.2022

Issued To:	APML, Plot No. A -1, Tirora Growth Centre, MIDC - Tirora, Dist. Gondia - 441 911		
Sample Collection Date	19.10.2022	Analysis Starting Date :	19.10.2022
Quantity received	1 Ltr / Sample	Sampled by :	Environment Dept. APML
Sample Particulars : Condenser Cooling Water (Waste Water)			
Location of sample : Unit1,Unit-2,Unit-3,Unit-4 & Unit-5			

TEST REPORT

Sr no	Parameter	Unit	Test Methods	MPCB Standards	Results				
					U # 1	U # 2	U # 3	U # 4	U # 5
1	pH Value	---	APHA-23rd - 4500-H+B Electrometric Method	6.5-8.5	8.0	7.7	8.1	7.8	8.0
2	Temperature	Deg C	APHA-23rd - 2550 B	Not to exceed 5°C than that of intake water	34	35	34	34	35
3	Free Available Chlorine	PPM	APHA-23rd - 4500-Cl G, DPD Colorimetric Method	0.5	0.3	0.2	0.3	0.1	0.2

End of the Report

Note: Tested results are well within the permissible limits of MPCB.

1. The report is referring only to the tested sample and for applicable parameter.
2. The sample will be destroyed after retention time unless otherwise specified specially.
3. This report is not to be reproducing wholly or in part, and can't be used as evidence in court of law.


31/10/22
Authorized Signatory
(Technical Manager)

Page 1 Of 1

adani ENVIRONMENT LABORATORY

ADANI POWER MAHARASHTRA LIMITED
TIRORA

Format No: APML/ENV-LB/7.8/F01

URL No : TC5193200000001014F

Date: 31.10.2022

Issued To:	APML, Plot No. A -1, Tirora Growth Centre, MIDC - Tirora, Dist. Gondia - 441 911		
Sample Collection Date	19.10.2022	Analysis Starting Date :	19.10.2022
Quantity received	1 Ltr / Sample	Sampled by :	Environment Dept. APML
Sample Particulars : Cooling tower blowdown (Waste Water)			
Location of sample : Unit1,Unit-2,Unit-3,Unit-4 & Unit-5.			


TEST REPORT

Sr no	Parameter (NABL SCOPE)	Unit	Test Methods	MPCB Standards	Results				
					U # 1	U # 2	U # 3	U # 4	U # 5
1	Free Available Chlorine	mg/l	APHA-23rd - 4500-Cl G, DPD Colorimetric Method	0.5	0.2	0.4	0.2	0.2	0.4
2	Phosphate as (PO4)	mg/l	APHA-23rd -4500-P D Stannous Chloride Method	5	0.9	1.2	0.6	1.0	0.8
3	Zinc as (Zn)	mg/l	----	1	BDL	BDL	BDL	BDL	BDL
4	Total Chromium as (Cr)	mg/l	----	0.2	BDL	BDL	BDL	BDL	BDL

End of the Report

Note: Tested results are well within the permissible limits of MPCB.

1. The report is referring only to the tested sample and for applicable parameter.
2. The sample will be destroyed after retention time unless otherwise specified specially.
3. This report is not to be reproducing wholly or in part, and can't be used as evidence in court of law.


Authorized Signatory
(Technical Manager)

Page 1 Of 1

adani ENVIRONMENT LABORATORY

ADANI POWER MAHARASHTRA LIMITED
TIRORA

Format No: APML/ENV-LB/7.8/F01

URL No : TC5193200000001015F	Date: 31.10.2022
------------------------------	------------------

Issued To:	APML, Plot No. A -1, Tirora Growth Centre, MIDC - Tirora, Dist. Gondia - 441 911		
Sample Collection Date	19.10.2022	Analysis Starting Date	19.10.2022
Quantity received	3 Lit /Sample	Sampled by	Environment Dept. APML
Sample Particulars : Treated Effluent Water			
Location of sample : DM Plant N-Pit , ETP Outlet			

TEST REPORT

Sr no	Parameter (NABL SCOPE)	Unit	Test Methods	MPCB Standards *	Results	
					N-pit	ETP Outlet
1	pH Value	---	APHA-23rd -4500-H+B Electrometric Method	5.5-9.0	8.0	7.7
2	TSS	mg / l	APHA-23rd - 2540 D	100.0	21	35
3	TDS	mg / l	APHA-23rd - 2540 C	2100.0	350	291
4	COD	mg / l	APHA-23rd Ed 2017- 5220B Open Reflux Method	250.0	31	51
5	BOD at 27°C for 3 days	mg / l	IS: 3025 (P-44)-1993 R- 1999 Ad.1 BOD 3-days at 27 °C	30.0	8	12
6	Oil & Grease	mg / l	APHA-23rd Ed 2017- 5520 B Liquid Liquid Partition Gravimetric method	10.0	BDL	3.1

End of the Report

Note: Tested results are well within the permissible limits of MPCB.

1. The report is referring only to the tested sample and for applicable parameter.
2. The sample will be destroyed after retention time unless otherwise specified specially.
3. This report is not to be reproducing wholly or in part, and can't be used as evidence in court of law.

Arun Singh
31/10/22

Authorized Signatory
(Technical Manager)

adani ENVIRONMENT LABORATORY

ADANI POWER MAHARASHTRA LIMITED
TIRORA

Format No: APML/ENV-LB/7.8/F01

URL No : TC519320000001017F	Date: 31.10.2022
-----------------------------	------------------

Issued To:	APML, Plot No. A -1, Tirora Growth Centre, MIDC - Tirora, Dist. Gondia - 441 911		
Sample Collection Date	19.10.2022	Analysis Starting Date	19.10.2022
Quantity received	3 Lit /Sample	Sampled by	Environment Dept.
Sample Particulars : Treated Waste Water			
Location of sample : STP -1 & 2 Out Let			

TEST REPORT						
Sr no	Parameter (NABL SCOPE)	Unit	Test Methods	MPCB Standards	Results	
					STP-1	STP-2
1	TSS	mg / l	APHA-23rd - 2540 D	50	23	20
2	COD	mg / l	APHA-23rd Ed 2017-5220B Open Reflux Method	100	21	42
3	BOD at 27°C for 3 days	mg / l	IS: 3025 (P-44)-1993 R-1999 Ad.1 BOD 3-days at 27 °C	30	9	11

End of the Report

Note Tested results are well within the permissible limits of MPCB.

1. The report is referring only to the tested sample and for applicable parameter.
2. The sample will be destroyed after retention time unless otherwise specified specially.
3. This report is not to be reproducing wholly or in part, and can't be used as evidence in court of law.
4. # Indicates this parameter is not covered in our NABL scope


31/10/22
Authorized Signatory
(Technical Manager)

Page 1 Of 1

adani ENVIRONMENT LABORATORY

ADANI POWER MAHARASHTRA LIMITED
TIRORA

Format No: APML/ENV-LB/7.8/F01

URL No : TC5193200000001108F	Date: 30.11.2022
------------------------------	------------------

Issued To:	APML, Plot No. A -1, Tirora Growth Centre, MIDC - Tirora, Dist. Gondia - 441 911		
Sample Collection Date	09.11.2022	Analysis Starting Date	09.11.2022
Quantity received	3 Lit /Sample	Sampled by	Environment Dept. APML
Sample Particulars : Treated Effluent Water			
Location of sample : DM Plant N-Pit , ETP Outlet			


TEST REPORT

Sr no	Parameter (NABL SCOPE)	Unit	Test Methods	MPCB Standards	Results	
					N-pit	ETP Outlet
1	pH Value	---	APHA-23rd -4500-H+B Electrometric Method	5.5-9.0	8.6	8.2
2	TSS	mg / l	APHA-23rd - 2540 D	100.0	32.0	64.0
3	TDS	mg / l	APHA-23rd - 2540 C	2100.0	316.0	487.0
4	COD	mg / l	APHA-23rd Ed 2017-5220B Open Reflux Method	250.0	20.8	52.0
5	BOD at 27°C for 3 days	mg / l	IS: 5025 (P-44)-1995 R-1999 Ad.1 BOD 3-days at 27°C	30.0	7.0	6.0
6	Oil & Grease	mg / l	APHA-23rd Ed 2017-5520 B Liquid Liquid Partition Gravimetric method	10.0	BDL	BDL

End of the Report

Note: Tested results are well within the permissible limits of MPCB.

1. The report is referring only to the tested sample and for applicable parameter.
2. The sample will be destroyed after retention time unless otherwise specified specially.
3. This report is not to be reproducing wholly or in part, and can't be used as evidence in court of law.


05/12/22

Authorized Signatory
(Technical Manager)

Plot No A -1, Tirora Growth Centre, M.I.D.C., Dist: Gondia - 441 911, Maharashtra, India
Tel.: +91 7198 255983, Fax : +91 7198 253971, E-mail: arunpratap.singh@adani.com

Page 1 Of 1

adani ENVIRONMENT LABORATORY

ADANI POWER MAHARASHTRA LIMITED
TIRORA

Format No: APML/ENV-LB/7.8/F01

URL No : TC519320000001110F	Date: 30.11.2022
-----------------------------	------------------

Issued To:	APML, Plot No. A -1, Tirora Growth Centre, MIDC - Tirora, Dist. Gondia - 441 911		
Sample Collection Date	09.11.2022	Analysis Starting Date	09.11.2022
Quantity received	3 Lit /Sample	Sampled by	Environment Dept.
Sample Particulars : Treated Waste Water			
Location of sample : STP -1 & 2 Out Let			

TEST REPORT						
Sr no	Parameter (NABL SCOPE)	Unit	Test Methods	MPCB Standards	Results	
					STP-1	STP-2
1	TSS	mg / l	APHA-23rd - 2540 D	50	21	25
2	COD	mg / l	APHA-23rd Ed 2017-5220B Open Reflux Method	100	42	52
3	BOD at 27°C for 3 days	mg / l	IS: 3025 (P-44)-1993 R-1999 Ad.1 BOD 3-days at 27 °C	30	10	12

End of the Report

Note Tested results are well within the permissible limits of MPCB.

1. The report is referring only to the tested sample and for applicable parameter.
2. The sample will be destroyed after retention time unless otherwise specified specially.
3. This report is not to be reproducing wholly or in part, and can't be used as evidence in court of law.
4. # Indicates this parameter is not covered in our NABL scope


30/11/22
Authorized Signatory
(Technical Manager)

Page 1 Of 1

adani ENVIRONMENT LABORATORY
ADANI POWER MAHARASHTRA LIMITED
TIRORA

Format No: APML/ENV-LB/7.8/F01

URL No : TC5193200000001106F

Date: 30.11.2022

Issued To:	APML,Plot No. A -1, Tirora Growth Centre, MIDC - Tirora, Dist. Gondia - 441 911		
Sample Collection Date	09.11.2022	Analysis Starting Date :	09.11.2022
Quantity received	1 Ltr / Sample	Sampled by :	Environment Dept. APML
Sample Particulars : Condenser Cooling Water (Waste Water)			
Location of sample : Unit1,Unit-2,Unit-3,Unit-4 & Unit-5			

TEST REPORT

Sr no	Parameter	Unit	Test Methods	MPCB Standards	Results				
					U # 1	U # 2	U # 3	U # 4	U # 5
1	pH Value	---	APHA-23rd - 4500-H+B Electrometric Method	6.5-8.5	7.9	7.7	8.0	8.1	7.4
2	Temperature	Deg C	APHA-23rd - 2550 B	Not to exceed 5°C than that of intake water	33	33	33	34	34
3	Free Available Chlorine	PPM	APHA-23rd - 4500-Cl G, DPD Colorimetric Method	0.5	0.2	0.2	0.1	0.1	0.3

End of the Report

Note: Tested results are well within the permissible limits of MPCB.

1. The report is referring only to the tested sample and for applicable parameter.
2. The sample will be destroyed after retention time unless otherwise specified specially.
3. This report is not to be reproducing wholly or in part, and can't be used as evidence in court of law.


 Authorized Signatory
 (Technical Manager)

Page 1 Of 1

adani ENVIRONMENT LABORATORY
ADANI POWER MAHARASHTRA LIMITED
TIRORA

Format No: APML/ENV-LB/7.8/FO1

URL No : TC519320000001107F

Date: 30.11.2022

Issued To:	APML, Plot No. A -1, Tirora Growth Centre, MIDC - Tirora, Dist. Gondia - 441 911		
Sample Collection Date	09.11.2022	Analysis Starting Date :	09.11.2022
Quantity received	1 Ltr / Sample	Sampled by :	Environment Dept. APML
Sample Particulars : Cooling tower blowdown (Waste Water)			
Location of sample : Unit1,Unit-2,Unit-3,Unit-4 & Unit-5.			

TEST REPORT

Sr no	Parameter (NABL SCOPE)	Unit	Test Methods	MPCB Standards	Results				
					U # 1	U # 2	U # 3	U # 4	U # 5
1	Free Available Chlorine	mg/l	APHA-23rd - 4500-Cl G, DPD Colorimetric Method	0.5	0.4	0.2	0.2	0.4	0.3
2	Phosphate as (PO4)	mg/l	APHA-23rd -4500-P D Stannous Chloride Method	5	0.6	0.9	0.9	0.9	0.7
3	Zinc as (Zn)	mg/l	----	1	BDL	BDL	BDL	BDL	BDL
4	Total Chromium as (Cr)	mg/l	----	0.2	BDL	BDL	BDL	BDL	BDL

End of the Report

Note: Tested results are well within the permissible limits of MPCB.

1. The report is referring only to the tested sample and for applicable parameter.
2. The sample will be destroyed after retention time unless otherwise specified specially.
3. This report is not to be reproducing wholly or in part, and can't be used as evidence in court of law.

(Signature)
30/11/22
Authorized Signatory
(Technical Manager)

Page 1 Of 1

adani ENVIRONMENT LABORATORY

ADANI POWER MAHARASHTRA LIMITED
TIRORA

Format No: APML/ENV-LB/7.8/F01

URL No : TC5193200000001210F	Date: 31.12.2022
------------------------------	------------------

Issued To:	APML, Plot No. A -1, Tirora Growth Centre, MIDC - Tirora, Dist. Gondia - 441 911		
Sample Collection Date	14.12.2022	Analysis Starting Date	14.12.2022
Quantity received	3 Lit /Sample	Sampled by	Environment Dept.
Sample Particulars : Treated Waste Water			
Location of sample : STP -1 & 2 Out Let			

TEST REPORT						
Sr no	Parameter (NABL SCOPE)	Unit	Test Methods	MPCB Standards	Results	
					STP-1	STP-2
1	TSS	mg / l	APHA-23rd - 2540 D	50	23	20
2	COD	mg / l	APHA-23rd Ed 2017-5220B Open Reflux Method	100	38.7	48.4
3	BOD at 27°C for 3 days	mg / l	IS: 3025 (P-44)-1993 R-1999 Ad.1 BOD 3-days at 27 °C	30	12	11

End of the Report

Note Tested results are well within the permissible limits of MPCB.

1. The report is referring only to the tested sample and for applicable parameter.
2. The sample will be destroyed after retention time unless otherwise specified specially.
3. This report is not to be reproducing wholly or in part, and can't be used as evidence in court of law.
4. # Indicates this parameter is not covered in our NABL scope


Authorized Signatory
(Technical Manager)

Page 1 Of 1

adani ENVIRONMENT LABORATORY

ADANI POWER MAHARASHTRA LIMITED
TIRORA

Format No: APML/ENV-LB/7.8/F01

URL No : TC5193200000001206F

Date: 31.12.2022

Issued To:	APML, Plot No. A -1, Tirora Growth Centre, MIDC - Tirora, Dist. Gondia - 441 911		
Sample Collection Date	14.12.2022	Analysis Starting Date :	14.12.2022
Quantity received	1 Ltr / Sample	Sampled by :	Environment Dept. APML
Sample Particulars : Condenser Cooling Water (Waste Water)			
Location of sample : Unit1,Unit-2,Unit-3,Unit-4 & Unit-5			


TEST REPORT

Sr no	Parameter	Unit	Test Methods	MPCB Standards	Results				
					U # 1	U # 2	U # 3	U # 4	U # 5
1	pH Value	---	APHA-23rd - 4500-H+B Electrometric Method	6.5-8.5	8.1	7.8	8.2	8.0	Unit Under COH
2	Temperature	Deg C	APHA-23rd - 2550 B	Not to exceed 5°C than that of intake water	32	31	32	32	
3	Free Available Chlorine	PPM	APHA-23rd - 4500-Cl G, DPD Colorimetric Method	0.5	0.2	0.3	0.1	0.2	

End of the Report

Note: Tested results are well within the permissible limits of MPCB.

1. The report is referring only to the tested sample and for applicable parameter.
2. The sample will be destroyed after retention time unless otherwise specified specially.
3. This report is not to be reproducing wholly or in part, and can't be used as evidence in court of law.


Authorized Signatory 31/12/22
(Technical Manager)

Page 1 Of 1

adani ENVIRONMENT LABORATORY

ADANI POWER MAHARASHTRA LIMITED
TIRORA

Format No: APML/ENV-LB/7.8/F01

URL No : TC5193200000001208F	Date: 31.12.2022
------------------------------	------------------

Issued To:	APML, Plot No. A -1, Tirora Growth Centre, MIDC - Tirora, Dist. Gondia - 441 911		
Sample Collection Date	14.12.2022	Analysis Starting Date	14.12.2022
Quantity received	3 Lit /Sample	Sampled by	Environment Dept. APML
Sample Particulars : Treated Effluent Water			
Location of sample : DM Plant N-Pit , ETP Outlet			

TEST REPORT


Sr no	Parameter (NABL SCOPE)	Unit	Test Methods	MPCB Standards	Results	
					N-pit	ETP Outlet
1	pH Value	---	APHA-23rd -4500-H+B Electrometric Method	5.5-9.0	8.9	8.0
2	TSS	mg / l	APHA-23rd - 2540 D	100.0	19	43
3	TDS	mg / l	APHA-23rd - 2540 C	2100.0	438	266
4	COD	mg / l	APHA-23rd Ed 2017- 5220B Open Reflux Method	250.0	31	42
5	BOD at 27°C for 3 days	mg / l	IS: 3025 (P-44)-1993 R-1999 Ad.1 BOD 3-days at 27 °C	30.0	4.0	6.0
6	Oil & Grease	mg / l	APHA-23rd Ed 2017- 5520 B Liquid Liquid Partition Gravimetric method	10.0	BDL	BDL

End of the Report

BDL 2 2

Note: Tested results are well within the permissible limits of MPCB.

1. The report is referring only to the tested sample and for applicable parameter.
2. The sample will be destroyed after retention time unless otherwise specified specially.
3. This report is not to be reproducing wholly or in part, and can't be used as evidence in court of law.


Authorized Signatory
(Technical Manager)
Page 1 Of 1

adani ENVIRONMENT LABORATORY

ADANI POWER MAHARASHTRA LIMITED
TIRORA

Format No: APML/ENV-LB/7.8/F01

URL No : TC5193200000001207F

Date: 31.12.2022

Issued To:	APML,Plot No. A -1, Tirora Growth Centre, MIDC - Tirora, Dist. Gondia - 441 911		
Sample Collection Date	14.12.2022	Analysis Starting Date :	14.12.2022
Quantity received	1 Ltr / Sample	Sampled by :	Environment Dept. APML
Sample Particulars : Cooling tower blowdown (Waste Water)			
Location of sample : Unit1,Unit-2,Unit-3,Unit-4 & Unit-5.			

TEST REPORT

Sr no	Parameter (NABL SCOPE)	Unit	Test Methods	MPCB Standards	Results				
					U # 1	U # 2	U # 3	U # 4	U # 5
1	Free Available Chlorine	mg/l	APHA-23rd - 4500-Cl G, DPD Colorimetric Method	0.5	0.2	0.4	0.4	0.2	Unit Under COH
2	Phosphate as (PO4)	mg/l	APHA-23rd -4500-P D Stannous Chloride Method	5	0.8	0.7	0.7	0.3	
3	Zinc as (Zn)	mg/l	----	1	BDL	BDL	BDL	BDL	
4	Total Chromium as (Cr)	mg/l	----	0.2	BDL	BDL	BDL	BDL	

End of the Report

Note: Tested results are well within the permissible limits of MPCB.

1. The report is referring only to the tested sample and for applicable parameter.
2. The sample will be destroyed after retention time unless otherwise specified specially.
3. This report is not to be reproducing wholly or in part, and can't be used as evidence in court of law.

Authorized Signatory
(Technical Manager)

Page 1 Of 1

adani **ENVIRONMENT LABORATORY**
ADANI POWER MAHARASHTRA LIMITED
TIRORA

Format No: APML/ENV-LB/7.8/FO1

URL No : TC519323000000111F Date: 31.01.2023

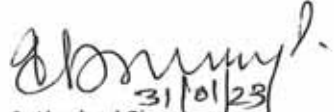
Issued To:	APML, Plot No. A -1, Tirora Growth Centre, MIDC - Tirora, Dist. Gondia - 441 911		
Sample Collection Date	11.01.2023	Analysis Starting Date	11.01.2023
Quantity received	3 Lit /Sample	Sampled by	Environment Dept.
Sample Particulars : Treated Waste Water			
Location of sample : STP -1 & 2 Out Let			

TEST REPORT						
Sr no	Parameter (NABL SCOPE)	Unit	Test Methods	MPCB Standards	Results	
					STP-1	STP-2
1	TSS	mg / l	APHA-23rd - 2540 D	50	34	26
2	COD	mg / l	APHA-23rd Ed 2017-5220B Open Reflux Method	100	21	52
3	BOD at 27°C for 3 days	mg / l	IS: 3025 (P-44)-1993 R-1999 Ad.1 BOD 3-days at 27 °C	30	4	9

End of the Report

Note Tested results are well within the permissible limits of MPCB.

1. The report is referring only to the tested sample and for applicable parameter.
2. The sample will be destroyed after retention time unless otherwise specified specially.
3. This report is not to be reproducing wholly or in part, and can't be used as evidence in court of law.
4. # Indicates this parameter is not covered in our NABL scope


31/01/23
Authorized Signatory
(Technical Manager)

Page 1 Of 1

adani ENVIRONMENT LABORATORY

ADANI POWER MAHARASHTRA LIMITED
TIRORA

Format No: APML/ENV-LB/7.8/F01

URL No : TC5193230000000106F

Date: 31.01.2023

Issued To:	APML, Plot No. A -1, Tirora Growth Centre, MIDC - Tirora, Dist. Gondia - 441 911		
Sample Collection Date	11.01.2023	Analysis Starting Date :	11.01.2023
Quantity received	1 Ltr / Sample	Sampled by :	Environment Dept. APML
Sample Particulars : Condenser Cooling Water (Waste Water)			
Location of sample : Unit1,Unit-2,Unit-3,Unit-4 & Unit-5			

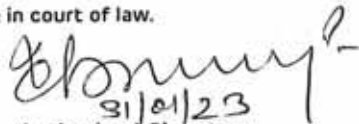
TEST REPORT

Sr no	Parameter	Unit	Test Methods	MPCB Standards	Results				
					U # 1	U # 2	U # 3	U # 4	U # 5
1	pH Value	---	APHA-23rd - 4500-H+B Electrometric Method	6.5-8.5	8.4	8.4	8.3	8.1	8.3
2	Temperature	Deg C	APHA-23rd - 2550 B	Not to exceed 5°C than that of intake water	32	33	33	32	33
3	Free Available Chlorine	PPM	APHA-23rd - 4500-Cl G, DPD Colorimetric Method	0.5	0.1	0.2	0.1	0.3	0.2

End of the Report

Note: Tested results are well within the permissible limits of MPCB.

1. The report is referring only to the tested sample and for applicable parameter.
2. The sample will be destroyed after retention time unless otherwise specified specially.
3. This report is not to be reproducing wholly or in part, and can't be used as evidence in court of law.


31/01/23
Authorized Signatory
(Technical Manager)

Page 1 Of 1

adani ENVIRONMENT LABORATORY

ADANI POWER MAHARASHTRA LIMITED
TIRORA

Format No: APML/ENV-LB/7.8/F01

URL No : TC5193230000000107F

Date: 31.01.2023

Issued To:	APML,Plot No. A -1, Tirora Growth Centre, MIDC - Tirora, Dist. Gondia - 441 911		
Sample Collection Date	11.01.2023	Analysis Starting Date :	11.01.2023
Quantity received	1 Ltr / Sample	Sampled by :	Environment Dept. APML
Sample Particulars : Cooling tower blowdown (Waste Water)			
Location of sample : Unit1,Unit-2,Unit-3,Unit-4 & Unit-5.			


TEST REPORT

Sr no	Parameter (NABL SCOPE)	Unit	Test Methods	MPCB Standards	Results				
					U # 1	U # 2	U # 3	U # 4	U # 5
1	Free Available Chlorine	mg/l	APHA-23rd - 4500-Cl G, DPD Colorimetric Method	0.5	0.2	0.4	0.2	0.4	0.2
2	Phosphate as (PO4)	mg/l	APHA-23rd -4500-P D Stannous Chloride Method	5	0.8	0.7	1.0	0.6	0.9
3	Zinc as (Zn)	mg/l	----	1	BDL	BDL	BDL	BDL	BDL
4	Total Chromium as (Cr)	mg/l	----	0.2	BDL	BDL	BDL	BDL	BDL

End of the Report

Note: Tested results are well within the permissible limits of MPCB.

1. The report is referring only to the tested sample and for applicable parameter.
2. The sample will be destroyed after retention time unless otherwise specified specially.
3. This report is not to be reproducing wholly or in part, and can't be used as evidence in court of law.


31/01/23
Authorized Signatory
(Technical Manager)

Page 1 Of 1

adani ENVIRONMENT LABORATORY

ADANI POWER MAHARASHTRA LIMITED
TIRORA

Format No: APML/ENV-LB/7.8/F01

URL No : TC5193230000000203F

Date: 28.02.2023

Issued To:	APML,Plot No. A -1, Tirora Growth Centre, MIDC - Tirora, Dist. Gondia - 441 911		
Sample Collection Date	08.02.2023	Analysis Starting Date :	08.02.2023
Quantity received	1 Ltr / Sample	Sampled by :	Environment Dept. APML
Sample Particulars : Cooling tower blowdown (Waste Water)			
Location of sample : Unit1,Unit-2,Unit-3,Unit-4 & Unit-5.			


TEST REPORT

Sr no	Parameter (NABL SCOPE)	Unit	Test Methods	MPCB Standards	Results				
					U # 1	U # 2	U # 3	U # 4	U # 5
1	Free Available Chlorine	mg/l	APHA-23rd - 4500-Cl G, DPD Colorimetric Method	0.5	0.4	0.2	0.4	0.4	0.2
2	Phosphate as (PO4)	mg/l	APHA-23rd -4500-P D Stannous Chloride Method	5	0.8	1.0	0.7	0.8	0.6
3	Zinc as (Zn)	mg/l	----	1	BDL	BDL	BDL	BDL	BDL
4	Total Chromium as (Cr)	mg/l	----	0.2	BDL	BDL	BDL	BDL	BDL

End of the Report

Note: Tested results are well within the permissible limits of MPCB.

1. The report is referring only to the tested sample and for applicable parameter.
2. The sample will be destroyed after retention time unless otherwise specified specially.
3. This report is not to be reproducing wholly or in part, and can't be used as evidence in court of law.


Authorized Signatory
(Technical Manager)

Page 1 Of 1

adani ENVIRONMENT LABORATORY

ADANI POWER MAHARASHTRA LIMITED
TIRORA

Format No: APML/ENV-LB/7.8/F01

URL No : TC5193230000000207F	Date: 28.02.2023
------------------------------	------------------

Issued To:	APML, Plot No. A -1, Tirora Growth Centre, MIDC - Tirora, Dist. Gondia - 441 911		
Sample Collection Date	08.02.2023	Analysis Starting Date	08.02.2023
Quantity received	3 Lit /Sample	Sampled by	Environment Dept.
Sample Particulars : Treated Waste Water			
Location of sample : STP -1 & 2 Out Let			

TEST REPORT						
Sr no	Parameter (NABL SCOPE)	Unit	Test Methods	MPCB Standards	Results	
					STP-1	STP-2
1	TSS	mg / l	APHA-23rd - 2540 D	50	23	29
2	COD	mg / l	APHA-23rd Ed 2017-5220B Open Reflux Method	100	52	62
3	BOD at 27°C for 3 days	mg / l	IS: 3025 (P-44)-1993 R-1999 Ad.1 BOD 3-days at 27 °C	30	10	15

End of the Report

Note Tested results are well within the permissible limits of MPCB.

1. The report is referring only to the tested sample and for applicable parameter.
2. The sample will be destroyed after retention time unless otherwise specified specially.
3. This report is not to be reproducing wholly or in part, and can't be used as evidence in court of law.


Authorized Signatory
(Technical Manager)

Page 1 Of 1

adani ENVIRONMENT LABORATORY

ADANI POWER MAHARASHTRA LIMITED
TIRORA

Format No: APML/ENV-LB/7.8/F01

URL No : TC5193230000000204F	Date: 28.02.2023
------------------------------	------------------

Issued To:	APML, Plot No. A -1, Tirora Growth Centre, MIDC - Tirora, Dist. Gondia - 441 911		
Sample Collection Date	08.02.2023	Analysis Starting Date	08.02.2023
Quantity received	3 Lit /Sample	Sampled by	Environment Dept. APML
Sample Particulars : Treated Effluent Water			
Location of sample : DM Plant N-Pit , ETP Outlet			

TEST REPORT

Sr no	Parameter (NABL SCOPE)	Unit	Test Methods	MPCB Standards	Results	
					N-pit	ETP Outlet
1	pH Value	---	APHA-23rd -4500-H+B Electrometric Method	5.5-9.0	8.9	8.3
2	TSS	mg / l	APHA-23rd - 2540 D	100.0	19	28
3	TDS	mg / l	APHA-23rd - 2540 C	2100.0	345	380
4	COD	mg / l	APHA-23rd Ed 2017- 5220B Open Reflux Method	250.0	21	42
5	BOD at 27°C for 3 days	mg / l	IS: 3025 (P-44)-1993 R-1999 Ad.1 BOD 3-days at 27 °C	30.0	9	20
6	Oil & Grease	mg / l	APHA-23rd Ed 2017- 5520 B Liquid Liquid Partition Gravimetric method	10.0	BDL	2.9

End of the Report

Note: Tested results are well within the permissible limits of MPCB.

1. The report is referring only to the tested sample and for applicable parameter.
2. The sample will be destroyed after retention time unless otherwise specified specially.
3. This report is not to be reproducing wholly or in part, and can't be used as evidence in court of law.


Authorized Signatory
(Technical Manager)
Page 1 Of 1

adani ENVIRONMENT LABORATORY

ADANI POWER MAHARASHTRA LIMITED
TIRORA

Format No: APML/ENV-LB/7.8/F01

URL No : TC5193230000000202F

Date: 28.02.2023

Issued To:	APML, Plot No. A -1, Tirora Growth Centre, MIDC - Tirora, Dist. Gondia - 441 911		
Sample Collection Date	08.02.2023	Analysis Starting Date :	08.02.2023
Quantity received	1 Ltr / Sample	Sampled by :	Environment Dept. APML
Sample Particulars : Condenser Cooling Water (Waste Water)			
Location of sample : Unit1,Unit-2,Unit-3,Unit-4 & Unit-5			

TEST REPORT

Sr no	Parameter	Unit	Test Methods	MPCB Standards	Results				
					U # 1	U # 2	U # 3	U # 4	U # 5
1	pH Value	---	APHA-23rd - 4500-H+B Electrometric Method	6.5-8.5	8.2	8.4	8.3	8.0	8.4
2	Temperature	Deg C	APHA-23rd - 2550 B	Not to exceed 5°C than that of intake water	31	32	32	30	30
3	Free Available Chlorine	PPM	APHA-23rd - 4500-Cl G, DPD Colorimetric Method	0.5	0.2	0.3	0.2	0.1	0.2

End of the Report

Note: Tested results are well within the permissible limits of MPCB.

1. The report is referring only to the tested sample and for applicable parameter.
2. The sample will be destroyed after retention time unless otherwise specified specially.
3. This report is not to be reproducing wholly or in part, and can't be used as evidence in court of law.


Authorized Signatory
(Technical Manager)

Page 1 Of 1

Format No: APL/ENV-LB/7.8/F01

URL: TC5193230000000302F

Date: 31.03.2023

Issued To:	APL,Plot No. A -1, Tirora Growth Centre, MIDC - Tirora, Dist. Gondia - 441 911		
Sample Collection Date	22.03.2023	Analysis Starting Date :	22.03.2023
Quantity received	1 Ltr / Sample	Sampled by :	Environment Dept. APL
Sample Particulars : Condenser Cooling Water (Waste Water)			
Location of sample : Unit1,Unit-2,Unit-3,Unit-4 & Unit-5			

TEST REPORT

Sr no	Parameter	Unit	Test Methods	MPCB Standards	Results				
					U # 1	U # 2	U # 3	U # 4	U # 5
1	pH Value	---	APHA-23rd - 4500-H+B Electrometric Method	6.5-8.5	8.3	8.5	8.4	7.9	8.1
2	Temperature	Deg C	APHA-23rd - 2550 B	Not to exceed 5°C than that of intake water	34	34	35	35	34
3	Free Available Chlorine	PPM	APHA-23rd - 4500-Cl G, DPD Colorimetric Method	0.5	0.2	0.1	0.1	0.1	0.2

End of the Report

Note: Tested results are well within the permissible limits of MPCB.

1. The report is referring only to the tested sample and for applicable parameter.
2. The sample will be destroyed after retention time unless otherwise specified specially.
3. This report is not to be reproducing wholly or in part, and can't be used as evidence in court of law.


 Authorized Signatory
 (Technical Manager)

Page 1 Of 1

ENVIRONMENT LABORATORY

ADANI POWER LIMITED

(5x660 MW Thermal Power Plant, Tirora)

Format No: APL/ENV-LB/7.8/F01

URL No : TC5193230000000303F

Date: 31.03.2023

Issued To:	APL, Plot No. A -1, Tirora Growth Centre, MIDC – Tirora, Dist. Gondia – 441 911		
Sample Collection Date	22.03.2023	Analysis Starting Date :	22.03.2023
Quantity received	1 Ltr / Sample	Sampled by :	Environment Dept. APL
Sample Particulars : Cooling tower blowdown (Waste Water)			
Location of sample : Unit1,Unit-2,Unit-3,Unit-4 & Unit-5.			

TEST REPORT

Sr no	Parameter (NABL SCOPE)	Unit	Test Methods	MPCB Standards	Results				
					U # 1	U # 2	U # 3	U # 4	U # 5
1	Free Available Chlorine	mg/l	APHA-23rd - 4500-Cl G, DPD Colorimetric Method	0.5	0.4	0.2	0.2	0.2	0.4
2	Phosphate as (PO ₄)	mg/l	APHA-23rd -4500-P D Stannous Chloride Method	5	0.6	0.6	0.4	0.8	0.5
3	Zinc as (Zn)	mg/l	----	1	BDL	BDL	BDL	BDL	BDL
4	Total Chromium as (Cr)	mg/l	----	0.2	BDL	BDL	BDL	BDL	BDL

End of the Report

Note: Tested results are well within the permissible limits of MPCB.

1. The report is referring only to the tested sample and for applicable parameter.
2. The sample will be destroyed after retention time unless otherwise specified specially.
3. This report is not to be reproducing wholly or in part, and can't be used as evidence in court of law.


 Authorized Signatory
 (Technical Manager)

Page 1 Of 1

URL No : TC5193230000000304F	Date: 31.03.2023
------------------------------	------------------

Issued To:	APL,Plot No. A -1, Tirora Growth Centre, MIDC – Tirora, Dist. Gondia – 441 911		
Sample Collection Date	22.03.2023	Analysis Starting Date	22.03.2023
Quantity received	3 Lit /Sample	Sampled by	Environment Dept. APL
Sample Particulars : Treated Effluent Water			
Location of sample : DM Plant N-Pit , ETP Outlet			

TEST REPORT

Sr no	Parameter (NABL SCOPE)	Unit	Test Methods	MPCB Standards	Results	
					N-pit	ETP Outlet
1	pH Value	---	APHA-23rd -4500-H+B Electrometric Method	5.5-9.0	8.8	8.1
2	TSS	mg / l	APHA-23rd - 2540 D	100.0	18	29
3	TDS	mg / l	APHA-23rd - 2540 C	2100.0	389	283
4	COD	mg / l	APHA-23rd Ed 2017- 5220B Open Reflux Method	250.0	10	31
5	BOD at 27°C for 3 days	mg / l	IS: 3025 (P-44)-1993 R-1999 Ad.1 BOD 3-days at 27 °C	30.0	4	8
6	Oil & Grease	mg / l	APHA-23rd Ed 2017- 5520 B Liquid Liquid Partition Gravimetric method	10.0	BDL	2.3

End of the Report

Note: Tested results are well within the permissible limits of MPCB.

1. The report is referring only to the tested sample and for applicable parameter.
2. The sample will be destroyed after retention time unless otherwise specified specially.
3. This report is not to be reproducing wholly or in part, and can't be used as evidence in court of law.



Authorized Signatory
(Technical Manager)

Page 1 Of 1

Format No: APML/ENV-LB/7.8/F01

URL No : TC5193230000000307F	Date: 31.03.2023
------------------------------	------------------

Issued To:	APML, Plot No. A -1, Tirora Growth Centre, MIDC - Tirora, Dist. Gondia - 441 911		
Sample Collection Date	22.03.2023	Analysis Starting Date	22.03.2023
Quantity received	3 Lit /Sample	Sampled by	Environment Dept.
Sample Particulars : Treated Waste Water			
Location of sample : STP -1 & 2 Out Let			

TEST REPORT						
Sr no	Parameter (NABL SCOPE)	Unit	Test Methods	MPCB Standards	Results	
					STP-1	STP-2
1	TSS	mg / l	APHA-23rd - 2540 D	50	27	33
2	COD	mg / l	APHA-23rd Ed 2017-5220B Open Reflux Method	100	48	38
3	BOD at 27°C for 3 days	mg / l	IS: 3025 (P-44)-1993 R-1999 Ad.1 BOD 3-days at 27 °C	30	11	7

End of the Report

Note Tested results are well within the permissible limits of MPCB.

1. The report is referring only to the tested sample and for applicable parameter.
2. The sample will be destroyed after retention time unless otherwise specified specially.
3. This report is not to be reproducing wholly or in part, and can't be used as evidence in court of law.
4. # Indicates this parameter is not covered in our NABL scope



Authorized Signatory
(Technical Manager)

Page 1 Of 1

ENVIRONMENT LABORATORY

ADANI POWER LIMITED

(5x660 MW Thermal Power Plant, Tirora)

Format No: APL/ENV-LB/7.8/F01

URL No : TC5193230000000320F

Date: 31.03.2023

Issued To:	APL, Plot No. A -1, Tirora Growth Centre, MIDC - Tirora, Dist. Gondia - 441 911		
Sample Collection Date	02.03.2023	Analysis Starting Date :	03.03.2023
Quantity received	1 Ltr / Sample	Sampled by :	Environment Dept. APL
Sample Particulars : Boiler blowdown (Waste Water)			
Location of sample : Unit-4			

TEST REPORT

Sr no	Parameter (NABL SCOPE)	Unit	Test Methods	MPCB Standards	Results
					U#4
1	TSS	mg / l	APHA-22nd - 2540 D	100	16
2	Oil & Grease	mg / l	APHA-22nd Ed 2012- 5520 B Liquid Liquid Partition Gravimetric method	10	BDL
3	Copper (Total)	mg/l	----	1	BDL
4	Iron (Total)	mg/l	APHA-22nd- 3500-Fe-B	1	BDL

End of the Report

Note: Tested results are well within the permissible limits of MPCB.

1. The report is referring only to the tested sample and for applicable parameter.
2. The sample will be destroyed after retention time unless otherwise specified specially.
3. This report is not to be reproducing wholly or in part, and can't be used as evidence in court of law.


 Authorized Signatory
 (Technical Manager)

Page 1 Of 1

adani ENVIRONMENT LABORATORY

ADANI POWER MAHARASHTRA LIMITED
TIRORA

Format No: APML/ENV-LB/7.8/F01

URL No. : TC519320000001023F


Date: 31.10.2022

Issued To:		APML, Plot No. A -1, Tirora Growth Centre, MIDC - Tirora, Dist. Gondia - 441 911	
Sample Particulars :		Ambient Noise Level (Plant)	
Sample Collected by :		Environment Dept. APML	
Date of Sampling:		15.10.2022	
Test Report			
S. No	Locations	Day Time in dB (A)	Night Time in dB (A)
		(6.00 a.m. to 10.00 p.m.)	(10.00 p.m. to 06.00 a.m.)
1	Near Shanti Niketan I II & III	56.7	47.4
2	Near Labour Hutment	58.6	49.9
3	Near Store Area	67.6	52.8
4	Gate No.1	50.0	44.1
5	Gate No.2	59.2	51.7
6	Gate No.3	69.4	57.9
7	Near OHC	54.3	41.7
8	Railway Siding	60.2	50.6
9	Near Reservoir 2	58.7	49.0
10	Near Ash Water Recovery Pump House	52.7	43.5
11	In China Colony	39.0	37.9
CPCB Standards (Industrial Area)		75	70

*** End Of the Report***

Note: Tested results are well within the permissible limits of MPCB / CPCB.

1. The report is referring only to the tested sample and for applicable parameter.
2. The sample will be destroyed after retention time unless otherwise specified specially.
3. This report is not to be reproducing wholly or in part, and can't be used as evidence in court of law.


Authorized Signatory
(Technical Manager)

Page 1 of 1

adani ENVIRONMENT LABORATORY
ADANI POWER MAHARASHTRA LIMITED
TIRORA

Format No: APML/ENV-LB/7.8/F01

URL No. : TC5193210000001123F

Date: 30.11.2022

Issued To:		APML, Plot No. A -1, Tirora Growth Centre, MIDC – Tirora, Dist. Gondia – 441 911	
Sample Particulars :		Ambient Noise Level (Plant)	
Sample Collected by :		Environment Dept. APML	
Date of Sampling:		12.11.2022	
Test Report			
S. No	Locations	Day Time in dB (A)	Night Time in dB (A)
		(6.00 a.m. to 10.00 p.m.)	(10.00 p.m. to 06.00 a.m.)
1	Near Shanti Niketan I II & III	62.2	52.9
2	Near Labour Hutment	56.0	50.0
3	Near Store Area	56.6	48.4
4	Gate No.1	53.2	46.3
5	Gate No.2	63.9	52.5
6	Gate No.3	73.5	61.9
7	Near OHC	46.9	41.2
8	Railway Siding	66.1	53.3
9	Near Reservoir 2	49.9	49.0
10	Near Ash Water Recovery Pump House	65.6	43.5
11	In China Colony	40.5	39.7
CPCB Standards (Industrial Area)		75	70

*** End Of the Report***

Note: Tested results are well within the permissible limits of MPCB / CPCB.

1. The report is referring only to the tested sample and for applicable parameter.
2. The sample will be destroyed after retention time unless otherwise specified specially.
3. This report is not to be reproducing wholly or in part, and can't be used as evidence in court of law.

Arunpratap Singh
 05/12/22
 Authorized Signatory
 (Technical Manager)

Page 1 of 1

adani ENVIRONMENT LABORATORY

ADANI POWER MAHARASHTRA LIMITED
TIRORA

Format No: APML/ENV-LB/7.8/F01

URL No. : TC5193210000001223F

Date: 31.12.2022

Issued To:		APML, Plot No. A -1, Tirora Growth Centre, MIDC - Tirora, Dist. Gondia - 441 911	
Sample Particulars :		Ambient Noise Level (Plant)	
Sample Collected by :		Environment Dept. APML	
Date of Sampling:		10.12.2022	
Test Report			
S. No	Locations	Day Time in dB (A)	Night Time in dB (A)
		(6.00 a.m. to 10.00 p.m.)	(10.00 p.m. to 06.00 a.m.)
1	Near Shanti Niketan I II & III	56.3	48.8
2	Near Labour Hutment	59.7	49.9
3	Near Store Area	63.1	51.7
4	Gate No.1	46.9	41.4
5	Gate No.2	54.5	49.1
6	Gate No.3	67.8	59.1
7	Near OHC	50.2	40.8
8	Railway Siding	60.0	50.6
9	Near Reservoir 2	52.2	47.6
10	Near Ash Water Recovery Pump House	62.6	46.2
11	In China Colony	37.4	36.9
CPCB Standards (Industrial Area)		75	70

*** End Of the Report***

Note: Tested results are well within the permissible limits of MPCB / CPCB.

1. The report is referring only to the tested sample and for applicable parameter.
2. The sample will be destroyed after retention time unless otherwise specified specially.
3. This report is not to be reproducing wholly or in part, and can't be used as evidence in court of law.


 Authorized Signatory 31/12/22
 (Technical Manager)

Page 1 of 1

adani ENVIRONMENT LABORATORY

ADANI POWER MAHARASHTRA LIMITED
TIRORA

Format No: APML/ENV-LB/7.8/F01

URL No. : TC519323000000125F


Date: 31.01.2023

Issued To:		APML, Plot No. A -1, Tirora Growth Centre, MIDC - Tirora, Dist. Gondia - 441 911	
Sample Particulars :		Ambient Noise Level (Plant)	
Sample Collected by :		Environment Dept. APML	
Date of Sampling:		07.01.2023	
Test Report			
S. No	Locations	Day Time in dB (A)	Night Time in dB (A)
		(6.00 a.m. to 10.00 p.m.)	(10.00 p.m. to 06.00 a.m.)
1	Near Shanti Niketan I II & III	55.8	46.3
2	Near Labour Hutment	57.8	49.4
3	Near Store Area	56.8	48.2
4	Gate No.1	54.5	44.8
5	Gate No.2	58.2	49.4
6	Gate No.3	66.1	53.1
7	Near OHC	52.7	42.0
8	Railway Siding	67.3	54.1
9	Near Reservoir 2	53.0	45.0
10	Near Ash Water Recovery Pump House	59.6	46.5
11	In China Colony	44.9	37.4
CPCB Standards (Industrial Area)		75	70

*** End Of the Report***

Note: Tested results are well within the permissible limits of MPCB / CPCB.

1. The report is referring only to the tested sample and for applicable parameter.
2. The sample will be destroyed after retention time unless otherwise specified specially.
3. This report is not to be reproducing wholly or in part, and can't be used as evidence in court of law.


31/01/23
Authorized Signatory
(Technical Manager)

Page 1 of 1

adani ENVIRONMENT LABORATORY

ADANI POWER MAHARASHTRA LIMITED
TIRORA

Format No: APML/ENV-LB/7.8/F01

URL No. : TC5193230000000210F


Date: 28.02.2023

Issued To:		APML, Plot No. A -1, Tirora Growth Centre, MIDC - Tirora, Dist. Gondia - 441 911	
Sample Particulars :		Ambient Noise Level (Plant)	
Sample Collected by :		Environment Dept. APML	
Date of Sampling:		04.02.2023	
Test Report			
S. No	Locations	Day Time in dB (A)	Night Time in dB (A)
		(6.00 a.m. to 10.00 p.m.)	(10.00 p.m. to 06.00 a.m.)
1	Near Shanti Niketan I II & III	49.1	44.1
2	Near Labour Hutment	59.2	50.1
3	Near Store Area	62.0	50.4
4	Gate No.1	53.3	45.6
5	Gate No.2	59.0	51.3
6	Gate No.3	74.0	56.4
7	Near OHC	46.3	41.4
8	Railway Siding	63.7	54.6
9	Near Reservoir 2	50.5	43.6
10	Near Ash Water Recovery Pump House	63.5	54.5
11	In China Colony	37.5	34.9
CPCB Standards (Industrial Area)		75	70

*** End Of the Report***

Note: Tested results are well within the permissible limits of MPCB / CPCB.

1. The report is referring only to the tested sample and for applicable parameter.
2. The sample will be destroyed after retention time unless otherwise specified specially.
3. This report is not to be reproducing wholly or in part, and can't be used as evidence in court of law.


Authorized Signatory
(Technical Manager)

Page 1 of 1

ENVIRONMENT LABORATORY

ADANI POWER LIMITED

(5x660 MW Thermal Power Plant, Tirora)

Format No: APL/ENV-LB/7.8/F01

URL No. : TC5193230000000310F


Date: 31.03.2023

Issued To:		APL,Plot No. A -1, Tirora Growth Centre, MIDC - Tirora, Dist. Gondia - 441 911	
Sample Particulars :		Ambient Noise Level (Plant)	
Sample Collected by :		Environment Dept. APL	
Date of Sampling:		04.03.2023	
Test Report			
S. No	Locations	Day Time in dB (A)	Night Time in dB (A)
		(6.00 a.m. to 10.00 p.m.)	(10.00 p.m. to 06.00 a.m.)
1	Near Shanti Niketan I II & III	49.3	42.9
2	Near Labour Hutment	54.7	47.2
3	Near Store Area	54.8	46.2
4	Gate No.1	51.6	41.6
5	Gate No.2	61.5	51
6	Gate No.3	70.1	60.1
7	Near OHC	49.3	41.8
8	Railway Siding	60.1	51.7
9	Near Reservoir 2	50.5	42.3
10	Near Ash Water Recovery Pump House	62.9	52.6
11	In China Colony	42	35.6
CPCB Standards (Industrial Area)		75	70

*** End Of the Report***

Note: Tested results are well within the permissible limits of MPCB / CPCB.

1. The report is referring only to the tested sample and for applicable parameter.
2. The sample will be destroyed after retention time unless otherwise specified specially.
3. This report is not to be reproducing wholly or in part, and can't be used as evidence in court of law.


Authorized Signatory
(Technical Manager)

Page 1 of 1

46	2022-11-15	59.05	19.93	25.24	13.07	71.36	36.39	32.61	20.31	71.94	40	30.45	42.48
47	2022-11-16	53.28	20.53	27.17	7.96	71.52	40.39	32.51	20.27	71.98	40.62	30.45	46.58
48	2022-11-17	55.14	22.8	26	8.51	71.82	43.88	30.62	21.16	69.81	42.5	28.71	24.49
49	2022-11-18	59.06	22.77	24.38	11.19	71.52	42.72	29.27	21.41	68.28	41	27.51	25.4
50	2022-11-19	59.06	22.65	24.38	11.2	71.43	40.87	29.22	21.12	68.31	40.29	27.5	27.28
51	2022-11-20	59.06	25.17	24.37	11.2	71.79	44.74	29.21	21.26	68.23	42.74	27.51	30.12
52	2022-11-21	63.36	31.39	26.9	16.02	71.94	47.47	31.81	23.34	71.28	44.16	30.05	31.57
53	2022-11-22	65.74	34.31	28.29	18.71	71.98	48.48	33.32	24.38	72.95	44.52	31.71	33.88
54	2022-11-23	65.74	33.86	28.28	18.71	71.98	47.06	33.47	24.19	72.96	43.91	31.43	36.94
55	2022-11-24	65.74	32.99	28.29	18.71	71.95	44.72	33.48	24.16	72.88	42.63	31.43	39.78
56	2022-11-25	65.74	32.71	28.29	18.71	71.92	43.93	33.5	24.04	72.88	41.49	31.41	42.9
57	2022-11-26	65.74	34.34	28.28	18.72	71.95	44.61	33.88	24.18	72.87	42.59	31.42	45.42
58	2022-11-27	65.74	34.33	28.28	18.72	71.93	44.55	33.94	24.42	72.88	42.6	31.42	48
59	2022-11-28	65.73	34.34	28.27	18.72	71.97	46.62	33.97	24.36	72.9	44.29	31.43	49.51
60	2022-11-29	65.73	34.32	28.28	18.72	71.98	47.67	33.88	24.18	72.9	44.48	31.43	24.96
61	2022-11-30	71.36	39.47	30.26	21.97	66.14	41.8	31.12	23.49	79.53	57.11	36.29	28.47
62	2022-12-01	75.18	42.15	32.1	23.5	59.73	34.94	28.89	22.53	83.03	64.98	38.18	30.91
63	2022-12-02	73.12	41.35	34.51	26	60.76	33.03	28.27	25.37	87.65	63.73	35.88	29.8
64	2022-12-03	72.37	44.69	35.83	27.46	65.79	35.92	34.24	27.7	89.36	59.53	36.84	28.92
65	2022-12-04	73.19	45.97	36.63	27.32	65.87	32.32	35.96	28.37	88.08	60.81	40.22	18.35
66	2022-12-05	71.56	46.6	32.78	27.16	63.26	29.7	32.43	25.24	82.39	54.21	39.93	19.11
67	2022-12-06	69.13	43.18	32.15	27.12	58.44	26.68	32.19	22.78	85.08	50.75	37.28	27.91
68	2022-12-07	74.26	43.21	33.5	24.98	52.87	25.63	31.79	20.48	88.79	54.92	35.62	26.78
69	2022-12-08	74.9	49.72	32.16	26.25	53.21	25.77	32.69	20.94	87.22	53.36	37.3	26.62
70	2022-12-09	72.59	44.33	34.02	24.44	59.65	27.81	33.47	22.62	88.73	52.91	35.88	24.87
71	2022-12-10	70.13	47.29	36.06	22.51	64.98	32.14	34.3	24.42	90.32	53.24	34.36	30.96
72	2022-12-11	70.13	44.03	36.47	22.52	65.1	33.25	33.93	24.5	90.33	53.27	34.38	38.14
73	2022-12-12	73.22	37.49	34.1	24.35	61.34	30.38	33.25	25.68	93.27	56.32	36.88	34.71
74	2022-12-13	73.73	35.76	32.9	25.94	58.39	28.58	32.56	25.75	93.32	57.06	37.48	32.4
75	2022-12-14	69.16	19.83	35.13	28.16	42.6	22.96	32.36	23.55	86.64	51.61	34.34	30.08
76	2022-12-15	NA	NA	NA	NA	NA	NA	NA	NA	NA	NA	NA	NA
77	2022-12-16	65.35	28.62	37.92	23.5	48.88	21.34	29.32	27.08	81.99	52.38	39.26	33.14
78	2022-12-17	69.52	24.05	34.88	26.12	50.74	22.31	31.36	28.33	86.47	52.43	36.52	34.58
79	2022-12-18	71.55	25.38	34.22	27.47	48.75	23.01	32.1	29.04	88.58	52.58	35.48	35.05
80	2022-12-19	75.19	43.41	36.97	31	57.58	27.43	35.33	31.75	91.24	51.02	38.25	38.4
81	2022-12-20	71.92	39.43	35.7	29.48	57.65	28.01	33.61	32.96	88.68	50.12	37.21	36.93
82	2022-12-21	69.17	39.75	34.05	28.2	53.26	25.78	32.46	33.72	86.46	49.49	35.31	35.72
83	2022-12-22	72.05	42.77	36.02	29.6	59.59	27.17	31.62	32.83	84.13	48.99	36.77	34.87
84	2022-12-23	74.9	39.93	38.37	30.99	61.37	28.52	30.76	31.9	82.22	49.07	38.26	34.35
85	2022-12-24	74.9	35.21	38.3	30.99	60.91	28.82	30.75	32.01	82.23	49.17	38.26	34.47
86	2022-12-25	74.32	37.74	37.67	30.41	61.49	29.03	30.45	32.51	83.28	50.06	37.88	33.94
87	2022-12-26	70.97	36.42	34.91	28.85	57.73	26.66	26.79	35.4	89.46	51.01	35.56	30.86
88	2022-12-27	73.29	30.5	32.52	34.82	61.09	27.9	23.62	35.23	93	51.5	37.28	33.02
89	2022-12-28	72.33	33.89	30.72	30.88	63.04	28.34	17.76	34.34	91.36	50.67	36.37	32.28
90	2022-12-29	71.9	19.52	30.09	29.1	62.85	26.61	21.59	37.39	86.89	50.29	34.13	30.74
91	2022-12-30	74.26	30.49	32.3	28.02	60.12	21.62	25.98	23.98	87.14	50.48	34.13	31
92	2022-12-31	76.01	33.34	34.25	27.23	56.13	16.06	29.43	13.74	87.11	50.44	34.14	31.24
93	2023-01-01	76.02	25.42	33.84	27.23	57.32	13.34	29.43	13.78	87.11	50.32	34.14	31.33
94	2023-01-02	79.13	35	31.26	24.75	58.07	19.04	28.85	13.64	87.07	50.58	34.16	31.43
95	2023-01-03	80.77	36.51	29.95	23.47	61.85	25.52	26.03	12.52	87.12	50.58	34.14	31.47
96	2023-01-04	78.41	38.2	28.73	24.72	58.8	25.19	27.91	13.71	90.73	50.56	36.54	32.86
97	2023-01-05	76.96	37.13	27.6	25.51	56.95	24.47	28.34	15.1	92.93	50.55	38.02	33.8

98	2023-01-06	76.46	34.16	28.85	25.12	56.91	22.96	28.24	15.63	92.91	50.28	38.01	32.85
99	2023-01-07	72.15	21.94	30.96	21.78	54.86	16.62	28.21	15.96	92.91	39.41	38.01	31.69
100	2023-01-08	72.14	20.8	31.43	21.8	52.12	15.13	28.2	16.04	92.48	37.17	39.02	32.21
101	2023-01-09	72.15	17.07	29.89	21.82	51.52	13.95	28.26	15.98	92.18	32.62	38.25	32.32
102	2023-01-10	72.15	18.12	29.9	21.81	53.13	15.25	28.28	16.04	92.81	33.18	38.01	32.25
103	2023-01-11	68.87	22.6	32.55	24.35	53.28	22.67	30.33	17.89	86.19	37.64	35.97	33.96
104	2023-01-12	67.36	27.63	34.28	25.57	53.32	28.32	31.42	18.82	83.26	49.31	35.04	34.54
105	2023-01-13	67.45	27.33	33.74	25.52	53.1	27.95	31.22	18.87	83.31	46.29	35	34.78
106	2023-01-14	74.02	28.66	29.87	22.6	49.42	28.04	26.54	20.81	79.77	29.97	33.09	30.97
107	2023-01-15	73.98	28.53	29.91	22.62	49.4	27.92	26.29	20.74	79.86	28.97	33.15	31.38
108	2023-01-16	69.26	27.92	31.88	25.39	47.47	23.25	24.37	21.94	83.5	31.15	37.06	32.41
109	2023-01-17	69.26	27.01	31.46	25.04	47.03	22.9	24.8	22.18	82.75	30.17	36.7	32.2
110	2023-01-18	69.26	22.98	29.42	22.14	43.32	20.17	28.16	23.97	76.4	26.54	33.85	34.22
111	2023-01-19	70.63	24.39	29.57	23.92	43.32	20.21	28.2	23.92	76.38	26.62	33.84	34.47
112	2023-01-20	72.83	27.23	31.32	26.81	43.32	20.11	28.26	22.8	75.51	26.62	33.85	34.96
113	2023-01-21	72.83	28.24	32.77	26.82	59.88	20.71	25.46	23.37	76.44	26.31	33.85	36.36
114	2023-01-22	70.79	30.1	29.02	24.69	56.02	23.46	27.29	22.21	75.17	25.78	33.84	36.3
115	2023-01-23	73.36	41.06	30.08	25.87	53.89	25.64	28.41	21.74	76.11	26	33.86	36.29
116	2023-01-24	73.37	40.73	30.07	25.86	54.03	25.7	28.36	22.12	76.47	26.37	33.85	36.37
117	2023-01-25	73.36	41.07	30.03	25.86	51.31	25.69	28.37	22.58	75.51	24.95	33.84	36.36
118	2023-01-26	73.36	40.77	30.05	25.85	52.75	25.62	28.37	23	75.29	25.87	33.84	36.35
119	2023-01-27	73.37	40.57	30.06	25.84	54.03	25.77	28.36	23.31	76.46	27.35	33.86	36.35
120	2023-01-28	73.37	39.25	30.05	25.84	54.03	25.79	28.36	23.52	76.48	27.69	33.86	36.36
121	2023-01-29	73.35	39.25	30.07	25.83	54.03	25.77	28.39	23.73	76.47	27.38	33.84	36.35
122	2023-01-30	73.36	40.54	30.06	25.82	54.03	25.82	28.38	23.77	76.43	28.53	33.85	36.31
123	2023-01-31	72.82	39.81	29.69	25.54	53.62	25.72	28.02	23.6	76.33	27.13	33.85	36.32
124	2023-02-01	66.31	34.89	25.61	22.41	41.04	23.94	23.55	21.16	68.34	22	33.83	36.31
125	2023-02-02	66.32	34.65	25.56	22.4	41.79	23.82	23.43	21.15	70.31	22.13	33.84	36.28
126	2023-02-03	66.33	35.95	25.62	22.41	42.97	24.13	23.42	21.17	70.54	22.19	33.83	36.27
127	2023-02-04	66.33	36.11	25.63	22.4	46.44	24	23.46	21.28	71.27	22.27	33.83	36.27
128	2023-02-05	66.33	31.97	25.63	22.4	44.1	24.17	23.47	21.57	74.06	22.3	33.83	36.26
129	2023-02-06	66.34	36.87	25.61	22.4	49.02	24.4	23.4	22.09	75.19	23.84	33.84	36.27
130	2023-02-07	62.31	35.33	28.28	24.13	52.07	25.25	24.45	23.35	74.17	26.51	32.16	35.52
131	2023-02-08	61.1	28.08	33.15	23.37	53.82	26.66	27.44	24.32	73.73	25.2	30.75	31.89
132	2023-02-09	60.31	24.77	30.26	19.56	53.4	27.23	27.28	23.67	74.66	24.78	31.84	30.35
133	2023-02-10	63.3	30.15	32.36	17.97	55.75	26.68	24.59	22.66	78.65	30.52	34.27	29.95
134	2023-02-11	71.21	26.93	31.49	13.07	56.23	24.34	26.1	19.73	85.86	38.08	34.75	32.08
135	2023-02-12	71.22	25.37	31.49	13.07	57.35	23.96	26.1	19.57	85.73	37.85	34.76	32.05
136	2023-02-13	69.9	26.56	31.02	13.49	55.99	24.15	26.78	19.91	85.89	37.84	34.76	31.99
137	2023-02-14	65.43	23.68	29.41	14.94	51.12	24.47	28.93	21.74	85.2	37.81	34.7	32
138	2023-02-15	62.29	25.98	31.03	17.96	55.66	26.26	26.01	23	83.6	36.03	29.92	31.4
139	2023-02-16	63.17	29.97	34.47	19.62	52.96	24.92	26.02	22.54	81.68	35.56	26.9	26.07
140	2023-02-17	64.46	27.77	35.73	19.61	51.43	24.45	26.02	22.28	79.92	36.18	25.93	23.94
141	2023-02-18	64.47	31.09	35.74	19.61	51.43	24.77	26.05	22.29	79.92	38.13	25.94	23.94
142	2023-02-19	64.46	30.39	35.74	19.61	NA	NA	NA	NA	79.88	37.9	25.94	23.96
143	2023-02-20	67.22	28.02	36.89	20.17	49.98	24.55	26.02	22.21	80.9	37.51	27.69	25.23
144	2023-02-21	66.97	28.22	40.25	18.71	54.78	26.61	28.07	23.14	84.15	38.35	32.09	27.94
145	2023-02-22	65.81	30.69	41.59	17.74	55.78	27.09	29	23.59	85.66	38.53	33.78	28.94
146	2023-02-23	71.19	39.42	39.02	14.78	61.42	25.2	25.01	22.47	86.05	38.52	33.8	28.94
147	2023-02-24	68.82	27.73	36.27	16.39	59.93	25.12	25.04	22.42	85.36	38.44	34.13	28.81
148	2023-02-25	67.64	19.56	35.95	17.83	59.93	25.12	25.08	22.29	81.42	37.57	37.7	27.5
149	2023-02-26	65.42	28.39	34.62	16.88	61.42	25.57	25.08	22.22	81.42	37.85	37.71	27.5

150	2023-02-27	65.43	32.63	34.63	16.88	61.43	25.83	25.07	22.27	81.41	37.78	37.71	27.45
151	2023-02-28	68.8	33.22	32.64	18.31	63.02	27.95	23.63	21.01	84.48	38.58	36.64	25.94
152	2023-03-01	70.5	34.97	31.65	19.02	63.91	28.68	22.92	20.17	85.96	38.63	36.1	25.2
153	2023-03-02	70.48	34.86	31.59	19.01	63.9	29.2	22.71	20.38	85.95	38.58	36.1	25.1
154	2023-03-03	70.49	34.92	31.66	19.02	63.89	28.74	22.49	20.49	86.01	38.6	36.13	23.29
155	2023-03-04	70.49	34.93	31.65	19.01	63.87	28	22.47	20.48	86.1	38.73	36.14	23.38
156	2023-03-05	70.48	34.91	31.65	19.01	63.89	27.43	22.47	20.47	86.13	38.72	36.14	23.64
157	2023-03-06	70.49	32.51	31.65	19.01	61.5	27.26	22.47	20.58	86.04	38.7	36.11	23.87
158	2023-03-07	70.48	24.21	31.64	19.01	52.13	26.12	22.45	20.45	76.46	38.94	36.09	24.05
159	2023-03-08	66.86	28.7	33.81	20.07	51.45	18.74	24.59	21.09	79.02	37.46	33.1	25.17
160	2023-03-09	65.33	19.65	34.76	20.53	51.17	14.11	25.52	21.36	79.05	36.93	31.81	25.65
161	2023-03-10	65.33	28.6	34.77	20.53	50.67	14.21	25.43	21.93	80.56	36.97	31.82	25.73
162	2023-03-11	64	24.45	32.79	19.04	55.05	14.9	25.4	22.5	80.56	37.16	31.83	25.83
163	2023-03-12	61.88	29.01	29.7	16.62	56.74	17.07	25.39	22.81	80.49	37.39	31.83	25.94
164	2023-03-13	61.88	28.99	29.69	16.62	58.07	17.78	25.41	22.98	80.55	37.56	31.81	26.02
165	2023-03-14	62.92	30.02	30.92	18.02	58.32	19.19	25.52	23	78.85	37.12	32.68	27.23
166	2023-03-15	65.33	29.95	33.74	21.27	58.89	17.95	25.53	23.24	74.77	36.33	34.73	29.78
167	2023-03-16	67.34	29.93	36.3	23.2	60.64	17.94	27.54	24.5	78.11	36.83	36.06	32.01
168	2023-03-17	71.44	35.66	35.08	21.78	64.45	19.45	29.89	25.55	82.76	38.31	39.33	35.29
169	2023-03-18	73.37	37.44	34.24	20.37	44.73	10.63	31.36	25.83	62.86	39.38	40.94	36.76
170	2023-03-19	73.37	37.98	33.72	20.37	47.59	13.8	31.36	26.15	62.67	39.26	40.95	36.8
171	2023-03-20	73.34	40.97	33.76	20.36	50.91	14.79	31.39	26.23	70.12	39.17	40.96	36.82
172	2023-03-21	73.3	39.01	33.78	20.38	60.74	17.6	31.36	26.13	80.58	39.19	40.94	36.8
173	2023-03-22	72.3	40.33	33.87	20.65	65.63	20.96	31.45	21.47	85.37	39.01	41.01	39.86
174	2023-03-23	71.42	38.96	34.12	20.85	64.89	18.65	32.46	18.62	85.38	38.97	40.98	40
175	2023-03-24	70.93	38.95	33.64	20.16	63.25	18	33.19	18.8	85.36	38.9	40.99	40.09
176	2023-03-25	70.91	39.11	33.62	20.16	69.81	18.99	33.2	18.51	83.71	38.96	40.99	40.18
177	2023-03-26	70.93	38.06	33.6	20.16	66.75	15.79	33.2	18.4	83.72	39.03	40.99	40.33
178	2023-03-27	70.93	37.17	33.59	20.15	66.28	16.61	33.48	18.01	82.35	39.05	40.99	40.31
179	2023-03-28	70.92	36.61	33.57	20.14	70.71	20.06	33.64	17.6	84.9	38.19	40.98	39.28
180	2023-03-29	70.92	37.3	33.56	20.15	70.59	21.38	33.64	17.54	85.55	37.69	40.98	38.08
181	2023-03-30	70.91	34.07	33.56	20.14	68.29	17.37	33.64	17.71	85.02	37.28	40.98	38.24
182	Prescribed Standards	100	60	80	80	100	60	80	80	100	60	80	80
183	Maximum Value	88.86	49.72	47.24	42.94	88.41	48.48	42.14	37.39	93.32	64.98	49	49.51
185	Minimum Value	39.58	15.01	21.05	7.96	41.04	10.63	17.76	12.52	49.84	22.00	24.25	18.35
187	Geometric Mean	67.76	30.63	31.66	22.11	60.35	27.26	29.79	22.48	77.85	38.9	34.15	31.78
188	Median	69.22	30.12	31.65	21.79	59.73	25.69	29.32	22.21	79.65	38.62	34.14	32
192	Data Availability %	97.24	97.24	97.24	97.24	96.69	96.69	96.69	96.69	97.24	97.24	97.24	97.24

Site Name: M/s.Adani Power Maharashtra Private Ltd																
From Date: 2022/10/01 To Date: 2023/03/31																
Report Name: Custom Report																
Report Created by APMPL on 2023-05-12 15:10:12																
Sl No.	Time	Stack_1_B oiler_1- PM - (mg/Nm3)	Stack_1_Boiler_1- NOx - (mg/Nm3)	Stack_1_Boiler_1-SO2 - (mg/Nm3) Raw	Stack_2_B oiler_2- PM - (mg/Nm3)	Stack_2_Boiler_2- NOx - (mg/Nm3)	Stack_2_Boiler_2-SO2 - (mg/Nm3)	Stack_3_B oiler_3-PM - (mg/Nm3)	Stack_3_Boiler_3-NOx (mg/Nm3) Raw	Stack_3_Boiler_3-SO2 - (mg/Nm3)	Stack_4_B oiler_4-PM - (mg/Nm3)	Stack_4_Boiler_4- NOx - (mg/Nm3)	Stack_4_Boiler_4-SO2 - (mg/Nm3)	Stack_5_Boiler_5-PM (mg/Nm3) Raw	Stack_5_Boiler_5- NOx - (mg/Nm3)	Stack_5_Boiler_5-SO2 - (mg/Nm3)
1	2022-10-01	34.82	316.14	802.43	40.99	388.77	823.24	35.76	326.3	819.71	34.21	329.36	767.65	21	199.13	458.29
2	2022-10-02	36	322.2	823.49	40.88	388.23	821.62	35.51	325.08	815.83	35.49	335.7	788.69	NA	NA	NA
3	2022-10-03	36.54	325.09	833.7	NA	NA	NA	36.74	330.78	834.33	36.7	341.84	809.15	NA	NA	NA
4	2022-10-04	37.75	331.34	855.3	NA	NA	NA	37.08	332.39	839.5	17.71	315.84	902.3	NA	NA	NA
5	2022-10-05	34.6	315.14	799.03	NA	NA	NA	34.02	318.09	793.3	NA	NA	NA	37.25	345.15	794.74
6	2022-10-06	35.16	317.94	808.78	NA	NA	NA	34.23	319.13	796.58	NA	NA	NA	37.31	345.47	795.99
7	2022-10-07	34.53	314.62	797.31	41.79	384.81	810.61	33.49	315.56	785.15	NA	NA	NA	36.72	342.56	786.43
8	2022-10-08	35.28	318.45	810.58	42.43	388.86	824.09	34.55	320.45	800.74	NA	NA	NA	38.01	348.85	807.46
9	2022-10-09	34.84	316.24	802.88	43.51	395.81	846.94	34.47	320.07	799.68	NA	NA	NA	37.43	346.06	798.07
10	2022-10-10	35.21	318.09	809.49	42.97	392.35	835.39	35.23	323.75	811.25	6.91	64.29	148.87	37.48	346.3	798.7
11	2022-10-11	34.96	316.76	804.92	42.94	392	834.41	34.12	318.49	794.69	35.97	333.7	778.88	37.2	344.96	794.39
12	2022-10-12	35.53	319.86	815.6	43	392.51	836.16	35.57	325.43	816.92	36.43	336.15	787.02	37.28	345.2	795.15
13	2022-10-13	35.13	317.72	808.03	42.66	390.27	828.61	34.39	319.85	799	36.2	335.03	783.42	37.2	345.02	794.52
14	2022-10-14	35.14	317.81	808.38	42.93	391.98	834.17	34.99	322.53	807.7	36.13	334.53	781.49	37.07	344.3	791.92
15	2022-10-15	34.45	314.3	796.2	42.01	386.25	814.97	33.8	317.05	790.05	35.55	331.53	771.97	36.44	341.13	781.34
16	2022-10-16	34.96	316.83	804.78	42.38	388.57	822.87	33.95	317.8	792.72	36.09	334.43	781.45	36.94	343.79	790.2
17	2022-10-17	35.13	317.69	808.07	40.7	391.38	831.71	34.77	321.69	804.59	36.63	336.89	789.4	37.74	347.44	802.25
18	2022-10-18	35.67	320.55	817.55	39.73	390.61	829.83	35.02	322.73	808.14	37.28	340.28	800.68	37.91	348.43	805.58
19	2022-10-19	36.44	324.54	831.78	40.22	393.91	840.73	35.55	325.4	816.69	37.2	339.94	799.62	38.11	349.48	809.38
20	2022-10-20	36.8	326.49	838.49	40.28	394.25	841.62	35.85	326.59	820.64	37.36	340.74	802.25	38.19	349.83	810.55
21	2022-10-21	37.15	328.22	844.48	40.41	394.87	844.21	36	327.37	823.38	37.55	341.77	805.48	38.88	353.22	821.77
22	2022-10-22	35.05	317.32	806.73	39.19	387.39	819.29	33.97	317.79	792.09	36.21	334.97	783.03	37.07	344.19	791.61
23	2022-10-23	34.81	316.07	802.11	38.55	383.29	805.71	33.29	314.6	781.96	35.37	330.75	768.93	36.6	341.88	783.6
24	2022-10-24	33.53	309.44	779.51	37.83	378.81	790.81	32.13	308.95	764.17	34.8	328	759.8	35.75	337.79	769.92
25	2022-10-25	33.62	310.03	781.21	37.67	377.78	787.62	31.99	308.47	762.19	34.83	328	759.75	35.7	337.35	768.46
26	2022-10-26	34.54	314.71	797.55	38.41	382.38	802.66	33.12	313.77	779.31	35.25	330.2	767	36.54	341.66	783.2
27	2022-10-27	35.17	317.97	808.71	39.21	387.54	819.59	34.14	318.66	795.03	36.26	335.21	783.63	37.31	345.29	795.02
28	2022-10-28	35.84	321.48	820.86	39.77	391.11	831.27	34.81	321.74	805.02	36.81	338	792.63	37.7	347.43	802.37
29	2022-10-29	34.15	312.63	790.41	37.98	379.6	793.72	32.7	311.69	772.8	35.23	329.99	766.62	36.29	340.36	778.74
30	2022-10-30	34.4	314.09	795.27	38.4	382.4	802.62	33.18	314.1	780.49	35.26	330.09	766.91	36.16	339.7	776.63
31	2022-10-31	35.64	320.39	817.31	39.75	391.04	830.97	34.53	320.36	800.78	11.7	109.09	253.18	38.23	349.96	810.95
32	2022-11-01	36.43	324.37	831.33	40.14	393.35	838.95	35.45	324.71	814.71	NA	NA	NA	38.4	350.78	813.62
33	2022-11-02	36.95	327.14	840.95	40.86	397.97	853.99	36.47	329.61	830.28	NA	NA	NA	38.91	353.43	822.62
34	2022-11-03	35.31	318.69	811.53	39.96	392.37	835.41	34.94	322.34	807.05	NA	NA	NA	37.38	345.81	797.13
35	2022-11-04	36.34	324	829.97	40.88	397.94	854.05	35.97	327.18	822.44	NA	NA	NA	38.31	350.57	813.02
36	2022-11-05	36.43	324.5	831.7	40.69	396.86	850.54	36.52	329.84	831.08	37.69	342.47	807.96	38.63	352.02	817.48
37	2022-11-06	35.82	321.3	820.4	40.67	396.63	849.89	36.02	327.43	823.37	37.08	339.35	797.64	37.8	347.87	803.78
38	2022-11-07	37.34	329.19	848.12	41.22	400.23	861.34	37.09	332.5	839.65	38.68	347.33	824.25	39.65	357.03	834.34
39	2022-11-08	38.07	332.93	861.11	41.45	401.56	865.79	37.27	333.34	842.3	39.14	349.73	831.93	40.04	359	840.84
40	2022-11-09	37.32	329.12	847.77	41.15	399.73	859.7	36.7	330.67	833.76	38.62	347.12	823.09	39.36	355.73	830.08
41	2022-11-10	36.02	322.23	823.71	40.69	396.73	850.19	35.87	326.74	821.26	36.99	338.87	795.9	38.39	350.78	813.34
42	2022-11-11	35.43	319.33	813.45	40.42	395.09	844.3	35.66	325.73	817.84	36.82	337.91	792.91	37.58	346.66	799.66
43	2022-11-12	36.18	323.25	827.36	40.48	395.42	845.51	21.35	197.16	493	37.43	341.06	803.15	38.63	351.95	817.21
44	2022-11-13	37.17	328.39	845.13	41.3	400.66	862.84	NA	NA	NA	38.25	345.38	817.63	39.36	355.65	830.12
45	2022-11-14	37.39	329.4	848.8	41.41	401.56	865.53	NA	NA	NA	38.67	347.33	824.3	39.5	356.31	832.01
46	2022-11-15	38.26	333.97	864.5	41.72	403.36	871.71	NA	NA	NA	39.51	351.48	837.92	40.46	361.12	848.16
47	2022-11-16	37.91	332.19	858.54	41.22	400.12	861.12	37.62	334.87	847.11	40.01	354.03	846.42	40.85	363.16	854.66
48	2022-11-17	38.03	332.76	860.28	41.22	400.09	861.11	37.07	332.39	839.39	39.65	352.3	840.43	40.44	360.96	847.25
49	2022-11-18	38.2	333.62	863.3	41.57	402.23	868.2	37.48	334.38	845.38	39.3	350.44	834.41	40.28	360.24	845.17
50	2022-11-19	37.85	331.75	857.14	41.63	402.65	869.53	37.36	333.82	843.98	39.33	350.69	834.99	40.39	360.76	846.57
51	2022-11-20	37.52	330.02	850.97	40.88	397.94	854.01	36.5	329.72	830.6	38.96	348.79	829.26	39.99	358.78	839.99
52	2022-11-21	37.18	328.31	844.86	40.31	394.31	842.07	35.73	326.18	819.14	38.45	346.16	820.22	39.35	355.54	829.26
53	2022-11-22	37.9	331.99	857.77	40.78	397.15	851.58	36.25	328.51	826.83	39.11	349.55	831.31	39.44	356.13	831.71
54	2022-11-23	37.77	331.31	855.35	40.98	398.7	856.56	36.58	330.22	832.15	38.76	347.82	825.41	39.81	357.82	837.04
55	2022-11-24	38.05	332.87	860.87	41.12	399.31	858.59	36.66	330.51	833.33	39.61	352.01	839.5	40.34	360.5	845.84
56	2022-11-25	38.3	334.15	865.31	41.23	399.98	861.1	36.91	331.66	836.89	39.66	352.39	840.68	40.33	360.61	846.16
57	2022-11-26	37.35	329.18	848.02	40.12	393.26	838.49	35.66	325.74	817.87	38.36	345.75	818.79	39.67	357.26	835
58	2022-11-27	38.2	333.69	863.49	41.25	400.28	861.8	37.04	332.22	838.67	39.6	351.98	839.92	40.31	360.47	845.73
59	2022-11-28	38	332.73	860.22	41.17	399.9	860.14	36.79	331.05	834.81	39.76	352.86	842.39	40.6	361.89	850.37
60	2022-11-29	37.98	332.64	859.76	40.7	396.78	850.4	36.26	328.51	827.06	39.25	350.34	833.58	39.78	357.8	836.84
61	2022-11-30	37.79	331.55	856.04	40.59	396.3	848.1	36.24	328.47	826.75	38.89	348.38	827.76	39.57	356.68	833.22

62	2022-12-01	36.74	326.19	837.35	40.81	397.65	852.93	36.27	328.72	827.49	38.96	348.92	829.27	40.13	359.47	842.44
63	2022-12-02	37.16	328.24	844.69	41.16	399.68	859.85	36.66	330.54	833.29	38.89	348.5	828.13	40.4	360.97	847.59
64	2022-12-03	38.29	334.08	865.07	41.48	401.63	866.46	37.12	332.76	840.52	39.31	350.66	835.26	40.26	360.21	845.2
65	2022-12-04	37.11	328.12	844.11	40.96	398.47	855.83	36.5	329.73	830.89	39.41	351.08	836.8	40.39	360.83	846.85
66	2022-12-05	36.57	325.32	834.22	41.36	381.98	864.26	37.09	332.54	839.84	40.13	346.27	847.86	40.86	363.11	854.67
67	2022-12-06	37.77	331.49	856.23	41.46	331.76	866.34	37.39	333.96	844.14	39.67	322.37	840.81	40.46	361.24	848.74
68	2022-12-07	37.91	332.08	858.01	41.81	333.85	873.19	37.73	335.5	849.02	39.57	321.93	839.06	40.67	362.13	851.39
69	2022-12-08	38.01	332.61	859.85	41.39	331.31	864.61	37.08	332.42	839.39	39.52	321.57	838.13	40.27	360.25	845.13
70	2022-12-09	36.93	327.04	840.51	40.45	325.38	844.95	35.78	326.27	819.49	38.28	315.38	817.31	39.36	355.71	829.86
71	2022-12-10	37.51	330.04	850.87	40.84	327.84	853.23	36.4	329.21	829.07	39.06	319.31	830.77	36.88	335.04	778.62
72	2022-12-11	37.75	331.31	855.42	41.1	329.36	858.45	36.74	330.84	834.19	39.25	320.17	833.92	NA	NA	NA
73	2022-12-12	37.57	330.4	852.13	40.82	327.76	852.65	36.46	329.49	829.81	38.97	318.71	828.75	NA	NA	NA
74	2022-12-13	37.99	332.67	859.8	41.34	330.96	863.25	37.14	332.75	840.54	39.6	321.92	839.19	NA	NA	NA
75	2022-12-14	38.29	334.11	865.26	41.56	332.5	868.28	37.18	333.01	841.32	39.64	322.07	840.07	NA	NA	NA
76	2022-12-15	38.69	336.17	872.49	41.81	334.12	873.78	37.85	336.1	851.24	39.93	323.47	845.13	NA	NA	NA
77	2022-12-16	36.73	325.96	836.94	40.9	328.17	854.42	36.45	329.5	830.18	38.17	314.82	815.96	NA	NA	NA
78	2022-12-17	36.92	327.09	840.59	41.12	329.58	859.05	36.8	331.23	835.21	38.38	315.73	818.69	NA	NA	NA
79	2022-12-18	35.18	318.04	809.06	39.26	317.84	819.93	34.22	319.04	796.21	36.57	306.61	788.87	NA	NA	NA
80	2022-12-19	35.44	319.39	813.8	39.65	320.32	828.15	34.69	321.31	803.55	37.27	310.13	800.4	NA	NA	NA
81	2022-12-20	35.62	320.38	817.17	39.85	321.68	832.48	35	322.69	808.06	37.16	309.55	798.14	NA	NA	NA
82	2022-12-21	35.78	321.19	820.11	39.7	320.55	829.07	34.64	321.06	802.88	36.87	308.13	793.92	NA	NA	NA
83	2022-12-22	35.9	321.82	822.26	39.55	319.5	825.91	34.56	320.74	801.41	37.17	309.76	799.1	NA	NA	NA
84	2022-12-23	35.81	321.28	820.33	39.73	320.73	829.88	34.8	321.7	804.93	37.28	310.3	800.63	NA	NA	NA
85	2022-12-24	36.04	322.57	824.92	39.78	321.15	830.9	34.92	322.27	806.87	37.31	310.44	801.3	NA	NA	NA
86	2022-12-25	35.81	321.36	820.52	39.58	319.93	826.86	34.64	320.85	802.09	37.1	309.45	798.03	NA	NA	NA
87	2022-12-26	36.1	322.81	825.82	39.83	321.42	832.16	35.14	323.27	809.8	37.54	311.6	805.04	NA	NA	NA
88	2022-12-27	36.87	326.75	839.74	40.48	325.72	845.97	18.69	174.27	434.5	38.17	314.76	815.54	NA	NA	NA
89	2022-12-28	37.36	329.35	848.65	40.73	327.08	850.63	NA	NA	NA	20.31	168.14	434.52	NA	NA	NA
90	2022-12-29	37.03	327.57	842.42	40.53	326.03	846.92	NA	NA	NA	NA	NA	NA	NA	NA	NA
91	2022-12-30	36.72	325.82	836.36	40.26	324.12	840.67	26.96	244.33	614.99	NA	NA	NA	NA	NA	NA
92	2022-12-31	36.65	325.48	835.15	40.13	323.36	838.14	35.28	324.01	812.43	NA	NA	NA	NA	NA	NA
93	2023-01-01	36.02	322.33	824.1	39.61	319.99	826.99	34.63	320.86	802.13	NA	NA	NA	NA	NA	NA
94	2023-01-02	36.01	322.4	824.56	39.72	320.77	829.62	34.82	321.91	805.28	31.03	259.64	668.41	NA	NA	NA
95	2023-01-03	38.2	333.68	863.47	41.56	332.49	868.2	37.35	333.72	843.52	38.5	316.32	821.17	NA	NA	NA
96	2023-01-04	36.13	322.97	826.2	39.85	321.58	832.32	35.02	322.8	808.26	36.8	307.88	792.84	NA	NA	NA
97	2023-01-05	36.59	325.37	834.69	40.15	323.48	838.8	35.45	324.85	815.02	37.58	311.72	805.52	NA	NA	NA
98	2023-01-06	36.33	323.98	829.61	39.91	322.04	833.54	35.14	323.29	809.97	37.29	310.28	800.99	NA	NA	NA
99	2023-01-07	36.43	324.56	831.59	39.98	322.25	834.73	35.19	323.54	810.94	37.29	310.43	800.99	NA	NA	NA
100	2023-01-08	36.02	322.32	824.12	39.88	321.66	832.62	35.01	322.78	808.27	37.36	310.65	801.99	NA	NA	NA
101	2023-01-09	36.72	326.01	836.81	39.21	323.93	839.87	35.49	324.94	815.34	37.93	313.51	811.3	NA	NA	NA
102	2023-01-10	36.33	323.87	829.24	37.24	323.83	839.67	35.49	325.01	815.37	37.73	312.4	807.88	NA	NA	NA
103	2023-01-11	36.09	322.64	824.98	36.86	321.47	831.8	34.96	322.54	807.42	37.29	310.27	800.38	12.39	107.93	248.41
104	2023-01-12	16.15	146.85	370.18	36.85	321.31	831.63	35.09	323.05	809.23	37.49	311.36	804.27	38.46	351.15	814.56
105	2023-01-13	NA	NA	NA	36.76	320.8	829.89	34.87	322.05	805.93	37.23	310.1	800.1	38.33	350.54	812.49
106	2023-01-14	NA	NA	NA	36.11	316.8	816.6	34.14	318.6	794.81	36.88	308.42	793.99	37.8	347.95	804.11
107	2023-01-15	NA	NA	NA	35.84	315	810.5	33.5	315.62	785.16	36.08	304.26	780.29	37.16	344.54	792.77
108	2023-01-16	NA	NA	NA	37.33	324.61	842.24	35.53	325.29	816.51	38.08	314.32	814.05	39.07	354.16	825.06
109	2023-01-17	12.49	112.02	283.23	37.67	326.59	849.07	36.21	328.37	826.28	38.64	317.22	823.55	39.53	356.53	832.55
110	2023-01-18	36.64	325.5	835.05	37.27	324.06	840.63	35.37	324.4	813.51	37.83	313.21	810.56	39.02	353.97	824.1
111	2023-01-19	36.86	326.71	839.17	37.19	323.64	839.17	35.34	324.37	813.26	37.93	313.59	811.65	39.13	354.51	825.97
112	2023-01-20	37.29	328.92	846.88	36.89	321.69	833.13	35.24	323.84	811.66	37.87	313.37	810.91	39.46	356.21	831.73
113	2023-01-21	37.56	330.31	851.63	37.66	326.63	849.21	36.12	327.97	825.05	37.75	312.85	808.99	39.77	357.73	836.9
114	2023-01-22	37.39	329.47	848.69	37.48	325.52	845.57	36.03	327.6	823.6	37.95	313.88	812.54	39.56	356.67	832.91
115	2023-01-23	36.87	326.64	839.12	36.5	319.21	824.78	35.6	325.37	816.92	38.06	314.18	813.5	39	353.87	823.91
116	2023-01-24	37.01	327.58	842.31	36.9	321.74	833.07	35.81	326.56	820.12	38.03	314.21	813.33	38.95	353.66	823.2
117	2023-01-25	36.65	325.67	835.54	37.28	324.08	840.8	35.76	326.3	819.53	37.88	313.42	811.4	38.56	351.63	816.33
118	2023-01-26	34.5	314.43	796.94	35.24	311.2	797.67	32.78	312.25	774.48	35.5	301.38	770.81	36.48	341.16	781.27
119	2023-01-27	35.75	321.03	819.47	36.22	317.37	818.59	34.09	318.38	794.3	36.82	308.1	793.18	37.87	348.34	805.51
120	2023-01-28	36.34	324	829.95	36.73	320.62	829.28	35.01	322.69	808.02	37.4	310.98	802.96	38.47	351.21	815.32
121	2023-01-29	36.9	326.8	839.77	37.18	323.51	838.58	35.99	327.41	823.12	37.72	312.62	808.2	39.3	355.33	828.61
122	2023-01-30	37.38	329.34	848.42	37.79	327.35	851.45	36.25	328.54	826.83	38.63	317.24	823.67	40.14	359.58	843.04
123	2023-01-31	37.73	331.21	854.89	37.35	324.47	841.98	36.04	327.63	823.77	38.84	318.11	826.44	39.94	358.49	839.35
124	2023-02-01	37	327.53	841.99	36.92	321.8	833.04	35.34	324.27	812.97	37.92	313.58	811.62	38.94	353.48	822.64
125	2023-02-02	36.87	326.8	839.6	37.28	324.01	840.56	35.71	326.04	818.96	37.46	311.3	804.58	39.16	354.72	826.57
126	2023-02-03	37.44	329.65	849.59	37.92	328.25	854.7	36.33	328.97	828.33	38.53	316.63	821.74	39.44	356.03	830.96
127	2023-02-04	37.45	329.65	849.6	37.8	327.42	851.74	36.39	329.16	828.83	38.22	315.19	817.05	39.78	357.66	836.62
128	2023-02-05	37.2	328.47	845.48	37.51	325.64	845.89	35.93	327.07	822.05	37.91	313.55	811.75	39.78	357.7	836.54
129	2023-02-06	37.5	330.04	850.91	37.75	327.11	850.74	36.28	328.75	827.39	38.19	315.02	816.44	39.54	356.52	832.72
130	2023-02-07	37.29	328.81	846.62	37.76	327.49	852.04	36.24	328.66	827.39	38.49	316.55	821.31	39.58	356.64	833.27
131	2023-02-08	38.46	334.97	867.85	38.61	332.72	869.44									

132	2023-02-09	38.36	333.83	865.5	38.49	331.39	866.31	37.4	333.17	842.7	38.53	316.12	820.96	40.67	361.27	850.36
133	2023-02-10	38.39	334.65	867.01	38.39	331.33	864.52	37.47	334.33	845.44	39.24	320.36	833.98	40.55	361.52	849.46
134	2023-02-11	38.07	333.04	861.22	38.3	330.67	862.65	37.07	332.3	839.09	39.22	320.19	833.36	40.58	361.62	849.24
135	2023-02-12	37.75	331.36	855.11	37.93	328.45	855.38	36.49	329.7	830.53	38.56	316.85	822.45	39.94	358.49	839.01
136	2023-02-13	37.63	330.71	853.2	37.74	327.03	850.67	36.19	328.24	826	38.76	317.78	825.51	39.71	357.4	835.54
137	2023-02-14	38.19	333.7	863.19	38.22	330.13	860.81	36.96	331.86	837.52	39.34	320.71	835.2	40.37	360.86	846.84
138	2023-02-15	38.09	333.16	861.61	38.55	332.23	867.82	37.4	333.94	844.21	39.9	323.48	844.35	40.58	361.76	850.17
139	2023-02-16	37.95	332.44	859.35	38.21	329.9	860.05	37.77	335.71	850.01	40.11	324.47	847.68	40.81	362.94	854.17
140	2023-02-17	38.24	333.93	864.38	38.3	330.79	863.16	37.72	335.56	849.29	39.94	323.65	844.92	40.63	361.86	850.51
141	2023-02-18	38.18	333.57	863.25	38.42	331.61	865.51	37.64	335.22	848.04	40.04	324.18	846.91	40.57	361.71	849.55
142	2023-02-19	38.32	334.29	865.99	38.32	331.12	863.96	37.63	334.99	847.56	40.04	324.22	846.9	40.49	361.21	848.27
143	2023-02-20	38.53	335.44	869.65	38.49	331.96	867.14	37.47	334.27	845.29	39.65	322.4	840.82	40.52	361.36	848.84
144	2023-02-21	38.62	335.96	871.23	38.62	332.91	870.2	37.48	334.34	845.35	40.05	324.24	846.8	39.54	356.52	832.57
145	2023-02-22	38.35	334.46	866.36	38.47	331.86	866.72	37.29	333.43	842.51	39.64	322.3	840.5	40.96	363.65	856.34
146	2023-02-23	38.57	335.53	870.12	38.5	332.03	867.26	37.35	333.69	843.62	38.94	318.82	828.64	40.99	363.66	856.22
147	2023-02-24	38.11	333.21	861.88	38.32	330.95	863.86	37.34	333.61	843.12	40.09	324.57	847.94	40.97	363.66	856.24
148	2023-02-25	37.41	329.51	848.71	38.62	332.78	869.33	37.74	335.52	849.14	39.97	323.81	846.04	40.58	361.88	850.35
149	2023-02-26	38	332.64	859.87	38.28	330.46	861.59	37.63	335.12	847.82	39.99	323.83	845.85	40.45	361.01	847.51
150	2023-02-27	38.37	334.55	866.46	38.15	329.61	858.92	37.45	334.2	845.05	40.13	324.57	848	40.57	361.76	849.9
151	2023-02-28	38.59	335.67	870.53	38.61	332.62	868.88	36.51	329.87	831.17	39.69	322.49	840.91	40.32	360.35	845.13
152	2023-03-01	38.65	336.04	871.7	38.27	330.28	861.61	37.77	335.63	849.93	39.44	321	836.1	40.66	362.07	851.17
153	2023-03-02	38.8	336.76	874.4	38.83	329.99	873.54	37.96	336.67	852.9	NA	NA	NA	41.08	364.15	858.05
154	2023-03-03	38.38	334.49	866.36	38.78	316.63	872	37.62	335.04	847.64	NA	NA	NA	40.52	361.5	849.11
155	2023-03-04	38.77	336.63	873.4	38.98	318.19	876.36	37.94	336.53	852.4	NA	NA	NA	40.64	361.93	850.34
156	2023-03-05	38.8	336.82	874.47	38.77	316.68	872.36	37.83	336.19	851.29	NA	NA	NA	40.96	363.56	856.49
157	2023-03-06	38.78	336.49	873.36	38.79	317.09	872.72	37.63	335.12	847.96	21.81	181.71	468.56	40.98	363.64	856.41
158	2023-03-07	35.23	318.15	809.45	35.83	293.46	810.22	33.7	316.63	788.53	35.19	299.85	766.12	37.22	344.99	794.13
159	2023-03-08	38.3	334.04	864.73	38.42	314.06	864.92	37.04	332.34	839.13	37.51	311.54	804.74	40.23	360	844.02
160	2023-03-09	38.76	336.41	873.32	38.89	317.64	874.47	37.35	333.75	843.56	37.68	312.42	807.75	40.62	361.99	850.76
161	2023-03-10	38.86	337.09	875.36	38.78	316.4	872.3	37.44	334.18	844.85	37.7	312.49	807.84	40.99	363.84	857.02
162	2023-03-11	38.92	337.36	876.23	38.83	317.15	873.45	37.71	335.43	848.87	37.56	311.72	805.32	40.71	362.44	852.23
163	2023-03-12	38.89	337.08	875.51	26.18	213.43	588.83	37.71	335.32	848.86	37.74	312.59	808.57	40.67	362.11	851.18
164	2023-03-13	38.66	335.89	870.83	NA	NA	NA	37.33	333.59	843.07	37.9	313.42	810.76	40.62	361.84	850.26
165	2023-03-14	38.59	335.5	869.81	NA	NA	NA	37.28	333.46	842.5	37.88	313.23	810.54	40.24	360.08	844.56
166	2023-03-15	38.41	334.61	866.56	NA	NA	NA	37.14	332.72	840.15	37.78	312.83	809.23	40.35	360.55	846.13
167	2023-03-16	38.44	334.69	867.01	NA	NA	NA	36.75	330.94	834.43	37.78	312.89	809.63	40.49	361.29	848.57
168	2023-03-17	38.53	335.09	868.55	26.44	215.59	595.14	37.23	333.17	841.47	37.9	313.49	811.3	40.63	361.98	850.67
169	2023-03-18	38.44	334.71	867.16	38.25	312.02	861.03	37.27	333.35	842.39	37.76	312.89	809.5	40.45	361	847.64
170	2023-03-19	38.38	334.32	865.81	38.26	312.54	861.06	37.12	332.64	839.88	37.58	311.99	805.95	40.42	360.96	847.66
171	2023-03-20	38.1	333.09	861.41	38	310.42	856.12	36.96	331.94	837.34	37.45	311.28	803.78	40.52	361.46	849.24
172	2023-03-21	38.39	334.58	866.56	37.97	310.32	855.38	36.73	330.86	834.19	37.19	309.84	799.51	39.7	357.29	835.16
173	2023-03-22	38.24	333.8	863.94	38.02	310.83	856.53	36.73	330.83	834.32	37.25	310.18	800.18	39.93	358.59	839.62
174	2023-03-23	38.24	333.83	864.15	38.47	314.25	865.29	37.21	333.14	841.45	37.29	310.42	801.24	40.52	361.35	848.73
175	2023-03-24	37.92	332.29	858.41	38.36	313.43	863.3	37.08	332.47	839.39	37.15	309.65	798.37	40.19	359.8	843.68
176	2023-03-25	37.8	331.45	855.83	37.77	308.92	850.84	36.67	330.68	833.47	37.83	313.1	809.75	40.13	359.38	842.24
177	2023-03-26	37.78	331.44	855.71	38.18	311.73	859.6	37.17	333	841.09	24.27	200.05	518.16	40.21	359.92	844.01
178	2023-03-27	37.79	331.48	855.74	37.9	309.53	853.64	36.59	330.18	832.15	NA	NA	NA	40.21	359.86	844.04
179	2023-03-28	37.97	332.48	859.32	38.04	310.9	856.6	36.45	329.4	829.75	NA	NA	NA	39.79	357.83	837.1
180	2023-03-29	38.33	334.26	865.41	38.06	310.82	857.14	37.12	332.75	840.25	NA	NA	NA	40.07	359.11	841.35
181	2023-03-30	38.42	334.69	866.81	38	310.58	855.94	36.94	331.89	837.55	NA	NA	NA	40.13	359.45	842.39
182	2023-03-31	38.43	334.81	867.53	38.11	311.33	858.11	37.29	333.42	842.59	36.77	300.74	782.18	40.5	361.43	849.2
183	Prescribed Standards	0-50	0-450	-	0-50	0-450	-	0-50	0-450	-	0-50	0-450	-	0-50	0-450	-
184	Maximum Value	38.92	337.36	876.23	43.51	403.36	876.36	37.96	336.67	852.9	40.13	354.03	902.3	41.08	364.15	858.05
186	Minimum Value	12.49	112.02	283.23	26.18	213.43	588.83	18.69	174.27	434.5	6.91	64.29	148.87	12.39	107.93	248.41
188	Geometric Mean	36.80	325.49	837.02	39.27	347.04	843.85	35.81	325.50	818.50	37.18	318.40	798.48	39.01	352.66	822.59
193	Data Availability %	100	100	100	100	100	100	100	100	100	100	100	100	100	100	100

NA - Data not available due to Unit under shutdown.

Monthly Abstract of Ash Generation and Utilization
(For the Period from 1st April, 2022 to 31st March, 2023)

Name of Power Utility / Company : Tiroda - TPPName of Thermal Power Plant: Adani Power Limited, Tiroda

Installed Capacity (Total): 3300 MW

PERIOD OF REPORT - 1st April 2022 to 31st March 2023

ASH GENERATION AND UTILIZATION (in LMT)							MODE OF ASH UTILIZATION AND UTILIZATION IN EACH MODE (in LMT)										
Sl. No.	Month	Coal consumed	Ash content of coal	Ash Generation	Ash Utilization	% age Utilization	Fly ash based products viz. bricks, blocks, tiles, fibre cement sheets, pipes, boards, panels;	Cement manufacturing, ready mix concrete;	Construction of road and fly over embankment, Ash and Geopolymer based construction material;	Construction of dam	Filling up of low lying area;	Filling of mine voids;	Manufacturing of sintered or cold bonded ash aggregate	Agriculture in a controlled manner based on soil testing;	Construction of shoreline protection structures in coastal districts;	Export of ash to other countries;	Any other eco friendly purpose as notified from time to time. (Cenosphere & Fine Ash)
(1)	(2)	(3)	(4)	(5)	(6)	(7)	(8)	(9)	(10)	(11)	(12)	(13)	(14)	(15)	(16)	(17)	(18)
1	APRIL-2022	13.15268	31.60	4.15625	3.01508	72.54	0.15871	0.64713	0.18594	-	1.99727	0.01713	-	-	-	-	0.00890
2	MAY-2022	12.80094	32.20	4.12190	3.10294	75.28	0.15502	0.74544	0.18119	-	1.99437	0.01782	-	-	-	-	0.00910
3	JUNE-2022	12.87066	31.10	4.00278	2.83233	70.76	0.12882	0.86118	0.15872	-	1.66198	0.01141	-	-	-	-	0.01023
4	JULY-2022	10.33320	32.20	3.32729	1.80009	54.10	0.05702	1.30969	0.00000	-	0.42132	0.00580	-	-	-	-	0.00626
5	AUGUST-2022	10.82880	31.30	3.38941	1.99311	58.80	0.04689	1.75233	0.00045	-	0.16410	0.02096	-	-	-	-	0.00837
6	SEPTEMBER-2022	12.65913	31.70	4.01295	1.91998	47.84	0.11805	1.52202	0.00040	-	0.24955	0.02030	-	-	-	-	0.00967
7	OCTOBER-2022	11.15956	32.90	3.67150	2.35725	64.20	0.13634	1.45388	0.00000	-	0.74119	0.01614	-	-	-	-	0.00971
8	NOVEMBER-2022	12.63345	33.10	4.18167	3.79262	90.70	0.14500	1.49290	0.02878	-	2.10014	0.01282	-	-	-	-	0.01299
9	DECEMBER-2022	11.01978	33.60	3.70265	4.92861	133.11	0.16576	1.64321	0.19896	-	2.70746	0.20322	-	-	-	-	0.01000
10	JANUARY-2023	11.60927	32.40	3.76140	5.16819	137.40	0.23110	1.60823	0.30278	-	2.67637	0.34109	-	-	-	-	0.00862
11	FEBRUARY-2023	12.82380	31.50	4.03950	4.41238	109.23	0.21117	1.31519	0.34698	-	2.45184	0.07771	-	-	-	-	0.00949
12	MARCH-2023	13.22564	30.40	4.02059	4.48328	111.51	0.15230	1.44559	0.18310	-	2.21089	0.47943	-	-	-	-	0.01197
TOTAL		145.11692	31.97%	46.38788	39.80585	85.81%	1.70618	15.79677	1.58729	-	19.37648	1.22383	-	-	-	-	0.11531

Note: (i) Ash means all types of ash including Fly Ash, bottom Ash and Pond Ash etc

(ii) Quantity of ash may be provided in Lakh Metric Ton (LMT) upto five decimal places

(iii) Ash utilisation in Column (6) shall be equal to summation of modes of ash utilisation in each mode i.e. summation of column (8) to column (18)

Groundwater Recharge through Rainwater Harvesting -at Tiroda TPP of APL

Sr. No.	Month	Rainfall (mm)	Rainwater Harvesting (m ³)
1	April - 22	2.0	0.73
2	May - 22	8.4	3.07
3	June - 22	240.6	87.92
4	July - 22	1116	407.79
5	August - 22	990.4	361.89
6	September - 22	198.7	72.60
7	October - 22	64.5	23.57
Total		2620.6	957.57

Rainwater Harvesting Structure within plant premises

ADANI POWER LIMITED, TIRORA

GREEN BELT & PLANTATION DETAILS

- **Total Area Covered:** 258 HA
- **Tree Planted:** 5,73,436 Nos.
- **Shrubs Planted:** 59884 Sq. Meter
- **Green Carpet:** 3,22,194 Sq. Meter

Plant & Shrubs Species used for Green Belt Development

Shrubs	Tree Species
Bogunvellia	Psidium guavajava (Amarud)
Rose	Punica granatum (Anar)
Furcaria	Manilkara zapota (Chikoo)
Cassia biflora	Phyllanthus emblica (Aonla)
Lagerstromia indica	Tamarindus indica (Imali)
Shrubs	Mangifera indica (Mango)
Flower Beds.	Lemon
Lawn	Carissa carandas
Exora Tall	Bottle Brush
Golden Ficus	Casuarina
Ficus panda	Samania saman
Group plants	Ficus religeosa
Nerium Bell (Yellow Ghanti Kanher)	Casia siamia
Hibiscus	Bauhinia purpuria
Musanda	Ficus bengalensis
Nolino	Delonix regia
Furcaria	Azadiracta Indica
Junifer	Spathodia
Ficus Golden	Peltaphorum
Ficus blackiana	Delonix regia
Headge	Acacia auriculiformis
	Jackranda
	Peltaphorum
	Neolamarckia cadamba
	Palms (Coconut, Fistal palm, Royal Palm, etc)
	Ficus Golden
	Rain Tree
	Mimusops elengii
	Cassia fistula
	Tectona grandis (Teak)
	Wad (Bargad)
	Peepal
	Neem
	Bamboo
	Satparni
	Gulmohar
	Australian babul
	Conocapus
	Eucalyptus

ADANI POWER LIMITED, TIRORA



ADANI POWER LIMITED, TIRORA



ADANI POWER LIMITED, TIRORA



ADANI POWER LIMITED, TIRORA



ADANI POWER LIMITED, TIRORA



ADANI POWER LIMITED, TIRORA



ADANI POWER LIMITED, TIRORA




ADANI POWER LIMITED, TIRORA



ADANI POWER LIMITED, TIRORA



ADANI POWER LIMITED, TIRORA



ADANI POWER LIMITED, TIRORA



ADANI POWER LIMITED, TIRORA



ADANI POWER LIMITED, TIRORA





H. O. : B-1003, Enviro House, 10th Floor, Western Edge II, Western Express Highway, Borivali (E), Mumbai - 400 066.
• Tel. : +91 22 2854 1647 / 48 / 49 / 67 / 68 • E-mail : info@eaepl.com • Website : www.eaepl.com

ENV/SWT/2022-23/145

Date: 20.03.2023

ISSUED TO:

M/s ADANI POWER MAHARASHTRA LIMITED

Plot no. - A1, Tirora Growth Center, MIDC, Tirora,

Dist.: Gondia, Maharashtra – 441 911. India

Sample Particulars : Fly Ash Sample

Sample Registration Date	: 11.03.2023	Analysis Starting Date	: 13.03.2023
Quantity received	: 2 kg	Analysis Completion Date	: 20.03.2023
Sample Type:	: Solid Waste	Sampled by	: EAEPL Representative

Toxicity Characteristic Leaching Procedure (TCLP)

TEST RESULTS

Sr. No.	Test Parameters	Measurement Unit	Results
1	Alumina (as Al ₂ O ₃)	% by mass	23.8
2	Iron Oxide (as Fe ₂ O ₃)	% by mass	5.14
3	Silica (as SiO ₂)	% by mass	52.7
4	Reactive Silica	% by mass	0.011
5	Magnesium Oxide (as MgO)	% by mass	1.47
6	Sulphur Trioxide (as SO ₃)	% by mass	0.043
7	Alkalies (as Na ₂ O)	% by mass	3.11
8	Chloride (as Cl)	% by mass	0.021
9	Loss on ignition (as LOI)	% by mass	0.033
10	Cadmium	mg/kg	0.13
11	Chromium	mg/kg	3.17
12	Arsenic	mg/kg	0.835
13	Mercury	mg/kg	0.041
14	Selenium	mg/kg	Nil
15	Cyanide	mg/kg	Nil
16	Cobalt	mg/kg	13.4
17	Copper	mg/kg	12.7
18	Lead	mg/kg	2.16
19	Molybdenum	mg/kg	Nil
20	Nickel	mg/kg	11.9
21	Tin	mg/kg	Nil

For Enviro Analysts & Engineers Pvt. Ltd.

Authorized Signatory

Nagpur Branch :
Shiv Kunj, Bunglow No. 65,
Old Verma Layout, Ambazari,
Nagpur - 440 010.
Tel. : 0712 - 2241 835,
Telefax : 0712 - 2241 836

Pune Branch:
Flat No. 11,
Tarankit Co. Op. Hsg. Soc. Ltd.,
City S. No. 209, B/1, Sadashiv Peth,
L. B. S. Road, Nr. Dnyanal Mangal Hall,
Pune - 411 030.
Tel. : 020-2432 4444

Lab :
Row House No. 2, Shalom Garden,
Opp. Kanakia College,
100 Feet Kanakia Road,
Mira Road (East), Thane - 401 107.
Tel. : 022-2811 6442

Workshop :
Plot No. E - 122,
MIDC Tarapur,
Boisar,
Dist. - Thane - 401 506.





H. O. : B-1003, Enviro House, 10th Floor, Western Edge II, Western Express Highway, Borivali (E), Mumbai - 400 066.
• Tel. : +91 22 2854 1647 / 48 / 49 / 67 / 68 • E-mail : info@eaepl.com • Website : www.eaepl.com

Page 2 of 2

ENV/SWT/2022-23/145

Date: 20.03.2023

ISSUED TO:

M/s ADANI POWER MAHARASHTRA LIMITED

Plot no. - A1, Tirora Growth Center, MIDC, Tirora,

Dist.: Gondia, Maharashtra – 441 911. India

Sample Particulars : Fly Ash Sample

Sample Registration Date	: 11.03.2023	Analysis Starting Date	: 13.03.2023
Quantity received	: 2 kg	Analysis Completion Date	: 20.03.2023
Sample Type:	: Solid Waste	Sampled by	: EAEPL Representative

Toxicity Characteristic Leaching Procedure (TCLP)

Sr. No.	Test Parameters	Measurement Unit	Results
22	Barium	mg/kg	68.12
23	Calcium	mg/kg	121968
24	Iron	mg/kg	35928.6
25	Zinc	mg/kg	57.2
26	Aluminium	mg/kg	125902
27	Manganese	mg/kg	8.14
28	Antimony	mg/kg	Nil
29	Beryllium	mg/kg	Nil

Note: 1. Results relate to tested sample only.
2. Test report should not be reproduced partially.

REMARKS: Based upon request of party, sample was tested for above mentioned parameters only.

For Enviro Analysts & Engineers Pvt. Ltd.

Authorized Signatory

Nagpur Branch :
Shiv Kunj, Bungalow No. 65,
Old Verma Layout, Ambazari,
Nagpur - 440 010.
Tel. : 0712 - 2241 835,
Telefax : 0712 - 2241 836

Pune Branch:
Flat No. 11,
Tarankit Co. Op. Hsg. Soc. Ltd.,
City S. No. 209, B/1, Sadashiv Peth,
L. B. S. Road, Nr. Dnyanal Mangal Hall,
Pune - 411 030.
Tel. : 020-2432 4444

Lab :
Row House No. 2, Shalom Garden,
Opp. Kanakia College,
100 Feet Kanakia Road,
Mira Road (East), Thane - 401 107.
Tel. : 022-2811 6442

Workshop :
Plot No. E - 122,
MIDC Tarapur,
Boisar,
Dist. - Thane - 401 506.





H. O. : B-1003, Enviro House, 10th Floor, Western Edge II, Western Express Highway, Borivali (E), Mumbai - 400 066.
• Tel. : +91 22 2854 1647 / 48 / 49 / 67 / 68 • E-mail : info@eaepl.com • Website : www.eaepl.com

Page 1 of 2

ENV/SWT/2022-23/145 /1

Date: 20.03.2023

ISSUED TO:

M/s ADANI POWER MAHARASHTRA LIMITED

Plot no. - A1, Tirora Growth Center, MIDC, Tirora,

Dist.: Gondia, Maharashtra – 441 911. India

Sample Particulars : Pond Ash Sample

Sample Registration Date	: 11.03.2023	Analysis Starting Date	: 13.03.2023
Quantity received	: 2 kg	Analysis Completion Date	: 20.03.2023
Sample Type:	: Solid Waste	Sampled by	: EAEPL Representative

Toxicity Characteristic Leaching Procedure (TCLP)

TEST RESULTS

Sr. No.	Test Parameters	Measurement Unit	Results
1	Alumina (as Al ₂ O ₃)	% by mass	22.42
2	Iron Oxide (as Fe ₂ O ₃)	% by mass	4.96
3	Silica (as SiO ₂)	% by mass	55.81
4	Reactive Silica	% by mass	0.015
5	Magnesium Oxide (as MgO)	% by mass	1.11
6	Sulphur Trioxide (as SO ₃)	% by mass	0.053
7	Alkalies (as Na ₂ O)	% by mass	2.98
8	Chloride (as Cl)	% by mass	0.043
9	Loss on ignition (as LOI)	% by mass	0.041
10	Cadmium	mg/kg	0.127
11	Chromium	mg/kg	2.88
12	Arsenic	mg/kg	0.73
13	Mercury	mg/kg	0.026
14	Selenium	mg/kg	Nil
15	Cyanide	mg/kg	Nil
16	Cobalt	mg/kg	11.72
17	Copper	mg/kg	14.28
18	Lead	mg/kg	2.94
19	Molybdenum	mg/kg	Nil
20	Nickel	mg/kg	13.71
21	Tin	mg/kg	Nil

For Enviro Analysts & Engineers Pvt. Ltd.

Authorized Signatory

Nagpur Branch :
Shiv Kunj, Bungalow No. 65,
Old Verma Layout, Ambazari,
Nagpur - 440 010.
Tel. : 0712 - 2241 835,
Telefax : 0712 - 2241 836

Pune Branch:
Flat No. 11,
Tarankit Co. Op. Hsg. Soc. Ltd.,
City S. No. 209, B/1, Sadashiv Peth,
L. B. S. Road, Nr. Dnyanal Mangal Hall,
Pune - 411 030.
Tel. : 020-2432 4444

Lab :
Row House No. 2, Shalom Garden,
Opp. Kanakia College,
100 Feet Kanakia Road,
Mira Road (East), Thane - 401 107.
Tel. : 022-2811 6442

Workshop :
Plot No. E - 122,
MIDC Tarapur,
Boisar,
Dist. - Thane - 401 506.





H. O. : B-1003, Enviro House, 10th Floor, Western Edge II, Western Express Highway, Borivali (E), Mumbai - 400 066.
• Tel. : +91 22 2854 1647 / 48 / 49 / 67 / 68 • E-mail : info@eaepl.com • Website : www.eaepl.com

Page 2 of 2

ENV/SWT/2022-23/145 /1

Date: 20.03.2023

ISSUED TO:

M/s ADANI POWER MAHARASHTRA LIMITED

Plot no. - A1, Tirora Growth Center, MIDC, Tirora,

Dist.: Gondia, Maharashtra – 441 911. India

Sample Particulars : Pond Ash Sample

Sample Registration Date	: 11.03.2023	Analysis Starting Date	: 13.03.2023
Quantity received	: 2 kg	Analysis Completion Date	: 20.03.2023
Sample Type:	: Solid Waste	Sampled by	: EAEPL Representative

Toxicity Characteristic Leaching Procedure (TCLP)

TEST RESULTS

Sr. No.	Test Parameters	Measurement Unit	Results
22	Barium	mg/kg	83.5
23	Calcium	mg/kg	127512
24	Iron	mg/kg	34670.4
25	Zinc	mg/kg	53.2
26	Aluminium	mg/kg	118602
27	Manganese	mg/kg	6.36
28	Antimony	mg/kg	Nil
29	Beryllium	mg/kg	Nil

Note: 1. Results relate to tested sample only.
2. Test report should not be reproduced partially.

REMARKS: Based upon request of party sample was tested for above mentioned parameters only.

For Enviro Analysts & Engineers Pvt. Ltd.

Authorized Signatory

Nagpur Branch :
Shiv Kunj, Bungalow No. 65,
Old Verma Layout, Ambazari,
Nagpur - 440 010.
Tel. : 0712 - 2241 835,
Telefax : 0712 - 2241 836

Pune Branch:
Flat No. 11,
Tarankit Co. Op. Hsg. Soc. Ltd.,
City S. No. 209, B/1, Sadashiv Peth,
L. B. S. Road, Nr. Dnyanal Mangal Hall,
Pune - 411 030.
Tel. : 020-2432 4444

Lab :
Row House No. 2, Shalom Garden,
Opp. Kanakia College,
100 Feet Kanakia Road,
Mira Road (East), Thane - 401 107.
Tel. : 022-2811 6442

Workshop :
Plot No. E - 122,
MIDC Tarapur,
Boisar,
Dist. - Thane - 401 506.





H. O. : B-1003, Enviro House, 10th Floor, Western Edge II, Western Express Highway, Borivali (E), Mumbai - 400 066.
• Tel. : +91 22 2854 1647 / 48 / 49 / 67 / 68 • E-mail : info@eaepl.com • Website : www.eaepl.com

Page 1 of 2

ENV/SWT/2022-23/145/2

Date: 20.03.2023

ISSUED TO:

M/s ADANI POWER MAHARASHTRA LIMITED

Plot no. - A1, Tirora Growth Center, MIDC, Tirora,

Dist.: Gondia, Maharashtra – 441 911. India

Sample Particulars : Bottom Ash Sample

Sample Registration Date	: 11.03.2023	Analysis Starting Date	: 13.03.2023
Quantity received	: 2 kg	Analysis Completion Date	: 20.03.2023
Sample Type:	: Solid Waste	Sampled by	: EAEPL Representative

Toxicity Characteristic Leaching Procedure (TCLP)

TEST RESULTS

Sr. No.	Test Parameters	Measurement Unit	Results
1	Alumina (as Al ₂ O ₃)	% by mass	18.46
2	Iron Oxide (as Fe ₂ O ₃)	% by mass	4.57
3	Silica (as SiO ₂)	% by mass	47.28
4	Reactive Silica	% by mass	0.011
5	Magnesium Oxide (as MgO)	% by mass	1.36
6	Sulphur Trioxide (as SO ₃)	% by mass	0.057
7	Alkalies (as Na ₂ O)	% by mass	2.84
8	Chloride (as Cl)	% by mass	0.062
9	Loss on ignition (as LOI)	% by mass	0.029
10	Cadmium	mg/kg	0.127
11	Chromium	mg/kg	3.14
12	Arsenic	mg/kg	0.22
13	Mercury	mg/kg	0.016
14	Selenium	mg/kg	Nil
15	Cyanide	mg/kg	Nil
16	Cobalt	mg/kg	11.60
17	Copper	mg/kg	13.75
18	Lead	mg/kg	4.08
19	Molybdenum	mg/kg	Nil
20	Nickel	mg/kg	14.7
21	Tin	mg/kg	Nil

For Enviro Analysts & Engineers Pvt. Ltd.

Authorized Signatory

Nagpur Branch :
Shiv Kunj, Bungalow No. 65,
Old Verma Layout, Ambazari,
Nagpur - 440 010.
Tel. : 0712 - 2241 835,
Telefax : 0712 - 2241 836

Pune Branch:
Flat No. 11,
Tarankit Co. Op. Hsg. Soc. Ltd.,
City S. No. 209, B/1, Sadashiv Peth,
L. B. S. Road, Nr. Dnyanal Mangal Hall,
Pune - 411 030.
Tel. : 020-2432 4444

Lab :
Row House No. 2, Shalom Garden,
Opp. Kanakia College,
100 Feet Kanakia Road,
Mira Road (East), Thane - 401 107.
Tel. : 022-2811 6442

Workshop :
Plot No. E - 122,
MIDC Tarapur,
Boisar,
Dist. - Thane - 401 506.





H. O. : B-1003, Enviro House, 10th Floor, Western Edge II, Western Express Highway, Borivali (E), Mumbai - 400 066.
• Tel. : +91 22 2854 1647 / 48 / 49 / 67 / 68 • E-mail : info@eaepl.com • Website : www.eaepl.com

Page 2 of 2

ENV/SWT/2022-23/145/2

Date: 20.03.2023

ISSUED TO:

M/s ADANI POWER MAHARASHTRA LIMITED

Plot no. - A1, Tirora Growth Center, MIDC, Tirora,

Dist.: Gondia, Maharashtra – 441 911. India

Sample Particulars : Bottom Ash Sample

Sample Registration Date	: 11.03.2023	Analysis Starting Date	: 13.03.2023
Quantity received	: 2 kg	Analysis Completion Date	: 20.03.2023
Sample Type:	: Solid Waste	Sampled by	: EAEPL Representative

Toxicity Characteristic Leaching Procedure (TCLP)

TEST RESULTS

Sr. No.	Test Parameters	Measurement Unit	Results
22	Barium	mg/kg	68.7
23	Calcium	mg/kg	123881
24	Iron	mg/kg	31944.3
25	Zinc	mg/kg	55.7
26	Aluminium	mg/kg	97653.4
27	Manganese	mg/kg	7.68
28	Antimony	mg/kg	Nil
29	Beryllium	mg/kg	Nil

Note: 1. Results relate to tested sample only.
2. Test report should not be reproduced partially.

REMARKS: Based upon request of party sample was tested for above mentioned parameters only.

For Enviro Analysts & Engineers Pvt. Ltd.

Authorized Signatory

Nagpur Branch :
Shiv Kunj, Bungalow No. 65,
Old Verma Layout, Ambazari,
Nagpur - 440 010.
Tel. : 0712 - 2241 835,
Telefax : 0712 - 2241 836

Pune Branch:
Flat No. 11,
Tarankit Co. Op. Hsg. Soc. Ltd.,
City S. No. 209, B/1, Sadashiv Peth,
L. B. S. Road, Nr. Dnyanal Mangal Hall,
Pune - 411 030.
Tel. : 020-2432 4444

Lab :
Row House No. 2, Shalom Garden,
Opp. Kanakia College,
100 Feet Kanakia Road,
Mira Road (East), Thane - 401 107.
Tel. : 022-2811 6442

Workshop :
Plot No. E - 122,
MIDC Tarapur,
Boisar,
Dist. - Thane - 401 506.





2022-23

Annual Progress Report - Tirora



Apurva Patil

4/1/2023

Table of Contents

Preface.....	2
Message from Business Head.....	4
Demographic Profile.....	5
Executive Summary	7
1.1 Education.....	9
1.2 Community Health	15
1.3 Sustainable Livelihood Development.....	21
1.4 Community Infrastructure Development.....	32
1.5 Special Programs	37
1.6 Case stories.....	47
1.7 Media coverage.....	53
1.8 Appreciation letter from stakeholder(s).....	54
1.9 Beneficiaries count.....	55
Adani Foundation team	57

Preface

Adani Foundation has been working towards the sustainable development and inclusive growth of communities in Tirora since 2010. Initially, the foundation started with medical services, education, and rural development work for the welfare of the local population. Later, by identifying the needs and scope of the area, foundation started working under four verticals: Education, Health, Sustainable Livelihood Development and Community Infrastructure Development. Adani Foundation has achieved several significant milestones in its journey toward sustainable development. The education initiative "Aamchi Shala Aadarsha Shala" has been received well by the communities, reaching up to all 422 schools and 57,447 students in the district. The initiative received an Appreciation Certificate from Zilha Parishad, Gondia for the best education initiatives - providing essential facilities at various schools of Tiroda Taluka, and also won the Stakeholder Engagement Award at the Corporate Social Responsibility Summit organized by UBS Forum in the Category Stakeholder Engagement. Up to now, 33 students have been selected for various Government departments' Pre-police and army training programs. The community health program provides essential health services and medical care to underprivileged communities, benefiting over 3.76 Lacs patients. Under our Sustainable livelihood development programme, the Anuradha dairy development project by TFPCL (Tirora Farmer Producer Company Ltd.) brought a much-needed professional approach to the dairy business, more than 1072 dairy farmers are associated with Anuradha dairy. Also helping women's empowerment by generating income sources. For the expansion started, the work of a 30 kl milk chilling plant and 90 DSK will create employment for 450 to 500 SHG, youth, and women and benefit 3000 dairy farmers. The Organic farming practices are benefiting 10,187 farmers. 70 SHG women generated income through the Income generation initiative Lac bangle making, mushroom cultivation, and Agarbatti making. The sustainable livelihood development initiatives received the 'Best Overall Sustainable Performance' National CSR Award in recognition of APML's

active role in strategic sustainable development and solving pressing issues of society.

Community infrastructure work has significantly enhanced the quality of life in villages. Up to now, we have done 11.00 Lacs CUM water conservation work in surrounding, benefitting over 11639 acres of land & 4902 farmers. This initiative received an Appreciation Certificate for Water Conservation- Jalyukta Shivar Work - by Guardian Minister, Gondiya, and Government of Maharashtra.

Overall, Adani Foundation has made significant progress in its efforts towards sustainable development of life for the local population in Tirora.

Message from Business Head

For over a year now, the foundation has endeavored to achieve positive change in the lives of many, especially those subsisting on the margins. These efforts are at the heart of our core philosophy to create sustainable opportunities for social transformation.

Adani Foundation Tirora has been actively involved in enhancing the lives of communities in the areas we operate by focusing on Education, Community Health, Sustainable Livelihood Development, and Community Infrastructure Development. Over the past year, we have reached out to more than 1, 30,972 beneficiaries across these sectors, consistently working to create a positive impact through various programs and initiatives.

Our initiative aims to improve the quality of education in rural areas and has been well-received by the communities. We offering local youth's opportunities to achieve their goals and contribute to society. We are reaching out to thousands of needy people. By providing essential health services and medical care to underprivileged communities. Our foundation is also committed to sustainable livelihood development, and through our programs we have been working to create an ecosystem of growth in the community. Success in establishing sustainable resources in multiple villages demonstrates our unwavering commitment to community infrastructure development initiative.

Looking ahead, the Adani Foundation Tirora remains dedicated to making a positive difference in the communities we operate in. We are committed to a future where people are self-reliant and empowered, and we will work tirelessly towards this goal through our various initiatives and programs. We express our gratitude to all those who have supported us thus far, and we eagerly anticipate a future that is both bright and prosperous for everyone.



Mr. Kanti Biswas

Demographic Profile

Business Unit	Adani Foundation
<p>Adani Power Maharashtra Limited, situated in the state of Maharashtra, India, is the largest coal-based Thermal Power Plant in the region. With its five units of 660 MW capacity, the plant has the potential to generate 3300 MW power. The first unit of the plant was commissioned on 28th August 2012 and subsequently other units were commissioned. The plant achieved full capacity with the commissioning of Unit V on 11th October 2014. The primary plant is divided into three interconnected structures: the boiler, turbine building, and integrated control and electrical building. It is located at MIDC Growth Centre, Tiroda in Dist. Gondia. The latest environmental management technology is employed at Tiroda, and it has been registered under CDM by UNFCCC. The plant has a long-term Power Purchase Agreement (PPA) with Maharashtra State for 3085 MW.</p>	<p>Gondia district is identified as economically weaker district in Maharashtra state basically it is known as Rice city due to the suitable weather for paddy and mono-crop production of rice in all over the district. Tirora is one of the Taluka in Gondia district with including 123 villages and a town under the Taluka. Total area of tirora tehsil is 623 km² from which 607.24 km² is rural.</p> <p>Adani Foundation has been undertaking CSR activities in 64 villages and hamlets near the power plant project site. As per the Census of 2011, the total population of these villages is 130972, comprising 65349 males and 65623 females. The sex ratio is therefore 996 females per 1000 males. There are 29846 households in these villages, and the age-wise distribution of the population is 9.17% in the 0-6 age group, 12.91% in the 6-14 age group, 59.50% adults, and 18.42% elderly.</p> <p>Most of the population engaged in agriculture-based seasonal work, and only few farmers are able to cultivate a second crop in a year. Due to this, people migrate out of the district and state for work. Women and elderly individuals are more vulnerable due to restrictions on migration and rely on earning members of the family to meet their needs.</p> <p>Although there are 87 public schools and 40 other schools in the area, most public schools lack proper infrastructure and an adequate number of teachers. Due to a lack of awareness and the socio-economic</p>

The power is transported through one dedicated 400KV double circuit 219KM Tirora-Warora transmission line and two 765 KV Tiroda-Aurangabad 630KM long transmission lines.

condition of families, many youths drop out after the 12th grade. The average literacy rate in these villages is 93.30%, with a male literacy rate of 96.46% and a female literacy rate of 90.16%.

Over the last six years, the average birth rate has been 13.46, and the death rate has been 5.90 in the Tirora block and surrounding villages. Qualified medical practitioners are primarily located in towns and larger villages, with quack doctors serving rural areas. Traditional practices by local Babas are also observed in some villages.

Observing the overall demographic condition of the residents of the APML vicinity villages, the Adani Foundation is committed to improving the living standards of the community.

Executive Summary

Since 2010, Adani Foundation's CSR wing has been working towards sustainable development and inclusive growth in Tirora, Maharashtra. By operating in Education, Community Health, Sustainable Livelihood Development, and Community Infrastructure Development, the foundation has made remarkable contributions toward achieving several Sustainable Development Goals. This report presents the extensive coverage, significant impact on people's lives, and transformative work done through our diverse initiatives in the Tirora block.

The foundation's education initiatives have helped achieve SDG-4, which focuses on quality education for all. 'Aamchi Shala Adarsh Shala' initiative enhanced the standard of Zilla parishad school and significantly improved the quality of the, particularly in the Gondia district. This year we reached up to 57,447 upper primary Z.P students. Pre-police Training of Youths for Army and Police services is significantly impacting the lives of aspiring candidates from the Gondia district; this year, up to now, 33 students have been selected in various departments.

Through the health programs, we have provided free healthcare services to nearby villagers through Mobile Healthcare Units, General medical health camps, Health Awareness campaigns, Multi-Specialty Health Checkup Camps, and Cancer Screening camps, all these initiative benefited to 84,813 villagers, thereby contributing towards achieving SDG-3. This year, we supported life-saving drugs to 40 Thalassemia patients, providing access to quality essential healthcare services and affordable essential medicines.

Sustainable Livelihood Development initiatives have directly and indirectly helped achieve SDG-2, SDG-5, and SDG-8 by providing income generation, employment, and women's empowerment opportunities. The dairy development and animal husbandry programs have helped 3504 farmers increase their income by improving their livestock management practices, producing high-quality milk, and creating

employment opportunities for 9 local youths, women and 72 women SHG members. Organic farming practices adopted by tribal women farmers of Ghoti village have helped increase agricultural production and income, generated income sources within the village, and increased soil fertility, making them financially independent and contributing to the economic development of their communities. Additionally, SHGs' income generation activities, such as Lac Bangles, Mushroom Production, and Agarbatti Making, have provided women opportunities to gain new skills and start their businesses, preserving traditional crafts and techniques.

The community infrastructure development initiatives have significantly impacted people's lives in communities. Adani Foundation completed water conservation work, (increase additional storage capacity 12,078 CUM in Ghoti village pond), drinking water facilities, and construction of CC roads, and sitting benches in the surrounding villages, contributing to increased agricultural productivity, improved health and hygiene, transportation, and communication within and between communities, and overall development of the community.

Through sustained efforts, Adani Foundation has made a remarkable impact on people living in the periphery villages of APML. Their initiatives have brought about a positive change and contributed significantly towards achieving various Sustainable Development Goals. The foundation has been instrumental in bringing sustainable and inclusive growth to communities. Adani Foundation's unwavering commitment to social welfare has genuinely transformed the lives of many, making a meaningful impact on their journey towards a better future.

1.1 Education

❖ Pre- Training of Youths for Army and Police services

In the Gondia district, many local youths aspire to join the police or army, but they face a major hurdle due to a lack of professional coaching and physical training. These aspiring candidates are often unfamiliar with the syllabus pattern of theoretical exams and physical fitness criteria, leading to a poor selection rate.

To address this issue and support local youths, the Adani Foundation has launched a program aimed at helping young individuals who aspire to careers in the Army, Forest, and

Police services. The program is designed to equip these candidates with the necessary knowledge and skills for physical tests and theoretical exams.

In collaboration with the police department and Security Dept. APML, the foundation, has launched a three-month "Pre-Training of Youths for Army and Police

Services" program to transform young candidates into physically fit, academically proficient, and mentally strong individuals. The program is focused on building confidence and instilling the ability to face any challenges that come their way. Since its inception in 2019, the program has



trained 300 students every year in three batches, providing physical and theoretical training to 1250 youths thus far. This year, the program facilitated the selection 13 students in various departments such as the Army, MSF, BSF, CISF, and Railways. Overall, this program significantly impacts the lives of aspiring candidates from the Gondia district, providing them access to professional coaching and training previously lacking in their community.

Impact

- The positive response from local youths has prompted the foundation to regularize the program since 2020.
- This Year 300 youths benefited from this programme.
- This year, 13 students have been selected for the Army, MSF, BSF, CISF, and Railway departments.
- To date, 33 students have been set up in different departments.



❖ Aamchi Shala Aadrash Shala

To improve the quality of education in Government schools and foster community engagement, the Adani Foundation has launched the "Aamchi Shala Aadrash Shala" competition in collaboration with the District Education department. This initiative is designed to motivate and rejuvenate Government schools in various districts.

The competition is based on 59 parameters under six heads that cover all aspects required to enhance the standard of a school. It has been implemented since 2016-17, starting with 19 Zillah Parishad schools in the Tirora block.


In the financial year 2022-23, the competition has expanded to include all 422 Upper Primary schools from the Gondia district. This has resulted in the participation of 57,447 students, and the competition continues to impact the education system in the region positively.



Overall, the "Aamchi Shala Aadrash Shala" competition is a unique community engagement initiative that significantly improves the quality of education in Government schools, particularly in the Gondia district

- 422 Schools were evaluated based on the program parameters by evaluation committees.

- Felicitated and awarded: 3 district winners and 16 1st and 2nd schools from the block.
- Even though government authorities are also honored for their valuable contribution to successful implementation.



Impact

Competition has achieved significant milestones in improving government schools. Firstly, there has been an increase in stakeholder engagement and community contribution towards the schools, indicating a growing sense of responsibility and ownership towards the education system and also focused on improving the quality of education in the schools, resulting in better academic results for the students. This has led to an increase in the retaining rate of students and new enrolments in government schools. Additionally, the schools have taken significant steps towards improving the infrastructure and providing student better water and sanitation facilities. Furthermore, the community has increased its monetary contribution towards the government schools, reflecting a growing commitment towards education; this competition has encouraged school teachers, leading to better motivation and dedication towards their work. These achievements highlight the competition's positive impact on the education system and the community. This program is like a people's movement now.



❖ Support for Archery coaching academy for tribal students

To promote sportsmanship and cultivate interest in archery among the youth, an Archery Coaching Academy has been established named Adani and Tribal Development Department (A&TDD) Archery Coaching Academy at Majjitpur, with the support of the Tribal Development Department. The academy is aimed at nurturing the innate talents of tribal students and creating awareness of sports skills in them.

Currently, the Archery Coaching Academy is coaching 38 students of Majitpur tribal school. The academy is dedicated to developing archery skills, focusing on creating enthusiasm and interest in the sport.

The Archery Coaching Academy is making a valuable contribution to developing sports skills among tribal students. It is helping to create enthusiasm and interest in the sport of archery. The initiative is a step towards promoting a healthy lifestyle and instilling a passion for sports in the next generation.



Impact

- Two students competed in the Under 14 and 17 Archery school state-level tournament in 2023. One student (girl) won a team silver medal in the Under 14 category.
- 8 students won the District level junior Archery competition and qualified for the state-level junior competition 2022-23 organized by the Maharashtra Archery organization and Amyuchar Archery association, Gondia.
- 26 students Participated in the school-level district tournament at Tirora, 23 qualified for the Nagpur Division-level Archery tournament, and 4 students

Played at state level tournament.

- Three students from the archery coaching academy Participated in the 19th senior state-level Archery competition 2023.



❖ **Scholarship Distribution for Meritorious Students.**

Due to low income, most people in the area rely on farming as their primary source of income, and as a result, they can only afford the fees charged by institutions and colleges to educate their children by 10th grade. This has led to students needing help to obtain an education from reputable institutions. To support these students, Adani Foundation has initiated a Scholarship Distribution program to appreciate students who excel academically and encourage other students to excel in their studies and exams. As part of this program, we award a scholarship of Rs. 6,000 per student per year for two years to standard 10th students who score outstanding marks in the SSC exam. In 2022-23, we awarded scholarships to 79 students (39 FY 2021-22 and 40 FY 2022-23) from five villages. This scholarship has motivated merit students, inspired them to work hard, and encouraged other students to do their best in their studies.

1.2 Community Health

❖ Mobile Health Care Unit (MHCU)

In rural areas, people travel long distances to get medical facility assistance from Primary Health Centre (PHC) or Taluka hospital. It is time-consuming and troublesome due to the unavailability of transportation facilities from these villages.



The old age people, women, and children are the most vulnerable group and are susceptible to contracting diseases. This group is generally ignored due to the unavailability of funds or no one to care for them, as the maximum number of people are daily wage workers. As they turn a blind eye when the disease is in the primary stage, it grows into a bigger problem, creating more significant health issues. To cater to this situation, the foundation operates Mobile Health

Care Units (MHCU), providing on-the-spot medical assistance to patients where the medical facility is not readily available. We are running two mobile units collaborating with Help Age India in 50 villages (25 each). Each MHCU consists of MBBS Doctor, Pharmacist, Special Project Officer and Driver cum attendant. The MHCU has a complete set of listed medicines. The MHCUs have become a boon for women, young children, and older people as they can avail themselves of healthcare services at their doorsteps.

Impact

- In FY 2022-2023, 77366 (Male-33235, Female-44131) patients benefitted from the MHCU in Tiroda block. MHCU has become a doorstep health service for 50 villages.

- Villagers are getting medical aid facilities free of cost.

❖ General Medical Health Camp

The Qualified doctors not interested to practice in rural area and somehow the tribal and remote areas no body is interested to provide quality health care services, seeing the health aspect tribal and remote rural areas always deprived due to lack of qualified medical health practitioners, Government started various programmes to provide them essential health care services but most of the tribal and remote area not having communication facilities due to which the residence of these areas always facing the health related issues,

There are a number of tribal villages in Tirora block, located in a remote rural area near the Nagzira National Tiger Reserve, which is the buffer zone and core zone of APML. The health care facilities are also far away from these villages due to poor communication and lack of transportation. In response to the need of villagers in these villages, Adani Foundation and Heal Age India Team have started weekly medical camps for the residents of tribal villages and remote villages in Tirora Block to provide basic health care services to them on a need-based basis.

Adani Foundation committed to facilitate free of cost basic medical services to defeat the health issues. In connect with this 70 general medical camps conducted for tribal and remote rural area villagers in Tirora block.

Impact

- Total 70 general medical camps conducted in 63 villages of Tirora block in which Total 5818 (Male 2498 and Female 3320) benefited by the camps.



- Through the Health camps public awareness has been created among the peoples living in rural area about their health problems and various health issues.
- The symptoms with critical health issues had been identified and referred to specialist medical camps and Government hospitals.

❖ Health Awareness campaigns

Health awareness campaigns' importance lies in allowing people to take accountability for their health. It helps communities with risks and symptoms that may lead to severe health conditions, not only prompts people to take their symptoms seriously but also directs them to relevant health professionals and resources to address their health concerns. Health awareness campaigns enable patients to understand better their health conditions and the options and treatments they can access.

- This year we organized 38 Awareness sessions with 972 women and adolescent girls in 23 villages.

❖ Special Health Camps

Special health camps for women and old age persons conducted by HelpAge India team in Chirekhani and Indora Bk village in which total 484 patients took advantage (Male – 218 & Female -266) of these camps.



❖ Cancer Screening Camp

More than 1.4 million new cancer cases are reported annually in India; our country has an increasing burden of cancer, and most of these cases are reported in the later stage of the disease. This leads to a high mortality rate due to delayed detection of diseases, due to poor infrastructure and low availability of expertise to detect, lack of awareness related to benefits of early detection, lack of information about cancer disease and its treatment, as well as economic backwardness due to inability to take care of patients. To overcome the problem and create awareness in the community for cancer disease. Near the patients. Adani Foundation, along with Rashtrasant Tukadoji Regional Cancer hospital, conducted Two free of cost cancer detection and screening camps for residents of Adani Foundation intervention villages (Kawalewada, Thanegaon) to create awareness to reduce fear of the name of cancer in the community and get the proper and correct information about symptomatic treatment.



Impact

- A total of 115 patients (Kawalewada-51, Thanegaon-64) visited the camp.
- From Kawalewada 51 patients, and Thanegaon 23 patients (Oral cancer), 42 patients (Brest cancer), 42 (Cervical cancer), and 2 patients (Pap smear test) were referred for screening and diagnostic in this camp.
- 3 Suspected patient referred to Rashtrasant Tukadoji Regional Cancer hospital and research institute Nagpur

❖ Support of life saving drugs to Thalassemia patients.

Thalassemia is an inherited blood disorder caused when the body doesn't make enough of a protein called hemoglobin, an essential part of red blood cells. When there isn't enough hemoglobin, the body's red blood cells don't function properly, and they last shorter periods, so fewer healthy red blood cells are traveling in the bloodstream, which may cause damage to organs and lead to death. To overcome the end risk, they require regular daily medicine, which the Government health department is providing free of cost to patients; for the last couple of years Government health department has been unable to offer these live-saving medicine to patients due to this, many patients lay to a dangerous situation, The family of patients are not financially strong to fulfill medicine need of patient regularly is; seeing the present condition and requirement as well as details provided



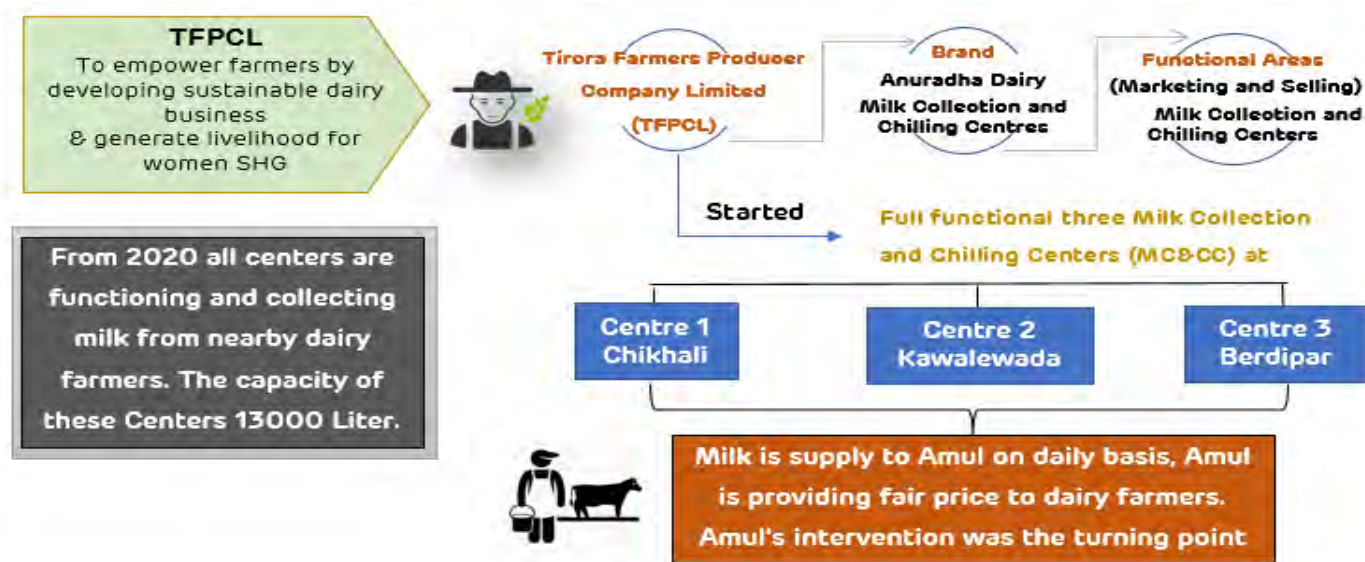
by Gondia Thalassemia Parivar of live-saving medicine for the patients, we have provided live-saving (Defrijet 500) drugs to 40 patients for three month. The aid of live-saving medications will help patients for healthy life and keep them away from danger,



1.3 Sustainable Livelihood Development

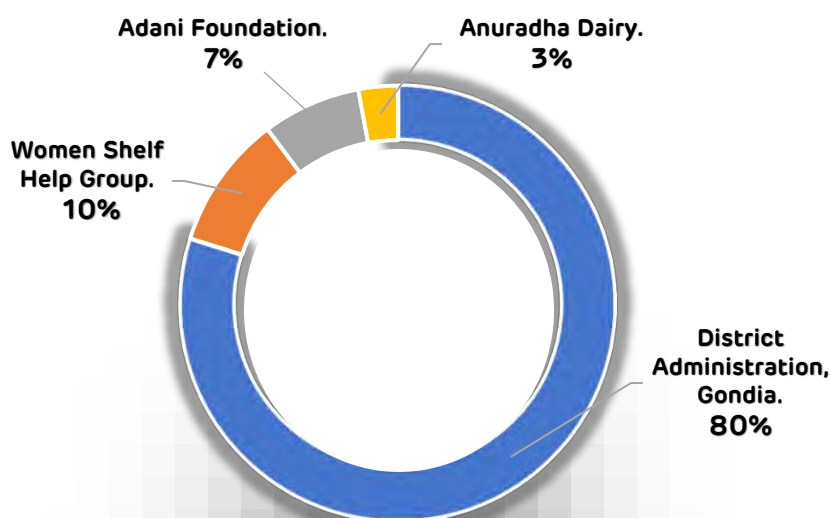
❖ Farmers Producer Company-(FPC) Milk Collection & Chilling Centre (MCC&C)

Farmers in Tirora block depended on the dairy business to sustain their livelihood. However, the unorganized milk collection centers make it difficult for them to get a reasonable price for their milk. This issue has been a major setback for dairy farmers, and many have struggled to make ends meet. To address this problem, Adani Foundation took the initiative to support the local farmers in forming a Tirora Farmer Producer Company Ltd. (TFPCL) and establishing Anuradha dairy. This move has brought a much-needed professional approach to the dairy business, helping the farmers get better prices for their milk and improving their overall economic conditions.



- To reach up to more dairy farmers at the village level and get them a fair milk price, Anuradha Dairy started village-level Dudh Sankalan Kendra (DSK) with the help of Adani Foundation and Mahila Aarthik Vikas Mahamandal (MAVIM). Women SHGs are running 22 DSK at the village level.
- **30 kl** Milk chilling plant and 90 DSK's work is also started.

- This will generate employment for 450 to 500 women SHG, youth, and women.
- Due to this 3000 dairy farmers will get the benefit.



Govt.leverage of 30 KI Milk Chilling Plant

Providing support to Anuradha dairy farmers- To improve the milk quality and maintain the hygiene habits. Adani foundation provide support to Anuradha dairy farmers for purchasing Stainless Steel milk can. In this project 40% amount paid by Anuradha dairy, 30% paid by dairy farmers and 30% amount was paid by Adani foundation.



Impact

- Total 24.29 lakh liters of milk is collected in this FY 2022-23, with a turnover of Rs. 11.41 Crore.
- Farmers are getting reasonable rate of milk as per the FAT, SNF and CLR parameters.

- Farmers are getting Instant receipt of sold milk. And online payment in their bank account at the interval of 10 days cycle.
- More than 1072 dairy farmers are associated with Anuradha dairy; they are getting an additional rate of approximately Rs. 2.5 to 3 / liter.
- The Average daily milk collection is 7000 liters. Monthly turnover is more than Rs. 95.00 Lakhs.
- Increased rural employment opportunities; 72 women got employment.
- Many farmers and women are getting a source of sustainable livelihood and developing a Dairy-based economy in our area.



❖ **Animal Husbandry and Related Initiative (Kamdhenu project)**

In Tiroda area geographical condition for the dairy business, many farmers are engaged in the household dairy business. By observing the need for a more professional approach for this farmer in the dairy business, the Adani foundation has started Livestock Development Center (LDC) program. In Tiroda block, with the support of the Baif institute of sustainable livelihood development (BISLD) to develop dairy farming is an additional source of livelihood by improving the

productivity of local cows and buffaloes. Two LDC are running at Khairbodi and Kawalewada villages, respectively, covering 26 villages.

Under this programme Cattle Vaccination and Cattle health check camp was organized in nearby Villages

The Cattle Vaccination camp for Lumpy skin disease (LSD) on cattle rapidly spreading in the Tiroda block had started. It was an infectious, eruptive, and occasionally fatal disease of cattle that caused nodules on the skin and other parts of the body. Adani Foundation had vaccinated 6910 animals in 22 villages to prevent them from this severe disease with the support of the Animal Husbandry government department.



Cattle health check camp- Organized camps in 10 villages with the support of the Animal husbandry department Tirora. In total, 1989 animals are treated. 481 farmers' animals benefited.

Training programme for farmers- Adani Foundation organized one day introductory training programme for farmers on importance of Artificial insemination (AI), nutrition, fodder cultivation, Cattle feed, cattle health, deworming and household dairy. Total 554 farmers attended this camp from 10 villages of Tirora block.



Fodder Demonstration and Cultivation

Adani foundation is promoting scientific fodder cultivation practices to developed healthy fodder feed management practices of livestock. 455 Framers cultivated Barshim, Maize and Azolla Fodder. The good quality of adequate fodder round the improving year milk productivity as well as animal health.

Impact

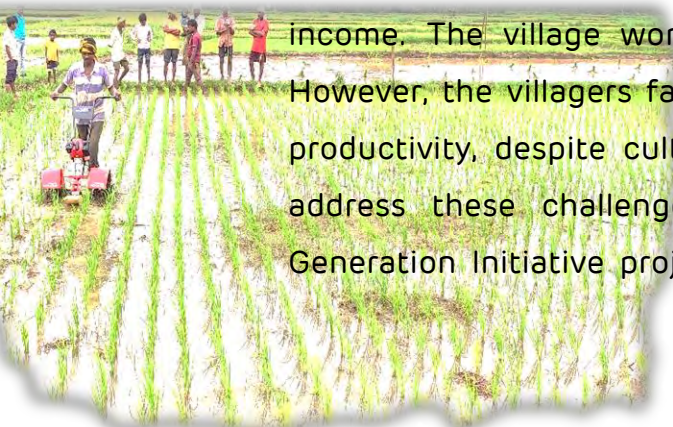
- Artificial Insemination- 1604
- AI (Sorted Sex semen)-791
- Pregnancy Diagnose- 1069
- Fodder Seeds distributed to 440 families and azolla demonstrated to 15 farmers

LDC Calving - This year, from both LDCs, a total 906 calves (493+413 SSS calves) of improved breed born.



❖ Income generation Initiative for tribal women farmers "MFS" (Money from Silage, SRI & Organic farming, and Vermicomposting).

Ghoti is a tribal village in Tirora block with a population of 260 people who depend on farming and forest product collection as their primary sources of income. The village women also actively participate in these activities. However, the villagers face financial difficulties due to below-average soil productivity, despite cultivating paddy during a single crop of Kharif. To address these challenges, the Adani Foundation initiated an Income Generation Initiative project to benefit tribal women farmers. The project



aimed to train rural women farmers and assist them in implementing livelihood activities that could create income sources within the village.

Organic System Rice Intensification (SRI)


The organic System of Rice Intensification (SRI) is a cultivation technique proven to yield more crops with less investment. It is based on scientific principles of paddy cultivation, mainly focused on water management, young-aged seeding, careful single seedling transplantation, and rotary weeding for soil aeration.

As part of an initiative by the Adani Foundation, 50 farmers were trained in the SRI technique and encouraged to cultivate their farms using this approach.

These farmers also produced their own organic fertilizer and pesticide to enhance the rice yield further.

Impact

- Using the SRI technique is highly effective in increasing rice yields while reducing the costs associated with traditional farming methods.
- Avg. increase in yield by 21.30%
- Avg.net profit Rs.11, 189/- farmer.



- Promoted organic farming by use of Organic Pesticides/Bio-enzymes - Dashparni Arc, Jivamrut, Bhrahmastra in villages



Maize Cultivation and Silage making

The Adani Foundation is dedicated to providing alternative sources of income for farmers and promoting dairy farming and milk business. The foundation has initiated a project to support 50 farmers in silage-making to achieve this. The project entails cultivating maize, making silage, and selling bags, all of which will provide opportunities for income generation and increase milk production in the area.

The 50 farmers in the project have dedicated 50 acres of land to cultivate maize. To ensure that



they are equipped with the necessary skills and knowledge, the Adani Foundation organized a two-day exposure visit and training program for them. The Agricultural Development Trust at KVK, Baramati, conducted the program, focusing on fodder maize cultivation and silage preparation. With this training, the farmers are better equipped to cultivate high-quality maize and prepare grass, supporting their dairy farming and milk business.



Impact

- Alternative income source generated.
- Increase in green fodder availability for dairy farmers throughout the year.
- Farmers trained in new techniques of maize cultivation and silage making.

For sustainable livelihood generation activities for women and villagers of Ghoti village. By Convergence of Government scheme, Adani foundation also formed Ghoti Women Farmer Producer Company with the help of local farmers.



❖ Drip Irrigation Programme

Drip Irrigation program supporting the window women farmers of drought prone Amravati Region who had suffered with unexpected loss of their spouse because of farmers suicide. AF supporting such women who are affecting the severe crop damage of orange and cotton because of drought and lack of irrigation facilities. Thus AF provided support for installation of Drip Irrigation Facility in their farm. This FY-2022-23, we supported total 43 women widow farmers of Amravati region, till now total 171 women farmers benefitted. Our support provided great relief to them, in minimum investment they not only saved their crop but also harvest an optimum yield of cotton and orchid orange. This benefits boosting women confidence that was necessary to cope with the loss and lead a life of dignity and self-reliance.

❖ Capacity building & Support for income generation activity

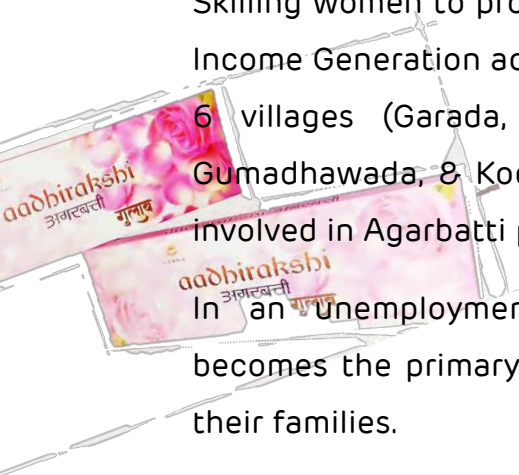
Agarbatti Production

Skilling women to provide financial and nutritional security to HHs. Under Women Income Generation activities, Adani Foundation provided 20 Agarbatti Machines in 6 villages (Garada, Ramatola, Tikaramtola, Mendipur, Gumadhawada, & Koddebarra) Total 60 SHG women are involved in Agarbatti production.

In an unemployment situation, Agarbatti production becomes the primary income source of SHG women and their families.

Impact

- All members regularly produced the Agarbatti and perfume agarbattis and sold them in the Gondia market through a buyback policy
- In this FY total 68572 kg Agarbatti Produced and sold with turnover of Rs. 39,48,746.



Lac Bangle making

Lac bangles and jewelry are popular among women in India because of their colorful appearance. Raw material for lac bangle, i.e., lac which is being cultivated on a large scale by farmers in Gondia District, and production is high. Seeing the potential of the lac bangle-making initiative, Adani Foundation started the lac bangle-making program in 2017

This year the advanced training of Lac Bangle making was completed through "Duhlandevi Sanshathan' of Bhalaghat. In this training, women participated From 3 villages were.

Now All Women are perfectly making different designs, sets of bangles, and Saree pins on their own with packaging and branding. They are receiving more demand from nearby villagers. These products are showcased and sold reasonably in the Gram Bharati SHG fair, in an exhibition arranged by the Adani foundation, on the International day of Rural Women and Diwali festival at Shanti Gram Township. They specifically make Lac bangles, Cold Lac bangles, Brooch Pins/ Saree Pins, Hairs Pin, and Ring for this Fair. They earned an income of RS. 3000-4000 per month. This financial year their total income is- 57310



Mushroom Cultivation Program

At the Tiroda site, Adani Foundation works alongside Human Development Mission to provide income to household women. Indoor oyster mushroom farming is a business that can earn big profits in just a few weeks with basic training and low capital investment, which requires proper training and maintenance. The Oyster



Mushroom can be cultivated for a period of 8 months. The Successful Mushroom Cultivation improved nutrition and sprouts a better livelihood for rural women.

Mushroom cultivation is on expansion, with the collaboration of Mahila Aarthik Vikas Mahamandal (MAVIM), Adani Foundation facilitated detailed training to women at Tiroda block on the theoretical concept and practical demonstration of Oyster Mushroom Cultivation.

- This year Mushroom has been cultivated on total 5342 beds.
- Produced 13355kg of Oyster Mushroom.
- Women earned Rs. 17,64,275/- Net Profit.

Beauty Therapist Trade Skill Development Training

To develop sustainable income generation activities for women from surrounding periphery villages by developing their skills for creating self-employment among them. Adani foundation started beauty therapist skill development training through the Adani skill development center, Tirora. This year we completed 1st batch of 30 students; we also distributed the certificates to all students for completing this training program under SAKSHAM. 2nd batch also started



Distribution of Sapling for Tree plantation

1540 Plants of different species are distributed to schools, Grampancha, and other groups for tree plantation



1.4 Community Infrastructure Development

❖ Water_Conservation Work

Deepening and development of Pond

The deepening and development of ponds in rural areas significantly impact the livelihoods of the local communities. These ponds serve as a reliable water source for various activities such as agriculture, livestock rearing, and domestic use. The water collected in the ponds helps improve crop yields and productivity by providing a dependable irrigation source and water for livestock, especially during dry spells. Additionally, it supports income-generating activities. Overall, the deepening and developing ponds in rural areas is an effective way of improving the socio-economic well-being of the local communities.

This year, the foundation deepened and developed a stalled pond project under the Zilla Parishad Gondia of Ghoti village. The project aims to ensure sufficient water supply for irrigating approximately 100 acres of agricultural land of 54 farmers in the village, and provide ample drinking water for village cattle and nearby wildlife during the dry summer months. The project also helps to improve the groundwater table and protect natural water bodies. We have done 12,078 CUM water conservation work in Ghoti village.



Activities conducted to provide Drinking Water facilities

1. Hand pump on bore well Project

Installed 4 hand pump with boar well in 4 villages of APML vicinity as Ekodi, Ramatola, Bhivapur, Belati Kd, Khairbodi.

2. Drinking water solar pump

Solar power based 1HP Submersible pump installed in Khairbodi village under drinking water project

Impact

- RCC water storage tank with pipeline work drinking water is available for 91 HHs.
- Safe and potable drinking water is available due to this hand pump with boar well project, benefiting to Total 200 families of 4 villages.
- 60 families and other communities directly benefited by Drinking water solar pump project.
- Availability of safe and potable drinking water by villagers.

❖ Construction of CC road

Development of rural area is dependent on the connectivity of various places with adequate road network, roads are major channel of transportation for carrying out agriculture goods, production daily commuter for passenger's villagers and students in their area. It plays a significant role in improving significant role in the socio- economic standard of the residence. The condition of Kachewani Road beside Shanti Gram Township was too poor and Students from village, famers and other commuters faces issues during transportation for school or others, students and farmers daily complaining the issue to Gram Panchayat, but they were not be to construct.



To mitigate the issues faced by students while going to school and others while commuting in village Adani Foundation take initiative and construct a cement concrete internal connect road which is connect to main highway as well as pass to other nearby villages. the road help students and villagers as well as other commuters from villages and other villages to give easiness and feel safe while transporting on road which impacting to improve self-confidence and improvement in living standard of villagers.

Impact:-1

1. A 615 meter long and 3-meter-wide metalled road was constructed.
2. More than 3068 villagers and other commuters directly benefited by the road.
3. Farmers and students can safe and easily commute from the village and other.



❖ Seating Benches

Seating benches are essential in villages as they provide a comfortable resting and socializing spot, waiting area, tourism benefits, and accessibility for people with disabilities. The presence of seating benches in villages also promotes a sense of community, fostering a feeling of togetherness and belonging among villagers.

In the vicinity of APML, nearby villages have been experiencing various difficulties while waiting at public places like bus stops or government offices. These issues have been affecting different groups of people, including students, senior citizens, and other residents. One of the main concerns is the lack of seating facilities at public places.

To address this issue, Adani Foundation has taken the initiative to install 130 seating benches across 20 nearby villages. These benches aim to provide adequate and proper seating facilities to the villagers at public places, thereby improving their overall comfort and convenience



1.5 Special Programs

❖ Udaan Program

As part of the project to promote youth development and entrepreneurship in the community, Adani Foundation organizes exposure tours for in-school students to visit APML Tirora. The main objective of these tours is to provide the students with a unique opportunity to gain insights into a large-scale business's operations and inspire them to aim for greater heights in their personal and professional lives.

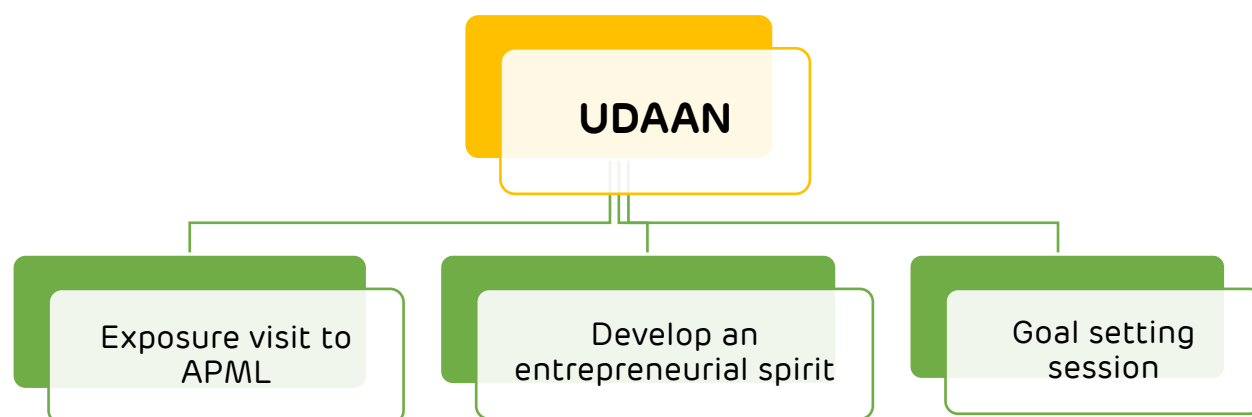


Through these tours, students can learn about various aspects of business operations, including management and production. They also interact with professionals in different departments and learn about the skills and qualities required to succeed in the corporate world.



Moreover, these exposure tours serve as a platform for stimulating the minds of young individuals and encouraging them to dream big. By allowing them to witness the success and achievements of a large-scale business, the tours inspire the students to become entrepreneurs, innovators, and leaders.

of tomorrow. This, in turn, enables them to play an active role in the nation-building process and contribute towards the growth and development of their communities and country.



This year total **6089** Participants visited Adani Power Maharashtra Ltd from **117** schools and institutions.



❖ Saksham-Adani Skill Development Centre

Adani Skill Development Center (ASDC) is envisioned to be playing a major role in elevating the socio-economic status of the people belonging to the lowest strata of the society by providing them with various skill development training for making them employable and earn their own livelihood.

India has the highest youth population. However, their employability is a major issue as many of them lack professional skill-sets required for employment. ASDC, majorly focusing on youth and women, is an attempt to bridge this gap by providing them with training on developing various skills for entrepreneurship and employability.

Since filling a skill-gap is like solving a puzzle—it has to ensure that not only the pieces have to fit in but, one should have all the necessary pieces from the get-go. This includes a list of the required skills and competencies for every role; assessment of what you have versus what you need; identification of high performers and best practices; necessary training; and measurement of results.

Over the last four years, ASDC has assessed various aspects of the technical, leadership, and soft skills gaps that organizations, in general, face and accordingly, focuses on imparting required training in those areas in partnership with various colleges and institutes.

Through ASDC, Adani Group has taken a step towards establishing the right people at the right place by creating a model of Skill Development Centers. It is also an attempt to make the youth and women at large, independent and employable.

Sustainable development in and around the geographical locations of Adani Power Maharashtra Ltd, Tiroda.

The year in review: key highlights

Now we are stable and manage each and every activity, reporting procedure to concerned authority as per planned activities and scheduled. We complete valuable

tasks and give estimating effort with flexibility and adaptability in the work completion and focusing on priorities for training and think to give much better to our Centre and students. We have prepared syllabus day wise PPT, We conduct time to time parents meetings and share training and placement regarding information.

At the same time we are focused on placement, our team personally visited the home town of students and motivated them for placement and we are successful now all students of Welding Technician and Assistant Electrician are placed in Pune, Mumbai and other cities with handsome salaries of Rs. 12000/- p.m.

Overall in this FY 2022-23, we have completed all tasks and targets successfully and we are ready to take upcoming challenges and work with the same flow in the next FY 2024-24 and give our best to our team.

ASDC Tiroda Training Details FY 2022-23								
S. N.	Trade	Total Batch	Enrolled Candidates	Drop Out Candidates	Total Trained	Total Placement	Total Self Employed	Total Up Skilled
1	Assistant Electrician	4	96	0	96	80	0	16
2	Welding Technician	3	72	0	72	65	0	7
3	Fitter: Mechanical Assembly	1	7	0	7	6	0	1
4	Domestic Data Entry Operator	1	14	0	14	10	0	4
5	Digital Literacy	2	26	0	26	0	0	26
6	Beauty Therapist	1	30	0	30	0	24	6
Total		12	245	0	245	161	24	60

Impact

Our trained candidates passed ratio is 100%.

In our center all domain trade trained candidates placement ratio is above 90%.

We have signed MOU of nearly 15 companies for 900 candidates and also signed our own batch MOU.

We have conducted regularly an online Job fair (Shares all companies related information) for all trained candidates and parents.

We have conducted a monthly Alumni meet programme for ongoing batch candidates.

We have received thank you letter from Maharashtra Labour Welfare Board Mumbai for 19 candidates, Welding Technician batch trained and 100% placement. All candidates are family members from registered labour in the Labour Welfare Board.



On occasion of 6th anniversary of Pan India's 1st SAKSHAM Center Tirora-MAHARASHTRA, We are Inaugurating our new Beauty Therapist Trade Skill Development Training Course on 14th of December 2022. For this programme Miss.Pooja Gaikwad, Sub Divisional Officer- Tirora, Mrs. Ratna Biswas, Dr. Richa Khare, will be present as a guest.

We have organized Skill development training for female candidates in Welding Technician and Assistant.

Adani Foundation skill-development training initiative for poor rural youth has had a significant economic impact on livelihoods of the beneficiaries by increasing employment opportunities as well as augmenting income levels.



Special Events

Employee Volunteering Programme GO RED

A blood donation camp was organized at APML on 24th June 20; a total of 1433 units have been donated by employees, family members, trainees, and supporting staff.



World Environment Day Celebration



To spread awareness about the ecosystem and reset relations with nature Adani Foundation has celebrated World Environment Day on 5th June 2022 with the theme "ONLY ONE EARTH." AF planted about 300 trees at Govt: the school, Sarandi, and nearby villages with community participation to restore the ecosystem. Also, we conducted a Slogan and Drawing competition for students in the villages of Chikhali, Berdipar, Gumadhawada, Khairbodi, and Kachewani. A total 185 number of students participated in the competition.

Yoga Day



Adani Foundation celebrated International Yoga Day on 21st June 2022 on the theme "Yoga for Humidity" at ITI ground, Khairbodi village, with Pre-Police training students, AF employees, and associate team members. Yoga trainer cum employee volunteer Mr. Raju Gortheekar conducted the Yoga session; 70 students were present and took an oath to practice Yoga regularly.

Foundation Day Celebration

We celebrated the 26th Foundation Day of Adani Foundation on 11th Aug, 2022, along with APML-station Head and HODs. .



International Youth Day-2022

The International Youth day is observed every year on 12th of August, International Youth Day 2022 recognizes and celebrates the contributions of youth around the world, to focused on their contribution for nation development and create



awareness in youth for positive implication towards society.

Adani Foundation has organized international youth day at Tirora site on 12th of August with 30 youths of surrounding villages of APML vicinity, on this occasion we organized general discussion with youth for their career and health, General medical checkup and health awareness to youths, Referral service to youth for their health complication if identified and ECG's for youth'

Gram Bharati SHG Fair

On the occasion of Gram Bharati SHG Fair, our beneficiaries showcase Lac bangles, Cold Lac bangles, Brooch Pin/ Saree Pins, Hairs Pins, Rose, mogra, and pineapple fragrance Agarbatti (Incense Sticks) made by 'Santoshi Swayam Sahayata Mahila Bachat Gat



Khairbodi, Pragati Swayam Sahayata Mahila Bachat Gat Chikhali village and New Swayam Sahayata Mahila Bachat Gat Ramatola' village under the IG initiative.

One member of the Santoshi Self-help group Khairbodi represented all products at HO during the fair. All these products were sold at Ahmedabad for Rs.40000/-



The International Day of Older Person – 2022

The International Day of Older Persons has observed on the 01st of October 2022 in Dandegaon and Pindkepar of Adani Foundation program villages. With the support of the Help age India team, we organized awareness for alders with the Theme "Resilience of Older Persons in a Changing World." On this occasion, our medical team sensitizes the health problems of old age persons in the participant villagers. It addresses participants about their fundamental rights for their better lives and health. A total of 118 Old Age people participated in this program.

International day of rural women

Celebrated International Day of Rural Women on 15th October 2022 at the Tirora site. The theme was "Rural Women Cultivating Food for All."

On this occasion, the Adani foundation celebrated the International day of rural women at the Tirora site to appreciate and encourage all women who are connected with us through different Income generation activities. Around 120 women beneficiaries participated in this program.



World Food Day 2022

Celebrated World Food Day on 16th of October 2022 at Ghoti village. The theme was 'Leave NO ONE behind,' focusing on a sustainable world where everyone has regular access to nutritious food.

This year we celebrated this day at Ghoti village. To give them information about the importance of healthy diets and nutritious food, as this tribal village is situated in the jungle area, all population rely on agriculture and natural resources.



The food exhibition was arranged in this program where women from Ghoti village showcase the local dishes made with local vegetables.

Diwali Exhibition

On the occasion of the Diwali festival Adani foundation, they organized an exhibition and sale of SHG's products at Shanti gram township Tirora. Lac Bangle, Cold Lac bangle, Saree Pins, Hair Pins, Agarbatti, Snacks and Namkeen, Turmeric Powder, Vermicomposting, Colorful diyas, Lamp and candles showcased and sold in this exhibition. A total of Rs 16, 000/- worth of products were sold.



1.6 Case stories

"Jayashree's Journey: From Arjuni to BSF"

Full name: Jayashree Namdev Bhagat

Age: 23

Resident: Arjuni village, Gondia district, Maharashtra.

Jayashree Namdev Bhagat, a young girl from Arjuni village, had a dream to become a police officer since she was in 7th grade. Being the only daughter of her farmer parents, it took much work for her. However, her determination and hard work never let her give up on her dream.

After completing her education, Jayashree began researching police recruitment and realized it was challenging. She started self-studying by reading newspapers and books to prepare for the exams. However, the lack of proper guidance and resources made it difficult for her to achieve her goal.

Fortunately, she learned about the Adani Foundation's Pre-police and Army Training program. It was a joint venture between the police department of Gondia and the Adani Foundation, aimed at providing free training for youths who aspire to join the police or army.

Jayashree joined the program and started attending physical and theoretical classes regularly. The program gave her the necessary guidance, resources, and motivation to prepare for competitive exams. The physical training was the most challenging part for her, but with the help of trainers, she improved her fitness and endurance.

Jayashree's parents always supported her dreams, even though some of their relatives discouraged them from investing in her education. However, they believed in their daughter's abilities and encouraged her to pursue her goals.



"Changed the life of Kalpana through the Anuradha Dairy"

Name- Kalpana Gajanan Harinkhede

Age- 45

Village- Chikhali, district Gondia, Maharashtra.

Kalpana, a 45-year-old woman from the village of Chikhali, was born and brought up in a joint family of farmers and dairy business owners. Despite being familiar with all the tasks related to farming and dairy work, she faced financial challenges after her marriage, as the income from agriculture was only meet the daily needs of 4 family members. In order to supplement their income, Kalpana decided to start a dairy business, with the support of her husband Gajanan.

At the beginning, they faced many challenges, including irregular payments and fraudulent activities from middlemen in the local milk collection center. However, in 2020, Anuradha Milk Collection center, established by Adani Foundation's TFPCL, started in their village. They started to supply their milk to Anuradha dairy and received a better rate for their milk, which helped to increase their income.

The transparent operational system and service provided by Anuradha dairy inspired Kalpana and Gajanan to expand their business. They started providing good

nutrition to their cows to maintain high-quality milk with a high SNF and fat value. As a result, they were able to earn Rs. 10,000 to 12,000 per month, which helped them to invest in their children's education and marriage at the right time. They also purchased additional land and renovated their home.



"MHCU improving villagers lives"

Name- Nirmala Thakur

Age- 55

Village- Malapuri village Gondia district, Maharashtra


Nirmala Thakur's story is one of resilience and determination, despite facing significant challenges. She was a hardworking 55-year-old woman living in the small village of Malapuri, struggling to make ends meet with her husband on their half-acre farm. But when Nirmala fell ill suddenly and was diagnosed with asthma, Diabetes, and high blood pressure, her family's financial situation became even more precarious. Within three months of treatment at a private hospital, they had already spent Rs. 40,000, a significant amount for them to bear.

Nirmala required regular medication for her condition, but her family found it challenging to manage the expenses given their already limited economic condition.

However, hope was not lost, as Nirmala heard about the Adani Foundation's MHCU service, which provided free health services to her village. The MHCU is staffed by a doctor, pharmacist, and two other supporters who visit the village every Wednesday. Nirmala approached the MHCU doctor with her prescription and explained her situation. The MHCU team immediately provided all the necessary medicines for her condition, which saved her family a significant amount of money. With the support of the Adani Foundation's MHCU service, Nirmala started receiving regular consultations and medicines every Wednesday. This free service helping her to manage her medical conditions effectively and efficiently. It also saving her Rs. 2000 to Rs. 3000 per month, which they could use to fulfill other needs.



1.8 Appreciation letter from stakeholder(s)



GONDIA THALASSAEMICS PARIVAAR
(THALASSAEMIA SEWA SANSTHA)
Postal Add: Gondia Genetic Medicine stores, Police station Road, Gondia Taluk, Gondia (M.S.) 441004.
Updated mail id - dlp.galoni@gmail.com

ESTD - 5 MAY 2019

ANSHIRAM ADWANI 9371148783	DILIP GALANI 9421791215	RAJESH RAIGUDIA 9823772918	GAPPU KOOVANI 9421808484	PRAVEEN HALANI 9370907964	MAHESH BHENDARKAR 9370907964
-------------------------------	----------------------------	-------------------------------	-----------------------------	------------------------------	---------------------------------

DATE - 13/02/2023

TO:
DEPARTMENT OF CSR
ADANI FOUNDATION, TIRORA
DIST- GONDIA

Respected Sir,

We, The Members of **GONDIA THALASSAEMICS PARIVAAR (GTP)** Appreciate your continuous co-operation and support to the Thalassaemic Childrens of the Gondia and Bhandara District By providing life saving Drugs (DEFRIJET 500 Mg. Tablets) (A Noble cause).


We, The Members of **GONDIA THALASSAEMICS PARIVAAR (GTP)**, On Behalf of all the Thalassaemic Kids and Parents Thank you very much for your support and kind co-operation and hope it will remain continue in future also.

We pray God for your continuous success & Development of your esteemed organisation.

Today Dt. 13/02/2023, We received **7200 (Seven Thousand Two Hundred) DEFRIJET 500 mg TABLETS** at Adani Power Plant Providing By **ADANI FOUNDATION**.
 == (As Per Record 76 Tablets per Day...90 to 95 Days stock)

Thanks....

SECRETARY
(Signature)
GONDIA THALASSAEMICS PARIVAAR



शिक्षण विभाग (प्राथमिक /माध्यमिक) जिल्हा परिषद, गोंदिया
जि.प. प्रज्ञासकीय इमारत, पतंगा मैदान, फुलचूर रोड, दुसरा माळा, खोली क्र. २०९ जि. गोंदिया

आ. क्र. जिवपो/शिक्षण/क्राक/६९५ /२०२३

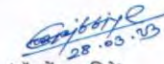
दिनांक: १८/०२/२०२३

अभिनंदन पत्र

शामीण भागातील जिल्हा परिषदेच्या शाळेत शिक्षण घेणा-या विद्यार्थ्यांना गुणवत्तापूर्ण शिक्षण मिळावे याकरिता अदानी फाऊंडेशन तिरोंडा मार्फत वैधानिक सत्र २०२२-२३ मध्ये "आमची शाळा - आदर्श शाळा" हा उपक्रम जिल्हा परिषदेच्या ४२२ शाळांमध्ये राबविण्यात आलेला आहे. जिल्हा परिषदेच्या शाळांच्या गुणवत्ता वाढीसाठी हा उपक्रम दिशादर्शक ठरलेला असून लोकमहभागातून जिल्हा परिषदेच्या शाळा सुविधायुक्त झालेल्या आहेत. शामीण भागातील पालक व विद्यार्थी यांचा कल शहरी भागातील इंग्रजी माध्यमांच्या शाळांकडे कमी झालेला असून विद्यार्थी गावातील जिल्हा परिषदेच्या शाळेमध्ये शिक्षण घेत आहेत.

शिक्षण विभाग जिल्हा परिषद गोंदिया ला आपल्याद्वारे सदैव बहुमूल्य योगदान मिळत असून हा उपक्रम शामीण भागातील जिल्हा परिषदेच्या शाळांकरिता प्रेरणादायी आहे. आपल्या या अनुलनीय कार्यासाठी आपले अभिनंदन करण्यात येत आहे. भविष्यातही विद्यार्थ्यांच्या व जिल्हा परिषद शाळांच्या सर्वांगीण विकासासाठी अशाच सहकार्याची अपेक्षा आहे.

धन्यवाद...!


 (डॉ. महेश गजभिये)
 शिक्षणाधिकारी(प्राथ)
 जिल्हा परिषद, गोंदिया.

कार्यालय
ग्राम पंचायत, चिखिखनी
पंचायत सचिवालय, जि.प. गोंदिया (मह.)

आ.क्र. ११/०२/२०२३

प्रति,
स्टेज १
गोपनीय वरपर विभाग

गौरव,
आजच्या दिनांकात मज १३३७ मतांचे विद्यार्थ्यांनी
अंतिमपणे शाळेत प्रवेश करून घेतले आहे. यावेळी
उत्कृष्ट आवागमन व आरक्षण मिळते अशा
लाभाने विद्यार्थ्यांना शा.प. विद्यार्थ्यांनी तसेच आपले
१३५-६३३ सन्मान
आपले आभार अतिशय प्रीतिपूर्वक
सन्मान

(Signature)
१३/०२/२०२३

ग्राम पंचायत कार्यालय खौरबोडी
पंचायत सचिवालय - विभाग - गोंदिया

दि. 17/02/2023

प्रति,
श. सचिवालय
आ.प. कार्यालय १३/०२/२०२३

गौरव,
आज मज १३३७ मतांनी अंतिमपणे शा.प. विभाग शा.प. व शा.प. शाळा
उत्कृष्ट आवागमन व आरक्षण मिळते अशा लाभाने विद्यार्थ्यांनी तसेच आपले
१३५-६३३ सन्मान

(Signature)
१३/०२/२०२३

कार्यालय
ग्राम पंचायत, गराडा
पंचायत सचिवालय, जि.प. गोंदिया (मह.)

आ.क्र. ११/०२/२०२३

प्रति,
गोपनीय वरपर विभाग

गौरव,
आजच्या दिनांकात मज १३३७ मतांनी अंतिमपणे शा.प. विभाग
उत्कृष्ट आवागमन व आरक्षण मिळते अशा लाभाने विद्यार्थ्यांनी तसेच आपले
१३५-६३३ सन्मान

(Signature)
१३/०२/२०२३

1.9 Beneficiaries count

S.No.	Activity Description	Direct	Indirect	Access
A.	Education			
1	Pre- Training of Youths for Army and Police services	300	1200	-
2	Aamchi Shala Aadrash Shala	57447	584892	680168
3	Support for Archery coaching academy for tribal students.	38	152	-
4	Scholarship Distribution for Meritorious Students	79	316	-
5	Udaan Project	6089	-	-
B.	Community Health			
1	Mobile Health Care Unit (MHCU)	77366	-	19139
2	General Medical Health Camp	5818	-	-
3	Health Awareness campaigns	972	-	-
4	Special Health Camps	484	-	-
5	Multi-Specialty Health Checkup Camps	990	-	-
6	Cancer Screening Camp	115	460	20
7	Support of life saving drugs to Thalassemia patients.	40	160	15
C.	Sustainable Livelihood Development			
1	Farmers Producer Company-(FPC) Milk Collection & Chilling Centre (MCC&C)	1072	4288	-
2	Animal Husbandry and Related Initiative (Kamdhenu project)	2432	9728	-
3	Income generation Initiative for tribal women farmers "MFS" (Money from Silage, SRI & Organic farming, and Vermicomposting).	50	200	-
4	Drip Irrigation Programme	43	172	-
5	Agarbatti Making Programme	60	240	-
6	Lac bangle making programme	45	180	-
7	Mushroom Cultivation Program	250	1000	-

8	Beauty Therapist Trade Skill Development Training	30	120	-
D.	Community Infrastructure Development			
1	Deepening and development of Pond	54	260	200
2	Hand pump on bore well Project	200	800	120
3	Drinking water solar pump	60	240	1921
4	Construction of CC road	3068	-	500
5	Seating Benches	-	-	39894

Adani Foundation team

Sr.No.	Name	Position
1.	Mr. Bimool Patel	Sr. Officer
2.	Mr. Kailash Rewatkar	Sr. Project Officer
3.	Mr. Swapnil Harichandra Wahane	Sr. Project Officer
4.	Mr. Rahul Shejao	Sr. Project Officer
5.	Mr. Minesh Katre	Project Officer
6.	Ms. Deepa Bedre	Project Officer
7.	Ms. Apurva Ravindra Patil	Project Officer

List of Implementing and supporting Agencies

District Administration,Gondia | Police Department, Gondia | District Education Department, Gondia | District Health department |Triable development department, Gondia | Animal Husbandry Department, Gondia | Forest department Gondia | Soil and Water Conservation Department Gondia | Irrigation Department Gondia | Agriculture Department Tirora | Minor Irrigation | Mahila Aarthik Vikas Mahamandal (MAVIM) | Tirora Farmer Producer Company limited. (TFPCL) | Baif Institute for Sustainable Livelihood and Development (BISLD)| Helpage India.



Adani Skill Development Centre
APML, Tiroda

Adani Skill Development Centre, APML, Tiroda

- ❖ An initiative of Adani Foundation, a CSR wing of ADANI Group of Companies, A section 8, Non-for-Profit company, "Adani Skill Development Centre" is registered on **16th May 2016** to focus on Skill Development activities to contribute in Nation Building to bridge the Skill Gap demand & supply

Vision

- ❖ To make everyone Skilled, Employable & Entrepreneur to benefit them in gaining or advancing their career aspiration to uplift the social life of Citizens of India with mapping the demands of Industries of getting Trained Manpower

Mission

- ❖ To create a transformative educational experience for candidates by focusing on bridging the industry skill gap and by creating a collaborative environment open to the free exchange of ideas, where research, creativity, innovation, and entrepreneurship can flourish with a sustainable livelihood.

Objective

- ❖ Sustainable development in and around the geographical locations of Adani Power Maharashtra Ltd, Tiroda.
- ❖ Bridging the wide gap between demand & supply of human resource.
- ❖ Spreading awareness regarding availability, needs and vision for career development and education.
- ❖ Facilitating, spreading awareness, creating new opportunity to upgrade skills by organizing various skill training in the region.
- ❖ Improving overall status of rural youth and women in the society by enhancing their entrepreneurship skills.
- ❖ Encouraging & helping local youth to become self-dependent and live a dignified life.
- ❖ Building a feeling of harmony in the society by creating a rapport of goodwill, mutual trust and respect
- Adani Skill Development Centre, Tiroda is the first SAKSHAM Skill Centre set up on 14th Dec 2016 and also the first one to obtain work order to train 335 candidates from the Tribal department (GoM) along with Resume services, Nagpur. The first batch of ASDC Tiroda commenced on 21.04.2017 for imparting Welding and Electrician trade training to I.T.I. passed Tribal youth of Gondia and Bhandara district.

Adani Skill Development Centre, APML, Tiroda

ASDC Tiroda Training and Placement Details (Domain Trade)

S. N.	FY Year	Trade	Total Batches	Enrol Candidates	Drop Out Candidates	Total Trained	Total Placed
1	2017-18	Welding Technician	4	95	2	93	87
2	2017-18	Assistant Electrician	3	89	5	84	69
3	2018-19	Welding Technician	2	50	5	45	45
4	2018-19	Assistant Electrician	1	30	2	28	26
5	2019-20	Welding Technician	4	133	11	122	112
6	2019-20	Assistant Electrician	4	132	10	122	114
7	2019-20	General Duty Assistant	3	105	2	103	88
8	2020-21	Welding Technician	3	47	0	47	44
9	2020-21	Assistant Electrician	4	80	0	80	71
10	2020-21	Domestic Data Entry Operator	2	21	0	21	20
11	2021-22	Assistant Electrician	3	88	0	88	82
12	2021-22	Welding Technician	1	27	0	27	25
13	2021-22	Domestic Data Entry Operator	2	45	0	45	40
14	2021-22	Fitter: Mechanical Assembly	2	38	0	38	34
15	2022-23	Assistant Electrician	4	96	0	96	80
16	2022-23	Welding Technician	3	72	0	72	65
17	2022-23	Fitter: Mechanical Assembly	1	7	0	7	6
18	2022-23	Domestic Data Entry Operator	1	14	0	14	10
19	2022-23	Beauty Therapist	1	30	0	30	23
Total			48	1199	37	1162	1041

ASDC Tiroda Training Details (Non-Domain Trade)

S. N.	FY Year	Trade	Total Batch	Enrol Candidates	Drop Out Candidates	Total Trained	Total Upskilled
1	2018-19	Digital Literacy	6	258	2	256	256
2	2019-20	Digital Literacy	31	946	1	945	945
3	2020-21	Digital Literacy	18	420	14	406	406
4	2020-21	Interview Skills	5	78	6	72	72
5	2020-21	Basic Functional English	2	28	2	26	26
6	2020-21	Basic Home Health Care	1	15	1	14	14
7	2020-21	Entrepreneurship Skills	1	15	0	15	15
8	2020-21	Non-Domain Skills	1	16	0	16	16
9	2020-21	GST with TALLY	1	4	1	3	3
10	2021-22	Digital Literacy	8	166	0	166	166
11	2021-22	Basic Functional English	1	16	0	16	16
12	2021-22	Interview Skills	2	47	0	47	47
13	2021-22	Non Domain Empl. Skills	1	9	0	9	9
14	2021-22	GST with Tally	1	4	0	4	4
15	2021-22	5'S	4	68	0	68	68
16	2022-23	Digital Literacy	2	26	0	26	26
Total			85	2116	27	2089	2089

Highlights

- In our Centre total **3225** candidates trained till 31-03-2023.
- In our Centre domain trade **1162** and non-domain trade **2089** candidates trained till date.
- Our trained candidates passed ratio is **100%**.
- In our centre all domain trade trained candidate's placement ratio is above **90%**.
- We have signed MOU of nearly **15** companies for **900** candidates and also signed our own batch MOU.
- We have conducted regularly an online Job fair (Shares all companies related information) for all trained candidates and parents.
- We have conducted a monthly Alumni meet programme for ongoing batch candidates.
- We have received thank you letter from Maharashtra Labour Welfare Board Mumbai for 19 candidates, Welding Technician batch trained and 100% placement. All candidates are family members from registered labour in the Labour Welfare Board.
- To developing sustainable income generation activities for women from surrounding periphery villages by developing their skills for creating self-employment among them. Adani foundation started beauty therapist skill development training through Adani skill development center, Tirora. In the 1st batch 30 students are enrolled from our core villages.
- On occasion of 6th anniversary of Pan India's 1st SAKSHAM Center Tirora-MAHARASHTRA, We are Inaugurating our new Beauty Therapist Trade Skill Development Training Course on 14th of December 2022. For this programme Miss. Pooja Gaikwad, Sub Divisional Officer- Tirora, Mrs. Ratna Biswas, Mrs. Dr. Richa Khare, will be present as a guest.
- We have organized Skill development training for female candidates in Welding Technician and Assistant.

Glamps



Class Room



Electrical Workshop



Electrical Workshop



Computer Lab



Welding Workshop



Welding Simulator



Photos of Beauty Therapist Centre Inauguration



Respected Karan Adani (CEO APSEZ) visited SAKSHAM ASDC Tiroda on 20.12.2016.



Organized parent's meet program



International Yoga Day



National and Adani Anthem



Environment Day



Beauty Therapist Centre Inauguration

Success Stories

Mr. Harshadkumar Bisen, a small village from Rampuri, Tiroda block, Gondia had high aspirations and big dreams, however he didn't know what destiny had planned for him. His father was a farmer. There are four members in my family, my father died. My mother faced many problems in her life, my one brother and sister. He is ITI pass out but not an idea to my economically challenged families, are now conquering such limitation to achieve pinnacles of success.

My friend told me regarding ASDC SAKSHAM Training Centre, I have decided to enroll myself in an Assistant Electrician course. My education stopped during economic conditions and I went through to find a job after ITI passed out for family financial support. When HarshadKumar started the training program in ASDC Tiroda, he had no idea that it would become so successful. Harshadkumar managed to complete training from the ASDC Tiroda Centre within **Assistant Electrician Trade**.

Harshadkumar was really smart and understood all the theoretical lectures. He was always attentive and sincere during the practical sessions. In fact, he was also part of all extracurricular activities of the training and spread awareness about the Skill in his neighborhood. Without wasting time after completing his course he got a job in Advik Hi tech Pvt. Ltd. Chakan MIDC Pune. After one month changed jobs, currently working in Mahindra & Mahindra Pvt. Ltd. Chakan MIDC Pune, as a machine operator. Now he earns Rs. 14,000 PM. He is currently supporting his family financially.

He gave a message to every youth: don't miss any opportunity of learning, only learning skill is the key to success. Success is not final, It is the courage to continue that counts. SAKSHAM is the best platform to learn many more and build confidence in every one thanks to the ASDC team.

Photos of Success Stories



