

Social Media Annual Report (SMART) 2021-22



The 2-minute Annual Report

Adani Power Limited



Adani Power Limited.
Engaged in securing India's
power needs.

Our financial performance

Consolidated Revenue

(₹ crore)



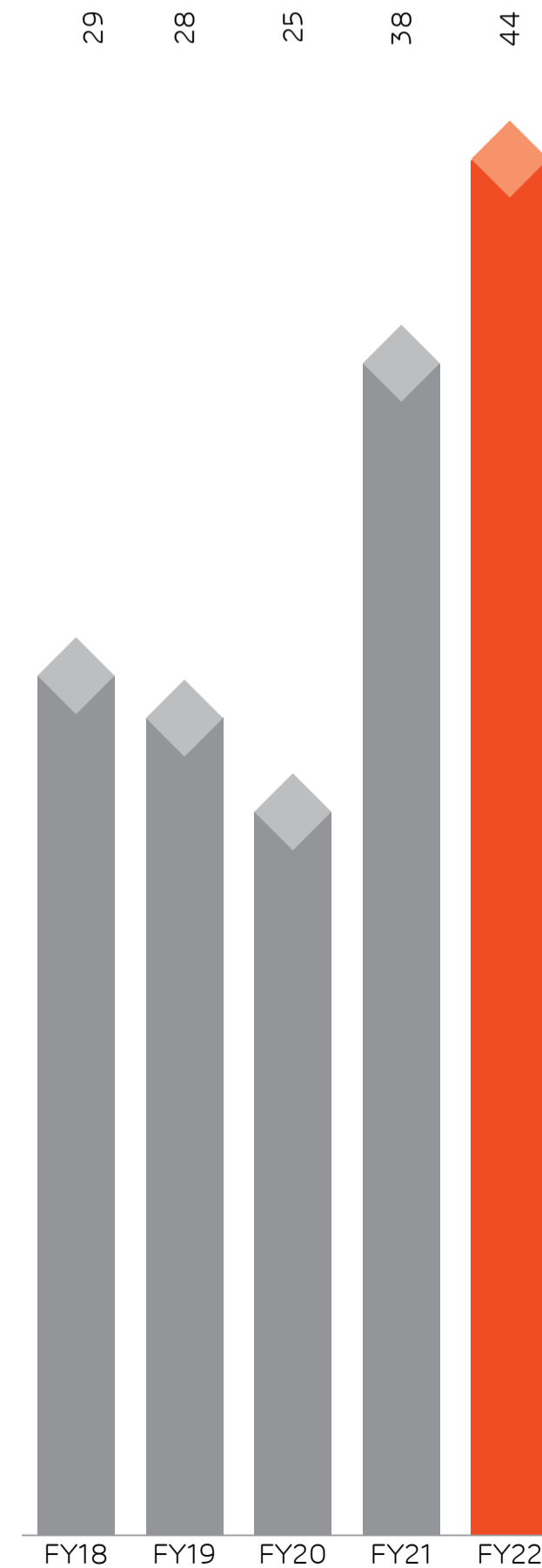
Consolidated EBITDA

(₹ crore)



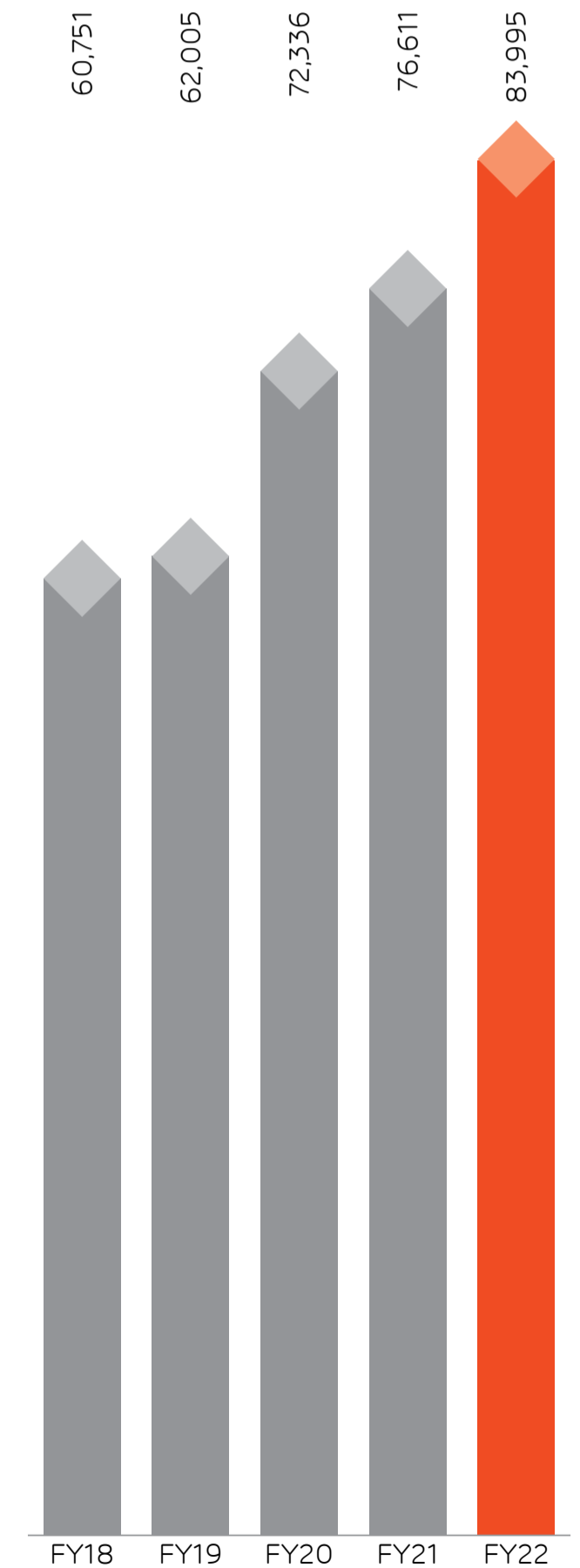
EBITDA Margin

(%)



Gross Block

(₹ crore)



The highlights of our performance, FY 2021-22

Coastal (4,620 MW)

Adani Power (Mundra) Limited (APMuL) Mundra, Gujarat

30%

Annual PLF

11.96

billion units, Generation

Coastal Regulated Utility (1,200 MW)

Udupi Power Corporation Limited (UPCL) Udupi, Karnataka

16%

Annual PLF

1.71

billion units, Generation

Near-pit Head (3,300 MW)

Adani Power Maharashtra Limited (APML) Tiroda, Maharashtra

75%

Annual PLF

21.65

billion units, Generation

Hinterland (1,320 MW)

Adani Power Rajasthan Limited (APRL) Kawai, Rajasthan

72%

Annual PLF

8.35

billion units, Generation

Near-pit head (1,370 MW)

Raipur Energen Ltd. (REL) Raipur, Chhattisgarh

74%

Annual PLF

8.84

billion units, Generation

Near-pit head (600 MW)

Raigarh Energy Generation Ltd. (REGL) Raigarh, Chhattisgarh

70%

Annual PLF

3.71

billion units, Generation

Solar (40 MW)

Bitta Solar Power Plant Bitta (Kutch), Gujarat

18%

Annual PLF

0.06

billion units, Generation

Chairman Gautam S Adani's overview



The primary reason for the success of the Adani Group comes from our alignment with the India growth story.

We have grown adjacency by adjacency without getting hung up on textbook business models.

The best recent evidence for our confidence and belief in the future has been the USD 70 billion investment we announced in facilitating India's 'green' transition. We are already one of the world's largest developers of solar power. Our strength in renewables will empower us enormously in our effort to make 'green' hydrogen, the fuel of the future; it will equip us to produce the least expensive 'green' electron and the least expensive hydrogen.

We are leading the race to transform India from a country that is over-reliant on imported oil and gas to a country that can become a net exporter of clean energy. This would be a 'never-done-before' transformation in fortunes in a stunningly short period of time across the largest scale. This transformation will help reshape India's energy footprint in an extraordinary way.

While we are now a major global renewable energy player, we made remarkable progress in several other industries. In one stroke, we have become the largest airport operator in India. Around the airports where we operate, we are engaged in the adjacent business of building aerotropolises and creating localised community-based economic centres. We have made entries in sectors ranging from data centres, super apps and industrial clouds to defence and aerospace, metals and materials – all aligned with the Government's vision of an Atmanirbhar Bharat.

There cannot be any doubt that the largest middle-class that will ever exist, augmented by an increase in the working age and consuming population share, will have a positive impact on India's growth rates, much in line with the demographic dividend that India enjoys.

I have no reason to believe that over the next two decades we will not suitably address this challenge. It is a virtuous cycle that is driven by the growth in the middle-class population and India today enjoys the world's firmest pitch on which to bat.

MD & CEO's strategic overview

Anil Sardana



Big numbers

13

%, Consolidated
revenue growth, FY
2021-22

30

%, Consolidated
EBITDA growth, FY
2021-22

During FY 2021-22, your Company encountered challenges in the domestic and global operating environments with an impact on fuel price and availability.

Average PLF for FY 2021-22 was 52% compared to 59% in the previous financial year. This lower performance was due to a shortage of domestic coal and high prices of imported coal. Units sold in FY 2021-22 declined to 52 billion Units (BUs) compared to 59 BUs in FY 2020- 21.

The consolidated revenue for FY 2021-22 grew 13% to ₹31,686 crore, compared to revenues of ₹28,150 crore for FY 2020- 21. This growth was the result of improved tariff realisations as well as a recognition of regulatory income pertaining to prior periods.

A key milestone achieved during the year under review was the acquisition of Essar Power M.P. Ltd. (EPMPL) under a corporate

insolvency resolution scheme under the Insolvency and Bankruptcy Code. EPMPL, which was renamed Mahan Energen Ltd. (MEL), owns and operates a 1,200 MW thermal power plant in Madhya Pradesh. The plant is located near major coal bearing areas in Madhya Pradesh, a significant logistics advantage.

Your Company plans to expand capacity by setting up a state-of-the art 2x800 MW power project, utilising advanced and environmentally sound ultra-supercritical technology to service the 1,230 MW (net) power supply agreement signed with Madhya Pradesh Power Management Co. Ltd. in March 2020.

At Adani Power, we have been adaptive to a rapidly evolving ecosystem, while upholding the principles of sustainability and social responsibility.

Our landmark Godda project that will deepen the India-Bangladesh bond of friendship

1

1,600-MW ultrasupercritical thermal power project at Godda, Jharkhand

2

The project is intended to supply power to Bangladesh (100 km from the Indo-Bangladesh border)

3

The project is in line with Bangladesh's Power Systems Master Plan 2016, which intends to increase ~24,000 MW power generation capacity by 2033.

4

The power purchase agreement was signed between Adani Power (Jharkhand) Limited, a wholly owned subsidiary of APL, and the BPDB in 2017 to supply 1,496 MW (net) to Bangladesh for 25 years.



Our operating plants

Bitta, Kutch

(Adani Power Ltd.)

40

MWp solar power plant

Mundra, Kutch

(Adani Power (Mundra) Ltd.)

4,620

MW coal-based (4 x 330
MW subcritical; 5 x 660 MW
supercritical units)

Tiroda, Maharashtra

(Adani Power Maharashtra
Ltd.)

3,300

MW coal-based (5 x 660
MW supercritical units)

Kawai, Rajasthan

(Adani Power Rajasthan
Ltd.)

1,320

MW coal-based (2 x 660
MW supercritical units)

Udupi, Karnataka

(Udupi Power Corporation
Ltd.)

1,200

MW coal-based (2 x 600
MW subcritical units)

Raipur, Chhattisgarh

Raipur Energen Ltd.)

1,370

MW coal-based (2 x 685
MW supercritical units)

Raigarh, Chhattisgarh

(Raigarh Energy Generation
Ltd.)

600

MW coal-based (1 x 600MW
subcritical units)

Singrauli, Madhya Pradesh

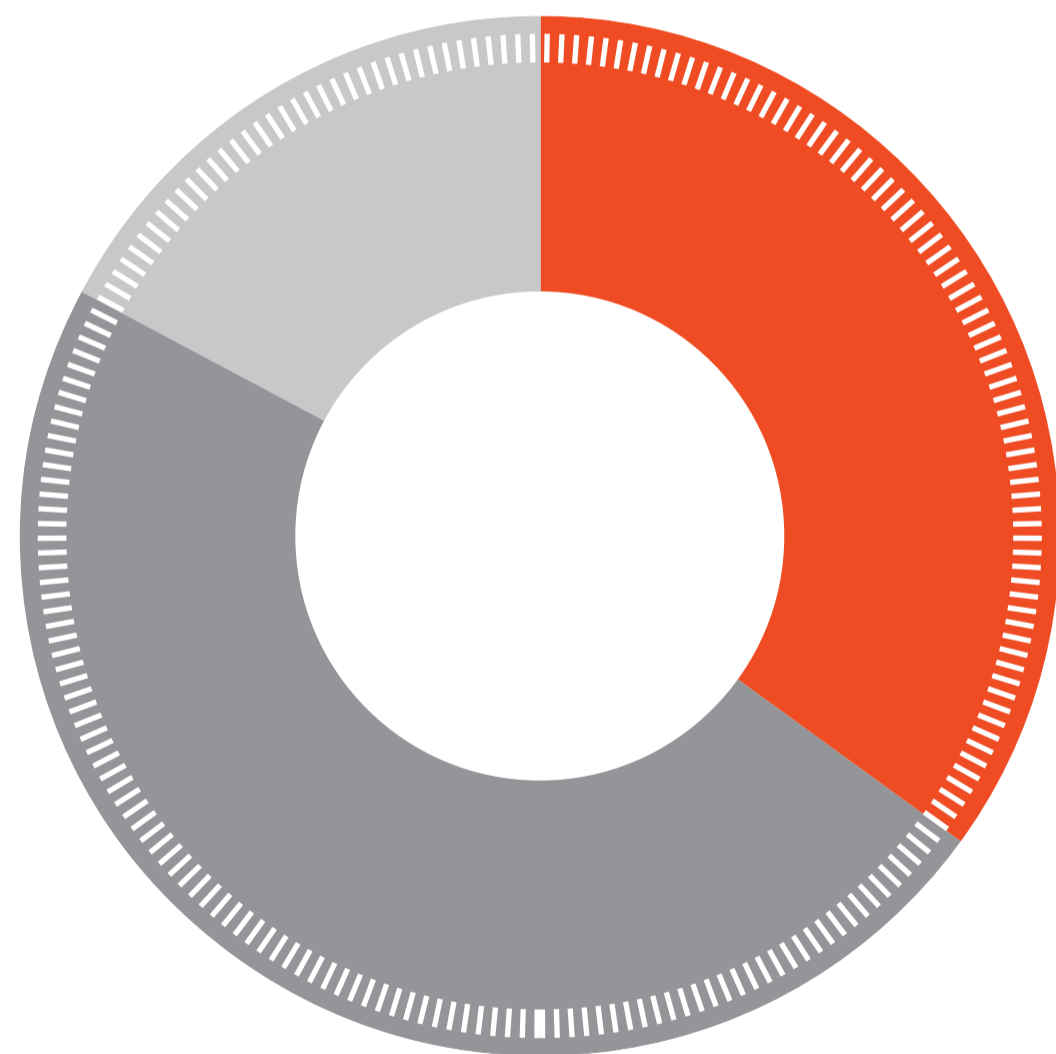
(Mahan Energen Ltd.)

1,200

MW coal-based (2 x 600MW
subcritical units)

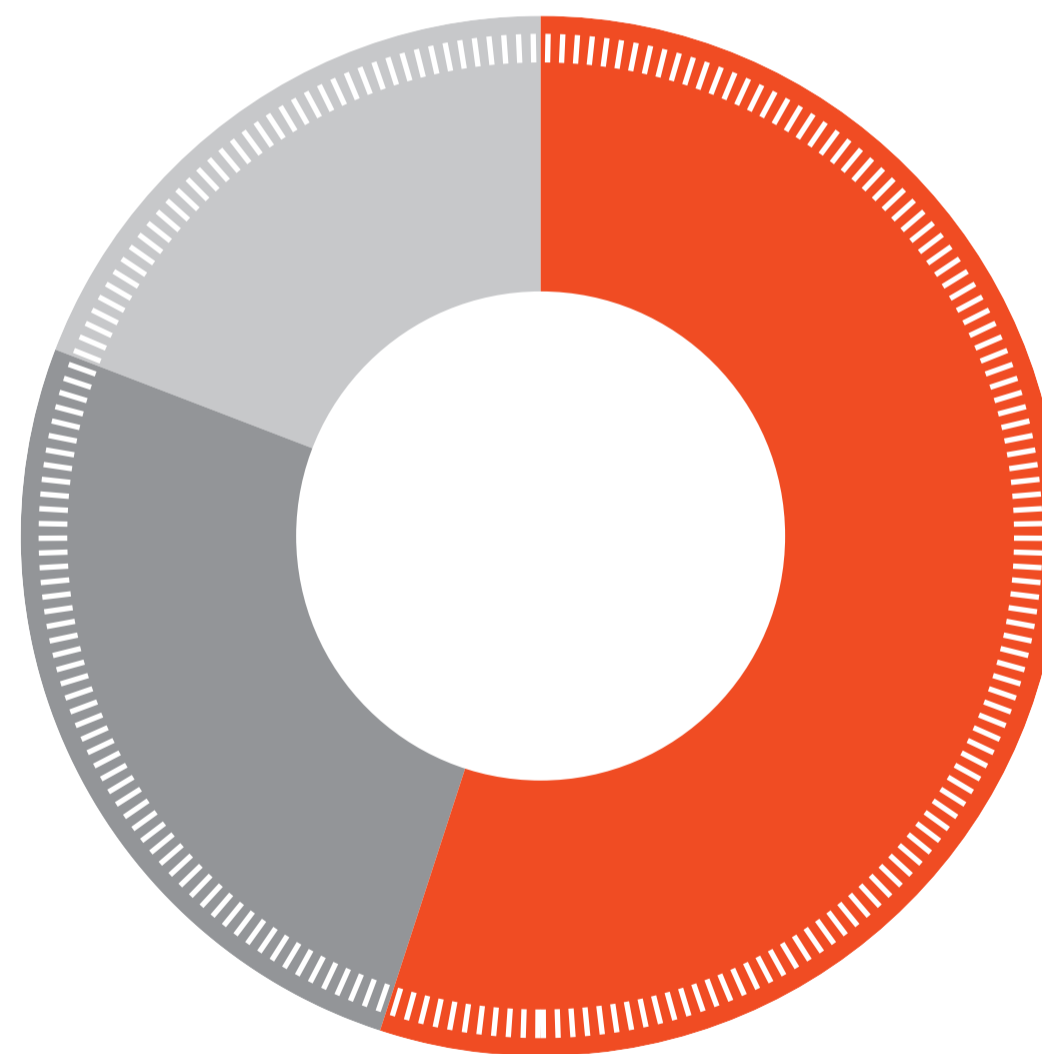
Thermal portfolio mix including upcoming capacity*

Geographic spread (%)



■ Coastal - 35
■ Near pithead - 48
■ Hinterland - 17

Modern and efficient fleet (%)



■ Supercritical - 55
■ Sub-critical - 26
■ Ultra-supercritical - 19

* Includes under-construction 2x800MW project in Jharkhand and under-development 2x800MW project in Madhya Pradesh

APL. Emerging among global ESG benchmarks

62

APL score in Corporate Sustainability Assessment Score, 2020 (out of 100)

64

APL score in Corporate Sustainability Assessment Score, 2021 (out of 100)

30

Average global score of electric utilities in Corporate Sustainability Assessment Score, 2020 (out of 100)

Conducted by DJSI-S&P Global

3.8

APL's score out of 5.0 in FTSE Russel ESG rating, 2021

2.6

World Utilities Average Score out of 5.0.

2.22

m³/MWh, water intensity in FY 22

2.5

m³/MWh, targeted water intensity, FY 22

3.5

m³/MWh, statutory water intensity limit for fresh water-based thermal power plants

7

out of 8 Operating power plant locations certified by CII as Single Use Plastic Free, FY 2021-22.

Adani Power. Environmentally responsible

3.5

m³/MWh, India's surface water consumption regulatory norm for thermal power plants

2.5

m³/MWh, Adani Power's surface water consumption for hinterland power plants

2

% fuel per unit saved using supercritical technology vs subcritical technology

3.79

million cubic metres rain water harvested by the Company, FY 2021-22



Our environmental priorities

Climate change

Biodiversity

Resource conservation

Water conservation

Air emissions management

Waste management



We continued to touch the lives of the marginalised

3.7

million, people touched through our CSR initiatives

2409

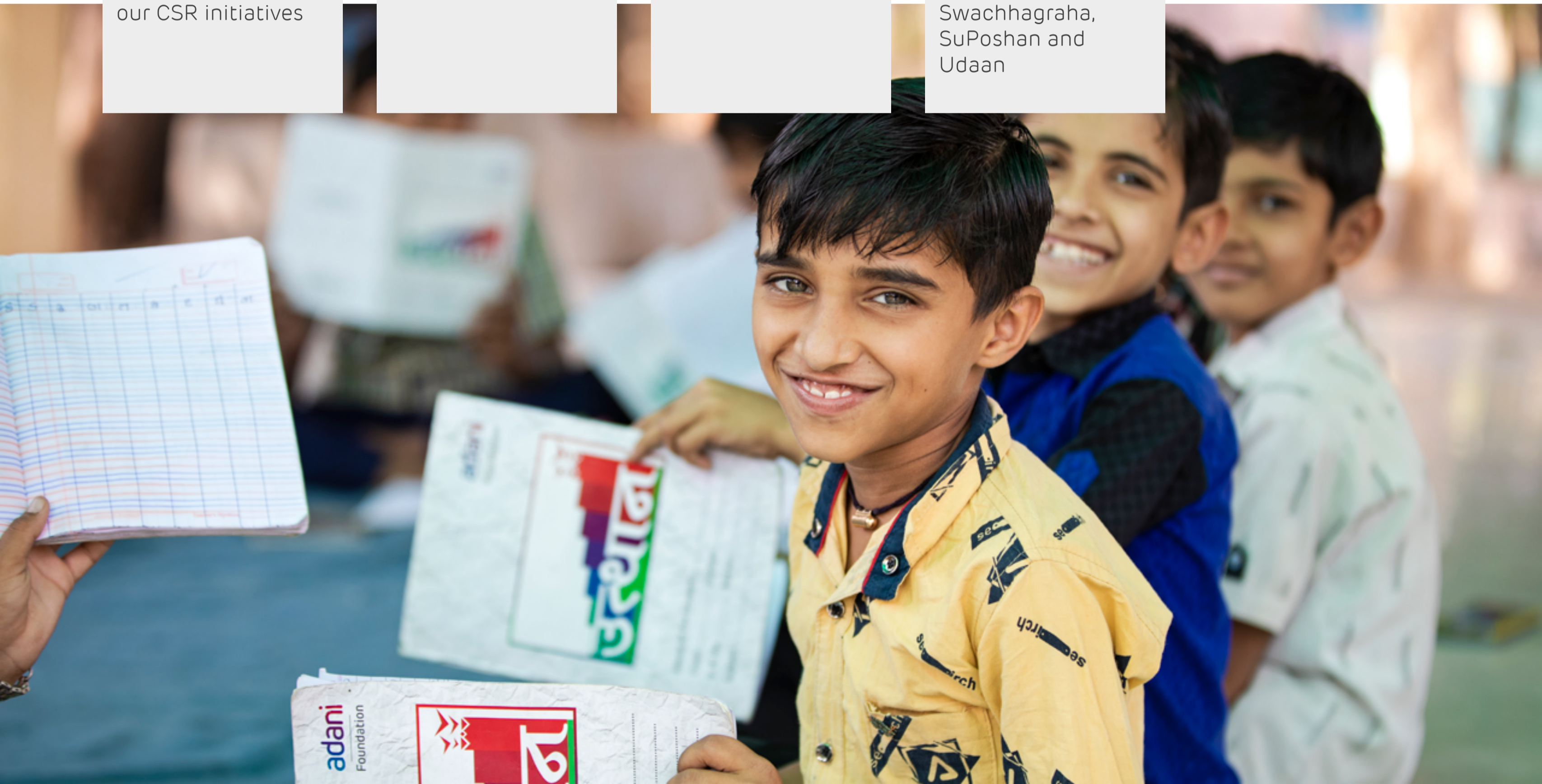
Villages touched

16

States

4

pan-India CSR projects - Saksham, Swachhagraha, SuPoshan and Udaan



Areas of CSR engagement



Education



Community health



Sport



Sustainable livelihoods development



Community infrastructure development



To read the full APL Annual Report 2021-22, click here:

[https://www.adanipower.com/-/media/Project/Power/Investors/Investors-Downloads/
Annual-Reports/FY22.pdf](https://www.adanipower.com/-/media/Project/Power/Investors/Investors-Downloads/Annual-Reports/FY22.pdf)

This is an extra investor initiative that extends beyond the exhaustive disclosures of the Company's Annual Report 2021-22